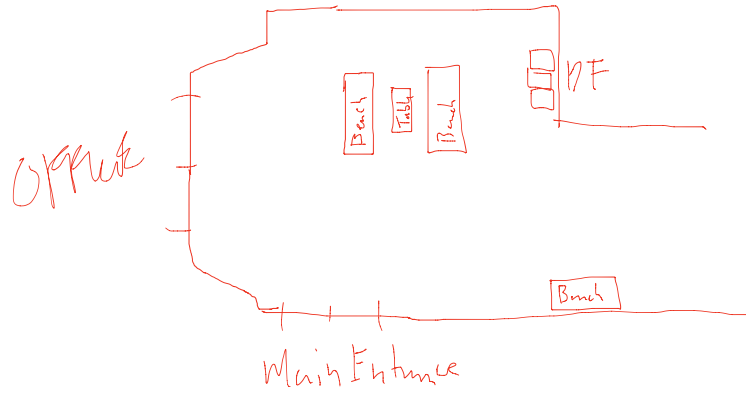


Observation Notes

<p>A – Activities are goal directed set of actions – things which people want to accomplish</p>	<p>E – Environments are the entire arena where activities take place</p>	<p>I – Interactions between a person and someone else, then building blocks of activities</p>	<p>O – Objects are building blocks of the environment, key elements sometimes put to complex or unintended uses, changing their function, meaning and context</p>	<p>U – Users are the occupants, the people providing the behaviors, preferences, and needs</p>
<p>Parents coming in & sitting @ benches or standing to wait for kids.</p> <p>Prison delivered to office probably for after school program - kids come & grabbed buses to take back to classrooms - no lunch or early release (11:30AM) day.</p> <p>Some kids still waiting to get picked up by 11:50</p>	<p>Nice big skylight but downlights still on. Uplights in skylight well were off.</p> <p>Was cloudy but still probably enough light to leave them off.</p> <p>Loading into office, just barely see receptionist's head from eyes up.</p> <p>Considers that students are in, doesn't necessarily correspond to event that they use. Some cross to other end of building to get to parents or bus.</p> <p>Some come from other building then go down one of the E/W corridors.</p> <p>OR meet parents/guardians @ front entrance.</p> <p>Overall front of school pretty quiet @ dismissal. Most traffic out the side entrances.</p> <p>Lobby could be a place for parents to wait & interact, but overall very few parents doing this.</p>	<p>(2) Moms talking to each other</p> <p>(1) "Grandma" sitting & checking smart phone while waiting</p> <p>(1) dad coming in w/ daughter or situation</p> <p>(1) teacher left student sitting on one of the benches for a parent that forgot to pickup (early dismissal) - Can do that since benches in full view of reception desk.</p> <p>Some students appear to be waiting just inside office for parents.</p>	<p>Drinking fountains - observed 1 taking a drink - DF and/or compress or relatively noisy.</p> <p>(1) phone just inside office that students can use to call parents/guardians if they forgot to pickup.</p>	<p>Parents Teachers, Staff Students</p> <p>Students lining up outside the classrooms down hall before dismissing</p>

⑤ Lobby



GENERAL NOTES:

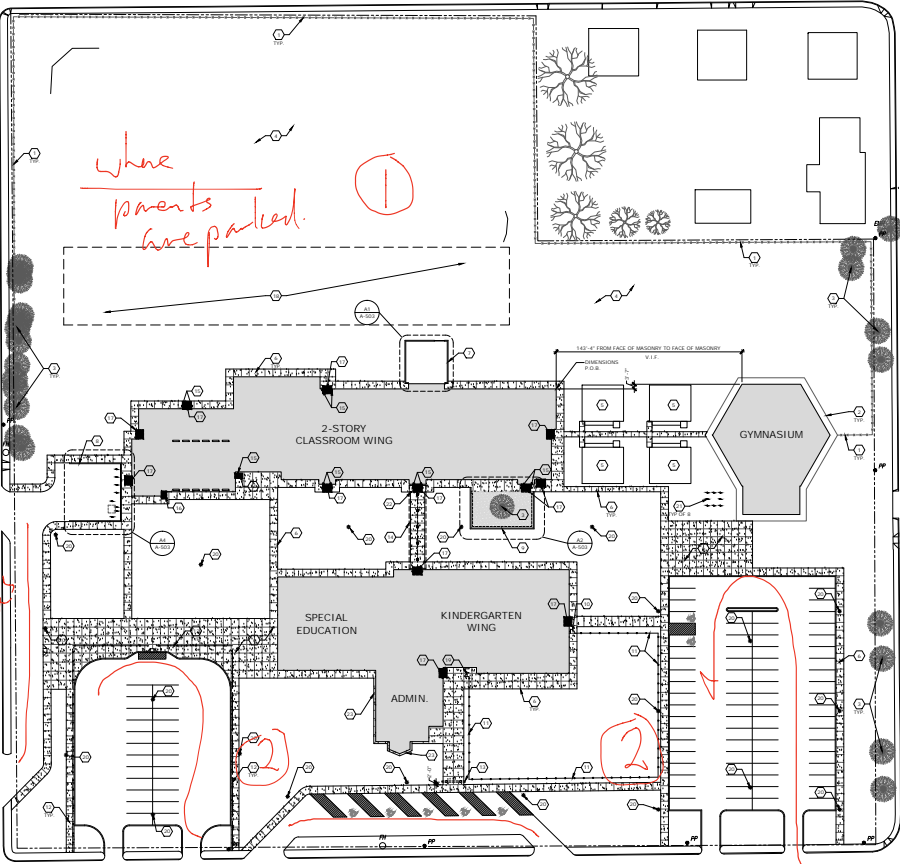
1. ALL EXISTING SITE IMPROVEMENTS, UTILITIES, ETC. ARE BASED ON INFORMATION PROVIDED BY THE OWNER. NO GUARANTEE OF ACCURACY IS IMPLIED BY THESE CONDITIONS. FIELD SURVEYORS SHALL VERIFY QUESTIONABLE INFORMATION ON SITE PRIOR TO BID.
2. REFER TO CIVIL DRAWINGS FOR SITE GRADING, UTILITIES AND MISCELLANEOUS SITE ITEMS TO REMAIN.
3. CONTRACTOR TO COORDINATE ACCESS TO SITE AND CONSTRUCTION STAGING AREA W/ OWNER AND ARCHITECT.
4. REFER TO CIVIL SHEETS FOR ALL NEW SIDEWALKS.

KEYED NOTES:

1. EXISTING CURB/LOW FENCE TO REMAIN, PROTECT DURING CONSTRUCTION.
2. EXISTING SIDEWALK TO REMAIN, PROTECT DURING CONSTRUCTION.
3. EXISTING GRASS FIELDS TO REMAIN, PROTECT DURING CONSTRUCTION.
4. PORTABLES TO BE RELAYED BY OWNER, CONTRACTOR TO PROVIDE SIGNAGE, FOOTINGS AND UTILITIES TO CONSTRUCT ONE OR PORTABLES DURING PHASE 1. REFER TO STRUCTURAL FOUNDATION PLAN TO LOC. ELECTRICAL AND SOCIAL STUDY SHEETS.
- 4" THICK CONCRETE, PROVIDE FINISH PER DETAIL C2A-503. REFER TO CIVIL SHEETS FOR C-10A FOR CONCRETING.
- 12" HIGHS, 10" C.M.U. SITE WALL, CAP WALL WITH SOLID 4" C.M.U. PROTECT EXTERIOR AUTOMATIC WATERPROOFING FOR UNITS BELOW GRADE. REFER TO DETAIL C2A-503.
- 8" HIGHS, 8" C.M.U. SITE WALL, CAP WALL WITH SOLID 4" C.M.U. PROTECT EXTERIOR AUTOMATIC WATERPROOFING FOR UNITS BELOW GRADE. REFER TO DETAIL C2A-503 & A2C-101.
- 30" HIGHS, 8" C.M.U. SITE WALL, CAP WALL WITH SOLID 4" C.M.U. PROTECT EXTERIOR AUTOMATIC WATERPROOFING FOR UNITS BELOW GRADE. REFER TO DETAIL C2A-503 & A2C-101.
- 4" WIDE CHAINLINK GATE. REFER TO SPECIFICATIONS.
- 4" HIGH CHAINLINK FENCE. REFER TO SPECIFICATIONS AND C2A-503.
- 2" HIGH CHAINLINK FENCE WITH OPENINGS AS SHOWN ON EXIST 30" HIGHS TO SPECIFICATIONS AND C2A-503.
- METAL ENTRY FORTUNE CENTERED ON WALK. REFER TO C2A-503.
- METAL GAZEBO CONSTRUCTION CENTERED ON WALK. REFER TO MEET WITH OWNER (ALTERNATE NO. 7).
- CONCRETE FILL METAL TUBE FIVE BOLLARDS, PAINT. REFER TO MEET WITH OWNER (ALTERNATE NO. 7).
- 4" HIGHS, 8" C.M.U. THICKENED SIDEWALK (ON ALL THREE SIDES CENTERED ON FOOTING SIZES AND DIMENSIONS INFORMATION.
- 7" HIGHS, 8" C.M.U. THICKENED SIDEWALK (ON ALL THREE SIDES CENTERED ON DOUBLE BOLDED INFO CONSTRUCTION. REFER TO DETAIL C2A-503 FOR THICKENED WALK FOOTING SIZES AND DIMENSIONS INFORMATION.
- AREA OF NEW WALKWAYS EQUIPMENT. REFER TO FINISHING PLAN (SEE 6.0).
- DOUBLE 2" WIDE CHAINLINK GATE. REFER TO SPECIFICATIONS.
- POLE MOUNTED EXTERIOR LIGHTING, PROVIDE FURNITURE BASE, REFER TO DETAIL C2A-503.
- FIVE BOLLARDS AS SHOWN OR AS REQUESTED PER FURNITURE BUT NOT EXCEEDING 12" HIGHS. REFER TO DETAIL C2A-503 FOR THICKENED WALK FOOTING SIZES AND DIMENSIONS INFORMATION.
- 4" WIDE CHAINLINK FENCE, 2" HIGH CHAINLINK FENCE, 4" WIDE CHAINLINK GATE. REFER TO SPECIFICATIONS.
- 16" CONCRETE MESH STRIP. REFER TO DETAIL C2A-503.

LEGEND:

- BUILDING AREA
- THICKENED WALK
- NEW CONCRETE WALK OR CONCRETE PAD



451

A1 ARCHITECTURAL SITE PLAN

ARCHITECTURE, INTERIOR DESIGN, ENGINEERING, PLANNING
 TAFAN
 1207 N. BUTLER AVENUE
 FARMINGTON, NEW MEXICO 87401
 PHONE: 505.833.1100
 FAX: 505.833.1101
 WWW.TAFAN.COM

PROJECT: MCKINLEY ELEMENTARY SCHOOL - FMS
 NEW ADDITIONS AND RENOVATIONS
 1207 N. BUTLER AVENUE
 FARMINGTON, NEW MEXICO 87401
 PSFA PROJECT #P08-004

FEB 2013
 AS-101

Observation Notes *Recess (1) 4/16*

<p>A – Activities are goal directed set of actions – things which people want to accomplish</p>	<p>E – Environments are the entire arena where activities take place</p>	<p>I – Interactions between a person and someone else, then building blocks of activities</p>	<p>O – Objects are building blocks of the environment, key elements sometimes put to complex or unintended uses, changing their function, meaning and context</p>	<p>U – Users are the occupants, the people providing the behaviors, preferences, and needs</p>
<p><i>Baseball swings Multiple play equipment large open grass for sports or just running digging in sand</i></p>	<p><i>Generally fenced off/in middle of neighborhood Sand ends up getting into asphalt 1 m between "play squares", seems to kill grass Not much of wind break No shade, except for some cut the east end from trees on adjacent property Irrigation?</i></p>	<p><i>Some kids playing up against fence.</i></p>	<p><i>(3) picnic tables e east end. Not used during recess that I saw. K</i></p>	<p><i>Teachers → 5 to 6 @ active watching → Principal was out as well.</i></p>

Observation Notes

Queue up @ 2:45 (2) 4/16

<p>A – Activities are goal directed set of actions – things which people want to accomplish</p>	<p>E – Environments are the entire arena where activities take place</p>	<p>I – Interactions between a person and someone else, then building blocks of activities</p>	<p>O – Objects are building blocks of the environment, key elements sometimes put to complex or unintended uses, changing their function, meaning and context</p>	<p>U – Users are the occupants, the people providing the behaviors, preferences, and needs</p>
<p>Parents lining up by 2:30 Kids (Cummer) escorted out to buses first ↓ Some congestion @ parking lot entrances Kids exit out of both ends of both bldgs. On E. End smaller students come out & wait for parents to pick up. - parents park in E lot.</p>	<p>Flows pretty well orderly; parents well trained by this time of year.</p>		<p>(4) buses</p>	<p>Noticed a few students walking People making inquiries.</p>

Observation Notes

<p>A – Activities are goal directed set of actions – things which people want to accomplish</p>	<p>E – Environments are the entire arena where activities take place</p>	<p>I – Interactions between a person and someone else, then building blocks of activities</p>	<p>O – Objects are building blocks of the environment, key elements sometimes put to complex or unintended uses, changing their function, meaning and context</p>	<p>U – Users are the occupants, the people providing the behaviors, preferences, and needs</p>
<p>Parents pulling in S. side in drive through & dropping off. Some parking along street & walking kids in. A little congested e east end of drive thru. Some parents pulling into East parking lot to drop off. Some @ west end.</p>				<p>*Didn't observe any staff helping move things along</p>

17. Appendix F: Energy and Water Performance Data

Elementary School	District	#	Grades	Square Footage/Enrollment				
Elementary School	District	#	Grades	Total Sq. Ft.	Permanent Sq. Ft.	Portable Sq. Ft.	Percent Portable Sq. Ft.	Enrollment
203 Dennis Chavez-UD	APS	1	K-5	83129	68233	14896	18%	660
204 Acoma-UD	APS	2	K-5	49932	49932	0	0%	194
206 Adobe Acres-UD	APS	3	K-5	80741	53861	26880	33%	565
207 Alameda-UD	APS	4	K-5	46089	42729	3360	7%	255
210 Alamosa-UD	APS	5	K-5	76255	50887	25368	33%	679
213 Alvarado-UD	APS	6	K-5	53887	48511	5376	10%	405
214 Apache-UD	APS	7	K-5	60071	53911	6160	10%	427
215 Armijo-UD	APS	8	K-5	59513	55257	4256	7%	393
216 Atrisco-UD	APS	9	K-5	65406	62718	2688	4%	337
217 John Baker-UD	APS	10	K-5	81455	65327	16128	20%	475
219 E. G. Ross-UD	APS	11	K-5	65349	59189	6160	9%	498
221 H.H. Humphrey-UD	APS	12	K-5	59698	47490	12208	20%	480
222 Bandelier-UD	APS	13	K-5	85070	67150	17920	21%	549
225 Barcelona-UD	APS	14	K-5	59593	45257	14336	24%	421
227 Onate-UD	APS	15	K-5	66131	56275	9856	15%	227
228 Bel-Air-UD	APS	16	K-5	75966	60734	15232	20%	385
229 Bellehaven-UD	APS	17	K-5	51904	45632	6272	12%	330
230 Governor Bent-UD	APS	18	K-5	64036	41860	22176	35%	553
231 Kit Carson-UD	APS	19	K-5	76144	54416	21728	29%	546
234 Chaparral-UD	APS	20	K-5	89125	55077	34048	38%	912
236 Chelwood-UD	APS	21	K-5	126308	117348	8960	7%	608
237 Cochiti-UD	APS	22	K-5	52276	44212	8064	15%	289
240 Collet Park-UD	APS	23	K-5	42459	39099	3360	8%	351
241 Comanche-UD	APS	24	K-5	49356	39724	9632	20%	413
243 Coronado-UD	APS	25	K-5	45621	45621	0	0%	279
244 Dolores Gonzales-UD	APS	26	K-5	46492	34844	11648	25%	419
249 Duranes-UD	APS	27	K-5	54919	53127	1792	3%	340
250 Mary Ann Binford-UD	APS	28	K-5	89435	59867	29568	33%	801
252 East San Jose-UD	APS	29	K-5	97052	92572	4480	5%	588
255 Emerson-UD	APS	30	K-5	94678	79446	15232	16%	387
258 Eubank-UD	APS	31	K-5	64462	50350	14112	22%	495
260 Manzano Mesa-UD	APS	32	K-5	77767	64327	13440	17%	736
261 Eugene Field-UD	APS	33	K-5	56860	53276	3584	6%	380
262 Edward Gonzales-	APS	34	3-5	229005	167997	61008	27%	675

Elementary School	District	#	Grades	Square Footage/Enrollment				
Elementary School	District	#	Grades	Total Sq. Ft.	Permanent Sq. Ft.	Portable Sq. Ft.	Percent Portable Sq. Ft.	Enrollment
UD								
264 Ventana Ranch-UD	APS	35	K-5	88215	53271	34944	40%	784
265 Seven Bar-UD	APS	36	K-5	88728	64648	24080	27%	861
267 Griegos-UD	APS	37	K-5	45514	45514	0	0%	365
268 North Star-UD	APS	38	K-5	74810	74810	0	0%	745
270 Hawthorne-UD	APS	39	K-5	63069	54109	8960	14%	499
273 Hodgin-UD	APS	40	K-5	78399	66751	11648	15%	531
275 Painted Sky-UD	APS	41	K-5	98646	70086	28560	29%	1047
276 Inez-UD	APS	42	K-5	60078	52014	8064	13%	461
279 Kirtland-UD	APS	43	K-5	53298	48146	5152	10%	371
280 Susie Rayos Marmon-UD	APS	44	K-5	93874	93874	0	0%	767
282 La Luz-UD	APS	45	K-5	58329	52953	5376	9%	236
285 La Mesa-UD	APS	46	K-5	85779	71443	14336	17%	744
288 Lavaland-UD	APS	47	K-5	61091	43171	17920	29%	654
291 Longfellow-UD	APS	48	K-5	50612	48820	1792	4%	310
295 Chamiza-UD	APS	49	K-5	70179	55059	15120	22%	582
297 Los Padillas-UD	APS	50	K-5	51354	37690	13664	27%	280
300 Lowell-UD	APS	51	K-5	59010	47362	11648	20%	396
305 Matheson Park-UD	APS	52	K-5	55096	33592	21504	39%	316
307 McCollum-UD	APS	53	K-5	56441	48337	8064	14%	344
309 Mission Avenue-UD	APS	54	K-5	59224	43208	16016	27%	437
310 Mitchell-UD	APS	55	K-5	59606	53446	6160	10%	431
312 Monte Vista-UD	APS	56	K-5	62325	56053	6272	10%	506
315 Montezuma-UD	APS	57	K-5	62974	62974	0	0%	516
317 Petroglyph-UD	APS	58	K-5	79801	55609	24192	30%	743
321 A Montoya-UD	APS	59	K-5	55472	49200	6272	11%	332
324 Mountain View-UD	APS	60	K-5	52183	40647	11536	22%	409
327 Navajo-UD	APS	61	K-5	87707	60603	27104	31%	690
328 Georgia Okeefe-UD	APS	62	K-5	49893	40933	8960	18%	611
329 Arroyo Del Oso-UD	APS	63	K-5	50760	41016	9744	19%	425
330 Reginald Chavez-UD	APS	64	K-5	46926	42222	4704	10%	359
332 Osuna-UD	APS	65	K-5	98398	71518	26880	27%	447
333 Pajarito-UD	APS	66	K-5	71183	61327	9856	14%	608
336 Los Ranchos-UD	APS	67	K-5	49393	39537	9856	20%	362
339 Carlos Rey-UD	APS	68	K-5	70072	45880	24192	35%	748
345 San Antonito-UD	APS	69	K-5	53719	52823	896	2%	296

Elementary School	District	#	Grades	Square Footage/Enrollment				
Elementary School	District	#	Grades	Total Sq. Ft.	Permanent Sq. Ft.	Portable Sq. Ft.	Percent Portable Sq. Ft.	Enrollment
348 Sandia Base-UD	APS	70	K-5	51962	45690	6272	12%	493
350 Double Eagle-UD	APS	71	K-5	78458	62330	16128	21%	507
351 Corrales-UD	APS	72	K-5	58932	58932	0	0%	456
356 Sierra Vista-UD	APS	73	K-5	82936	63448	19488	23%	773
357 Sombra Del Monte-UD	APS	74	K-5	68183	60119	8064	12%	390
360 SY Jackson-UD	APS	75	K-5	56004	50628	5376	10%	572
363 Tomasita-UD	APS	76	K-5	66511	55759	10752	16%	388
364 Mark Twain-UD	APS	77	K-5	33013	15093	17920	54%	374
365 Marie Hughes-UD	APS	78	K-5	69922	46738	23184	33%	608
370 Valle Vista-UD	APS	79	K-5	63157	50613	12544	20%	591
373 Lew Wallace-UD	APS	80	K-5	44862	44862	0	0%	298
376 Wherry-UD	APS	81	K-5	82298	65274	17024	21%	525
379 Whittier-UD	APS	82	K-5	69030	54694	14336	21%	458
385 Zia-UD	APS	83	K-5	69068	58428	10640	15%	391
388 Zuni-UD	APS	84	K-5	62281	52089	10192	16%	420
389 Tierra Antigua-UD	APS	85	K-5	85693	85693	0	0%	702
392 Rudolfo Anaya-UD	APS	86	K-5	94056	83304	10752	11%	797
393 Sunset View Elem-UD	APS	87	K-5	83304	83304	0	0%	550
395 Helen Cordero-UD	APS	88	PK-2	85000	85000	0	0%	836
Bayard	Cobre	89	K-6	55240	53380	1860	3%	360
Central	Cobre	90	PK-6	78764	78764	0	0%	236
Hurley	Cobre	91	K-6	34815	34815	0	0%	149
San Lorenzo	Cobre	92	K-6	20000	20000	0	0%	60
Animas ES	Farmington	93	K-5	57462	54774	2688	5%	487
Apache ES	Farmington	94	K-5	59865	55385	4480	7%	479
Bluffview ES	Farmington	95	K-5	62914	61122	1792	3%	487
Country Club ES	Farmington	96	K-5	63644	62748	896	1%	539
Esperanza ES	Farmington	97	K-5	74804	73908	896	1%	616
Ladera Del Norte ES	Farmington	98	K-5	58317	55629	2688	5%	608
McCormick ES	Farmington	99	K-5	56546	53858	2688	5%	417
McKinley ES	Farmington	100	K-5	71170	69378	1792	3%	575
Mesa Verde ES	Farmington	101	K-5	50571	46987	3584	7%	557
Northeast ES	Farmington	102	K-5	46365	46365	0	0%	572
Brown	Portales	103	PK-K	55681	47281	8400	15%	344
James	Portales	104	1-2	60145	46705	13400	22%	529
Lindsey-Steiner	Portales	105	5-6	61927	61927	0	0%	468

Elementary School	District	#	Grades	Square Footage/Enrollment				
Elementary School	District	#	Grades	Total Sq. Ft.	Permanent Sq. Ft.	Portable Sq. Ft.	Percent Portable Sq. Ft.	Enrollment
Valencia	Portales	106	3-4	64517	61157	3360	5%	451
Cielo Azul ES-UD	RPS	107	K-5	85672	85672	0	0.0%	882
Colinas del Norte ES-UD	RPS	108	PK-5	101532	84732	16800	16.5%	693
Enchanted Hills ES-UD	RPS	109	K-5	106410	104618	1792	1.7%	669
Ernest Stapleton ES-UD	RPS	110	K-5	87201	75105	12096	13.9%	895
Maggie Cordova ES-UD	RPS	111	K-5	77714	73234	4480	5.8%	996
Martin Luther King Jr. ES-UD	RPS	112	K-5	114563	102019	12544	10.9%	885
Puesta del Sol ES-UD	RPS	113	K-5	84977	80497	4480	5.3%	830
Rio Rancho ES-UD	RPS	114	PK-5	66539	65643	896	1.3%	699
Sandia Vista ES-UD	RPS	115	K-5	80800	80800	0	0.0%	512
Vista Grande ES-UD	RPS	116	K-5	88251	72123	16128	18.3%	691

Elementary School	District	#	2011-2012 Energy Values					
Elementary School	District	#	Electric (KBTU)	Gas (KBTU)	Total Energy (KBTU)	Total Energy EUI	Estimated Portable KBTU	Estimated Permanent KBTU
203 Dennis Chavez-UD	APS	1	1,344,149	1430037	2774186	33.37	246901	2527285
204 Acoma-UD	APS	2	671,098	798599	1469697	29.43	0	1469697
206 Adobe Acres-UD	APS	3	1,378,583	1799169	3177752	39.36	445536	2732216
207 Alameda-UD	APS	4	712,120	1281604	1993724	43.26	55692	1938032
210 Alamosa-UD	APS	5	1,478,223	1399795	2878018	37.74	420475	2457543
213 Alvarado-UD	APS	6	1,051,858	432460	1484318	27.55	89107	1395211
214 Apache-UD	APS	7	1,039,367	1448403	2487770	41.41	102102	2385668
215 Armijo-UD	APS	8	1,138,995	1582651	2721646	45.73	70543	2651103
216 Atrisco-UD	APS	9	1,484,165	1736697	3220862	49.24	44554	3176308
217 John Baker-UD	APS	10		1227279	1227279	15.07	267322	959958
219 E. G. Ross-UD	APS	11	1,292,009	1127770	2419779	37.03	102102	2317677
221 H.H. Humphrey-UD	APS	12	1,293,984	1531155	2825139	47.32	202348	2622792
222 Bandelier-UD	APS	13	2,153,118	1355910	3509029	41.25	297024	3212005
225 Barcelona-UD	APS	14	1,277,669	1400504	2678173	44.94	237619	2440554
227 Oñate-UD	APS	15	944,050	1326784	2270834	34.34	163363	2107471
228 Bel-Air-UD	APS	16	1,526,197	1882274	3408471	44.87	252470	3156000
229 Bellehaven-UD	APS	17	924,464	984516	1908980	36.78	103958	1805022
230 Governor Bent-UD	APS	18	1,103,108	1746152	2849259	44.49	367567	2481692
231 Kit Carson-UD	APS	19	1,275,214	1850056	3125270	41.04	360142	2765128
234 Chaparral-UD	APS	20	2,205,006	1917708	4122714	46.26	564346	3558369
236 Chelwood-UD	APS	21	1,196,446	1483530	2679976	21.22	148512	2531464

Elementary School	District	#	2011-2012 Energy Values					
Elementary School	District	#	Electric (KBTU)	Gas (KBTU)	Total Energy (KBTU)	Total Energy EUI	Estimated Portable KBTU	Estimated Permanent KBTU
237 Cochiti-UD	APS	22	915,343	1091598	2006941	38.39	133661	1873280
240 Collet Park-UD	APS	23	723,625	1276136	1999761	47.10	55692	1944069
241 Comanche-UD	APS	24	758,818	1015658	1774476	35.95	159650	1614825
243 Coronado-UD	APS	25	853,087	1093441	1946528	42.67	0	1946528
244 Dolores Gonzales-UD	APS	26	1,141,895	1318484	2460379	52.92	193066	2267313
249 Duranes-UD	APS	27	1,152,790	2118619	3271409	59.57	29702	3241707
250 Mary Ann Binford-UD	APS	28	2,098,579	1462853	3561432	39.82	490090	3071342
252 East San Jose-UD	APS	29	1,386,121	1888509	3274630	33.74	74256	3200374
255 Emerson-UD	APS	30	1,255,340	1590741	2846081	30.06	252470	2593611
258 Eubank-UD	APS	31	853,762	1028382	1882144	29.20	233906	1648237
260 Manzano Mesa-UD	APS	32	1,171,634	1983372	3155006	40.57	222768	2932238
261 Eugene Field-UD	APS	33	1,100,264	1165638	2265902	39.85	59405	2206497
262 Edward Gonzales-UD	APS	34	1,848,593	1630119	3478712	15.19	1011208	2467504
264 Ventana Ranch-UD	APS	35	1,569,355	1779769	3349125	37.97	579197	2769928
265 Seven Bar-UD	APS	36	1,660,610	1378663	3039273	34.25	399126	2640147
267 Griegos-UD	APS	37	675,411	1024267	1699678	37.34	0	1699678
268 North Star-UD	APS	38	6,662,235	4842419	11504654	153.78	0	11504654
270 Hawthorne-UD	APS	39	1,070,457	1431546	2502003	39.67	148512	2353491
273 Hodgin-UD	APS	40	1,244,178	1757347	3001525	38.29	193066	2808459
275 Painted Sky-UD	APS	41	1,847,154	2160835	4007989	40.63	473382	3534607
276 Inez-UD	APS	42	712,760	1276922	1989682	33.12	133661	1856021
279 Kirtland-UD	APS	43	1,265,651	1138350	2404001	45.10	85394	2318606
280 Susie Rayos Marmon-UD	APS	44	3,653,459	352091	4005549	42.67	0	4005549
282 La Luz-UD	APS	45	955,987	1567699	2523686	43.27	89107	2434579
285 La Mesa-UD	APS	46	2,718,223	768597	3486820	40.65	237619	3249201
288 Lavaland-UD	APS	47	1,273,940	1845225	3119164	51.06	297024	2822140
291 Longfellow-UD	APS	48	1,440,910	1537940	2978849	58.86	29702	2949147
295 Chamiza-UD	APS	49	1,485,793	2057000	3542793	50.48	250614	3292179
297 Los Padillas-UD	APS	50	1,002,590	1660631	2663221	51.86	226481	2436741
300 Lowell-UD	APS	51	1,359,083	1725986	3085070	52.28	193066	2892004
305 Matheson Park-UD	APS	52	706,429	1052554	1758982	31.93	356429	1402553
307 McCollum-UD	APS	53	1,173,690	1829031	3002721	53.20	133661	2869060
309 Mission Avenue-UD	APS	54	970,226	2381172	3351398	56.59	265465	3085933
310 Mitchell-UD	APS	55	1,035,408	1514161	2549568	42.77	102102	2447466

Elementary School	District	#	2011-2012 Energy Values					
Elementary School	District	#	Electric (KBTU)	Gas (KBTU)	Total Energy (KBTU)	Total Energy EUI	Estimated Portable KBTU	Estimated Permanent KBTU
312 Monte Vista-UD	APS	56	743,612	1814301	2557913	41.04	103958	2453955
315 Montezuma-UD	APS	57	1,393,450	1737577	3131027	49.72	0	3131027
317 Petroglyph-UD	APS	58	1,673,229	1741233	3414462	42.79	400982	3013480
321 A Montoya-UD	APS	59	983,656	1169458	2153114	38.81	103958	2049156
324 Mountain View-UD	APS	60	926,916	1338249	2265165	43.41	191209	2073955
327 Navajo-UD	APS	61	2,209,348	1863259	4072607	46.43	449249	3623359
328 Georgia Okeefe-UD	APS	62	3,448,824	510461	3959285	79.36	148512	3810773
329 Arroyo Del Oso-UD	APS	63	806,714	1027394	1834109	36.13	161507	1672602
330 Reginald Chavez-UD	APS	64	1,391,682	963910	2355592	50.20	77969	2277623
332 Osuna-UD	APS	65	1,164,328	902324	2066652	21.00	445536	1621116
333 Pajarito-UD	APS	66	1,707,127	1708882	3416009	47.99	163363	3252646
336 Los Ranchos-UD	APS	67	1,010,414	1493031	2503446	50.68	163363	2340082
339 Carlos Rey-UD	APS	68	1,484,519	1978371	3462889	49.42	400982	3061907
345 San Antonito-UD	APS	69	740,918	1140749	1881666	35.03	14851	1866815
348 Sandia Base-UD	APS	70	879,088	369494	1248582	24.03	103958	1144624
350 Double Eagle-UD	APS	71	1,730,351	1443422	3173773	40.45	267322	2906452
351 Corrales-UD	APS	72	1,239,762	1529286	2769048	46.99	0	2769048
356 Sierra Vista-UD	APS	73	1,468,368	1570801	3039169	36.64	323014	2716155
357 Sombra Del Monte-UD	APS	74	868,456	1360623	2229080	32.69	133661	2095419
360 SY Jackson-UD	APS	75	1,487,258	1622655	3109913	55.53	89107	3020806
363 Tomasita-UD	APS	76	1,463,482	1843316	3306798	49.72	178214	3128583
364 Mark Twain-UD	APS	77	993,463	1547972	2541435	76.98	297024	2244411
365 Marie Hughes-UD	APS	78	1,614,521	1596217	3210738	45.92	384275	2826463
370 Valle Vista-UD	APS	79	1,084,532	1493809	2578342	40.82	207917	2370425
373 Lew Wallace-UD	APS	80	693,854	1405868	2099721	46.80	0	2099721
376 Wherry-UD	APS	81	858,401	1696746	2555146	31.05	282173	2272973
379 Whittier-UD	APS	82	1,293,266	1660713	2953979	42.79	237619	2716359
385 Zia-UD	APS	83	1,154,327	1600380	2754707	39.88	176358	2578349
388 Zuni-UD	APS	84	922,527	1122811	2045338	32.84	168932	1876406
389 Tierra Antigua-UD	APS	85	1,881,157	1520910	3402067	39.70	0	3402067
392 Rudolfo Anaya-UD	APS	86	1,844,005	3422095	5266100	55.99	178214	5087885
393 Sunset View Elem-UD	APS	87	2,523,641	1970581	4494222	53.95	0	4494222
395 Helen Cordero-UD	APS	88	643,912	332006	975918	11.48	0	975918
Bayard	Cobre	89	813431	1364615	2178046	39.43	30830	2147216
Central	Cobre	90	24294	85	24379	0.31	0	24379
Hurley	Cobre	91	982697	16575	999272	28.70	0	999272

Elementary School	District	#	2011-2012 Energy Values					
Elementary School	District	#	Electric (KBTU)	Gas (KBTU)	Total Energy (KBTU)	Total Energy EUI	Estimated Portable KBTU	Estimated Permanent KBTU
San Lorenzo	Cobre	92	373264	462848	836112	41.81	0	836112
Animas ES	Farmington	93	1115361	4557000	5672361	98.71	44554	5627807
Apache ES	Farmington	94	832426	1590000	2422426	40.46	74256	2348170
Bluffview ES	Farmington	95	1080557	2425000	3505557	55.72	29702	3475854
Country Club ES	Farmington	96	747259	1887000	2634259	41.39	14851	2619408
Esperanza ES	Farmington	97	2034834	3048000	5082834	67.95	14851	5067983
Ladera Del Norte ES	Farmington	98	1238198	1891000	3129198	53.66	44554	3084644
McCormick ES	Farmington	99	950350	1820000	2770350	48.99	44554	2725796
McKinley ES	Farmington	100	1503253	2135000	3638253	51.12	29702	3608551
Mesa Verde ES	Farmington	101	653698	1526000	2179698	43.10	59405	2120293
Northeast ES	Farmington	102	1211361	2702000	3913361	84.40	0	3913361
Brown	Portales	103	1027532	298844	1326376	23.82	139230	1187146
James	Portales	104	997724	395843	1393567	23.17	222105	1171462
Lindsey-Steiner	Portales	105	1545403	559616	2105019	33.99	0	2105019
Valencia	Portales	106	1540391	1425315	2965706	45.97	55692	2910014
Cielo Azul ES-UD	RPS	107	1889429	2655580	4545009	53.05	0	4545009
Colinas del Norte ES-UD	RPS	108	1805630	3286660	5092290	50.15	278460	4813830
Enchanted Hills ES-UD	RPS	109	1835178	3689720	5524898	51.92	29702	5495196
Ernest Stapleton ES-UD	RPS	110	2076407	3322290	5398697	61.91	200491	5198206
Maggie Cordova ES-UD	RPS	111	2032187	3448060	5480247	70.52	74256	5405991
Martin Luther King Jr. ES-UD	RPS	112	2156632	2639580	4796212	41.87	207917	4588296
Puesta del Sol ES-UD	RPS	113	2019631	4123120	6142751	72.29	74256	6068495
Rio Rancho ES-UD	RPS	114	1901439	2917610	4819049	72.42	14851	4804198
Sandia Vista ES-UD	RPS	115	1603367	2690050	4293417	53.14	0	4293417
Vista Grande ES-UD	RPS	116	1965039	1932040	3897079	44.16	267322	3629757

Elementary School	District	#	2011-2012 Water Values		
Elementary School	District	#	Water/ Sewer (gal)	Irr. (gal)	Total Water (gal)
203 Dennis Chavez-UD	APS	1			
204 Acoma-UD	APS	2			
206 Adobe Acres-UD	APS	3			
207 Alameda-UD	APS	4			
210 Alamosa-UD	APS	5			
213 Alvarado-UD	APS	6			
214 Apache-UD	APS	7			

Elementary School	District	#	2011-2012 Water Values		
			Water/ Sewer (gal)	Irr. (gal)	Total Water (gal)
215 Armijo-UD	APS	8			
216 Atrisco-UD	APS	9			
217 John Baker-UD	APS	10			
219 E. G. Ross-UD	APS	11			
221 H.H. Humphrey-UD	APS	12			
222 Bandelier-UD	APS	13			
225 Barcelona-UD	APS	14			
227 Oñate-UD	APS	15			
228 Bel-Air-UD	APS	16			
229 Bellehaven-UD	APS	17			
230 Governor Bent-UD	APS	18			
231 Kit Carson-UD	APS	19			
234 Chaparral-UD	APS	20			
236 Chelwood-UD	APS	21			
237 Cochiti-UD	APS	22			
240 Collet Park-UD	APS	23			
241 Comanche-UD	APS	24			
243 Coronado-UD	APS	25			
244 Dolores Gonzales-UD	APS	26			
249 Duranes-UD	APS	27			
250 Mary Ann Binford-UD	APS	28			
252 East San Jose-UD	APS	29			
255 Emerson-UD	APS	30			
258 Eubank-UD	APS	31			
260 Manzano Mesa-UD	APS	32			
261 Eugene Field-UD	APS	33			
262 Edward Gonzales-UD	APS	34			
264 Ventana Ranch-UD	APS	35			
265 Seven Bar-UD	APS	36			
267 Griegos-UD	APS	37			
268 North Star-UD	APS	38			
270 Hawthorne-UD	APS	39			
273 Hodgin-UD	APS	40			
275 Painted Sky-UD	APS	41			
276 Inez-UD	APS	42			

Elementary School	District	#	2011-2012 Water Values		
			Water/ Sewer (gal)	Irr. (gal)	Total Water (gal)
279 Kirtland-UD	APS	43			
280 Susie Rayos Marmon-UD	APS	44			
282 La Luz-UD	APS	45			
285 La Mesa-UD	APS	46			
288 Lavaland-UD	APS	47			
291 Longfellow-UD	APS	48			
295 Chamiza-UD	APS	49			
297 Los Padillas-UD	APS	50			
300 Lowell-UD	APS	51			
305 Matheson Park-UD	APS	52			
307 McCollum-UD	APS	53			
309 Mission Avenue-UD	APS	54			
310 Mitchell-UD	APS	55			
312 Monte Vista-UD	APS	56			
315 Montezuma-UD	APS	57			
317 Petroglyph-UD	APS	58			
321 A Montoya-UD	APS	59			
324 Mountain View-UD	APS	60			
327 Navajo-UD	APS	61			
328 Georgia Okeefe-UD	APS	62			
329 Arroyo Del Oso-UD	APS	63			
330 Reginald Chavez-UD	APS	64			
332 Osuna-UD	APS	65			
333 Pajarito-UD	APS	66			
336 Los Ranchos-UD	APS	67			
339 Carlos Rey-UD	APS	68			
345 San Antonito-UD	APS	69			
348 Sandia Base-UD	APS	70			
350 Double Eagle-UD	APS	71			
351 Corrales-UD	APS	72			
356 Sierra Vista-UD	APS	73			
357 Sombra Del Monte- UD	APS	74			
360 SY Jackson-UD	APS	75			
363 Tomasita-UD	APS	76			
364 Mark Twain-UD	APS	77			
365 Marie Hughes-UD	APS	78			

Elementary School	District	#	2011-2012 Water Values		
			Water/ Sewer (gal)	Irr. (gal)	Total Water (gal)
Elementary School	District	#			
370 Valle Vista-UD	APS	79			
373 Lew Wallace-UD	APS	80			
376 Wherry-UD	APS	81			
379 Whittier-UD	APS	82			
385 Zia-UD	APS	83			
388 Zuni-UD	APS	84			
389 Tierra Antigua-UD	APS	85			
392 Rudolfo Anaya-UD	APS	86			
393 Sunset View Elem-UD	APS	87			
395 Helen Cordero-UD	APS	88			
Bayard	Cobre	89	416600	1,726,450	2143050
Central	Cobre	90	0	570	570
Hurley	Cobre	91	689000	0	689000
San Lorenzo	Cobre	92	0	0	0
Animas ES	Farmington	93	2355903	0	2355903
Apache ES	Farmington	94	4366892	0	4366892
Bluffview ES	Farmington	95	3222918	0	3222918
Country Club ES	Farmington	96	2455625	0	2455625
Esperanza ES	Farmington	97	7366915	0	7366915
Ladera Del Norte ES	Farmington	98	8938255	0	8938255
McCormick ES	Farmington	99	6146856	0	6146856
McKinley ES	Farmington	100	6945294	0	6945294
Mesa Verde ES	Farmington	101	7773487	0	7773487
Northeast ES	Farmington	102	8884623	0	8884623
Brown	Portales	103	884000	0	884000
James	Portales	104	2867000	0	2867000
Lindsey-Steiner	Portales	105	3433000	0	3433000
Valencia	Portales	106	6079000	0	6079000
Cielo Azul ES-UD	RPS	107	582000	1965000	2547000
Colinas del Norte ES-UD	RPS	108	177000	3714000	3891000
Enchanted Hills ES-UD	RPS	109	1107000	3868000	4975000
Ernest Stapleton ES-UD	RPS	110	677000	2586000	3263000
Maggie Cordova ES-UD	RPS	111	821000	1992000	2813000
Martin Luther King Jr. ES-UD	RPS	112	2015000	676000	2691000
Puesta del Sol ES-UD	RPS	113	1107000	5749000	6856000
Rio Rancho ES-UD	RPS	114	1643000	2082000	3725000

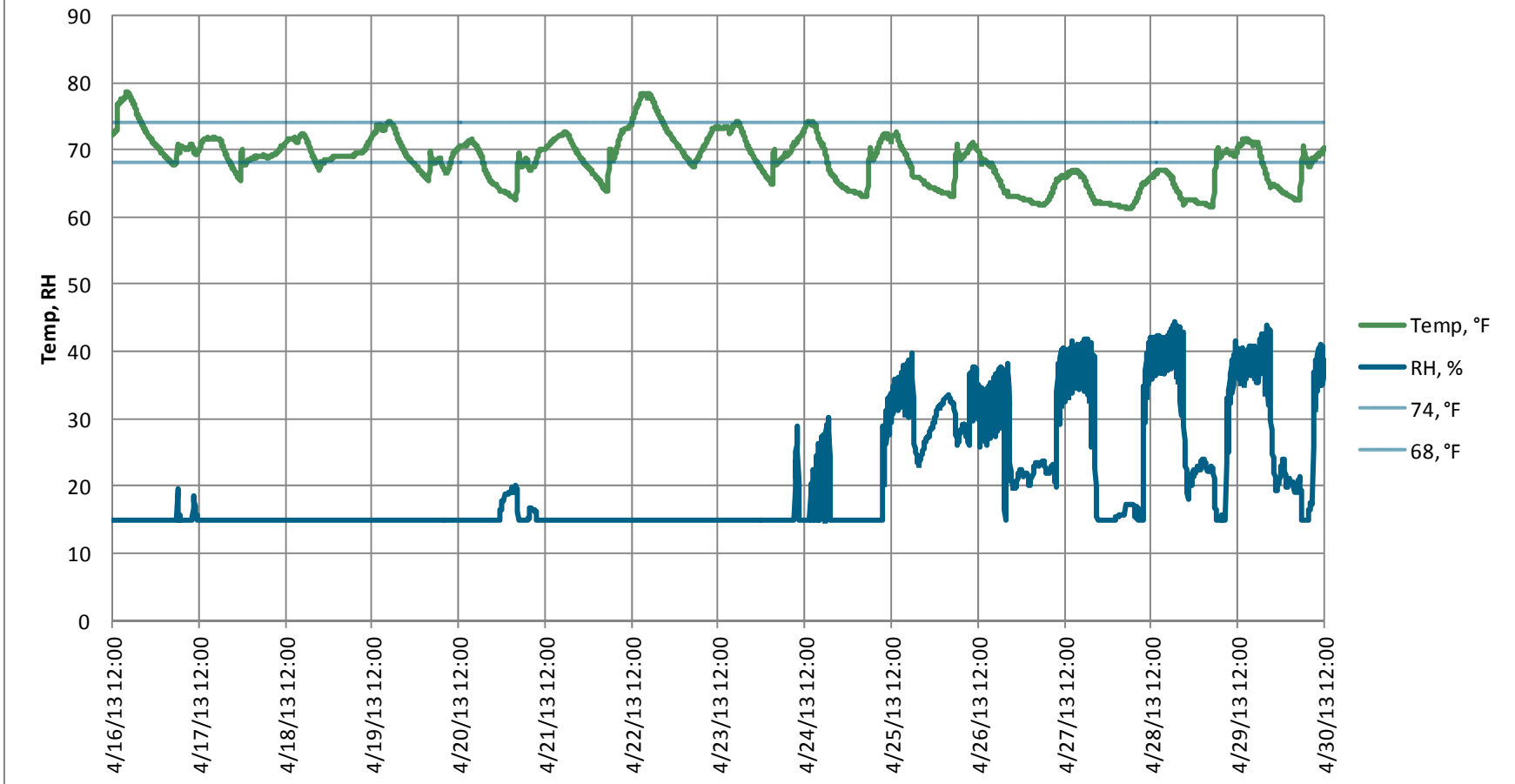
Elementary School	District	#	2011-2012 Water Values		
			Water/ Sewer (gal)	Irr. (gal)	Total Water (gal)
Elementary School	District	#			
Sandia Vista ES-UD	RPS	115	466000	3138612	3604612
Vista Grande ES-UD	RPS	116	530000	3124000	3654000

18. Appendix G: Data Logger Data

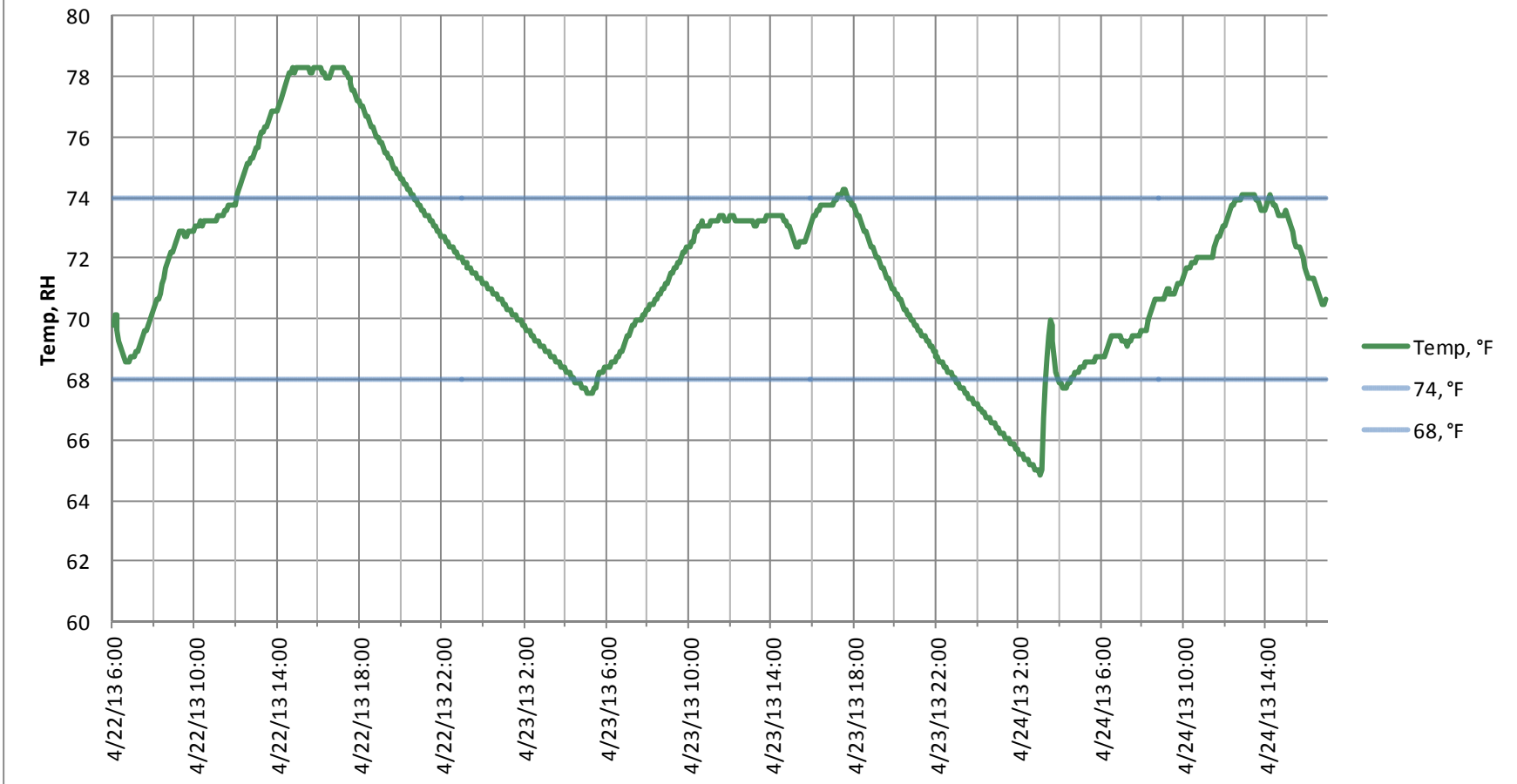
Table 18.1: HOBO Datalogger Measurements – Temperature and RH

HOBO Datalogger Measurements (Daytime Hours Summary)																	
Data Logger Summary				Data Start Time	Data End Time	Occupied Duration [Days / Hours]	Interior Space Temp (Occupied Daytime)							Relative Humidity %			
Name	Serial Number	Room Location					Average	Standard Deviation	Maximum	Minimum	% Time over 74	% Time Below 68	Total >74 and <68	Average	Standard Deviation	Maximum	Minimum
1	M-01	10067914	119 - Principal	4/18/13 - 12:00pm MDT	5/2/13 - 12:00pm	90:05:00	71.34	2.24	78.62	67.56	7.96%	2.41%	10.36%	20.17	8.41	44.45	15
2	M-02	2417088	121 - Storage	4/18/13 - 12:00pm MDT	5/2/13 - 12:00pm	90:05:00	70.31	2.14	75.14	65.17	2.59%	22.02%	24.61%	19.67	8.05	43.27	15
3	M-03	2417104	116 - Conference	4/18/13 - 12:00pm MDT	5/2/13 - 12:00pm	90:05:00	73.58	4.68	85.01	63.11	52.73%	18.41%	71.14%	20.10	9.36	48.76	15
4	M-04	2417096	302 - Test	4/18/13 - 12:00pm MDT	5/2/13 - 12:00pm	90:05:00	70.51	1.20	73.58	67.91	0.00%	0.28%	0.28%	19.12	6.90	41.16	15
5	M-05	10067876	305 - Classroom	4/18/13 - 12:00pm MDT	5/2/13 - 12:00pm	90:05:00	70.55	2.24	75.83	66.02	7.12%	11.01%	18.13%	20.50	8.55	43.58	15
6	M-06	10067909	302 - Classroom	4/18/13 - 12:00pm MDT	5/2/13 - 12:00pm	90:05:00	70.57	3.60	76.88	62.43	20.54%	28.77%	49.31%	21.61	10.75	52.03	15
7	M-07	10067907	307 - Classroom	4/18/13 - 12:00pm MDT	5/2/13 - 12:00pm	90:05:00	73.76	3.11	80.74	66.54	61.24%	4.81%	66.05%	20.11	8.96	46.57	15
8	M-08	10067918	310 - Classroom	4/18/13 - 12:00pm MDT	5/2/13 - 12:00pm	90:05:00	72.24	2.93	76.88	65.85	34.41%	13.23%	47.64%	20.45	9.20	47.18	15
9	M-09	10173715	106 - Cafeteria	4/18/13 - 12:00pm MDT	5/2/13 - 12:00pm	90:05:00	69.13	2.03	75.48	66.71	5.18%	42.46%	47.64%	15.78	2.57	32.9	15
10	M-10	10173733	102 - Computer Lab	4/18/13 - 12:00pm MDT	5/2/13 - 12:00pm	90:05:00	70.38	1.84	76.53	67.56	7.96%	0.37%	8.33%	15.58	1.81	29.65	15
11	M-11	10067881	204 - Library	4/18/13 - 12:00pm MDT	5/2/13 - 12:00pm	90:05:00	71.92	2.93	79.85	66.71	13.51%	7.77%	21.28%	16.61	4.31	34.01	15
12	M-12	10173686	211 - Classroom	4/18/13 - 12:00pm MDT	5/2/13 - 12:00pm	90:05:00	70.77	3.92	80.56	61.91	17.30%	26.73%	44.03%	18.81	6.26	43.92	15
13	M-13	10173717	208 - Classroom	4/18/13 - 12:00pm MDT	5/2/13 - 12:00pm	90:05:00	72.96	1.68	78.80	70.31	12.67%	0.00%	12.67%	17.73	5.39	38.41	15
14	M-14	10173734	206 - Classroom	4/18/13 - 12:00pm MDT	5/2/13 - 12:00pm	90:05:00	72.38	1.75	77.92	68.76	13.23%	0.00%	13.23%	19.34	6.19	40.95	15
15	M-15	10067900	106 - Classroom	4/18/13 - 12:00pm MDT	5/2/13 - 12:00pm	90:05:00	71.90	1.51	77.05	68.42	7.86%	0.00%	7.86%	16.12	2.31	29.5	15
16	M-16	10067882	109 - Classroom	4/18/13 - 12:00pm MDT	5/2/13 - 12:00pm	90:05:00	72.10	1.96	78.10	67.56	9.44%	0.19%	9.62%	15.21	1.32	26.9	15

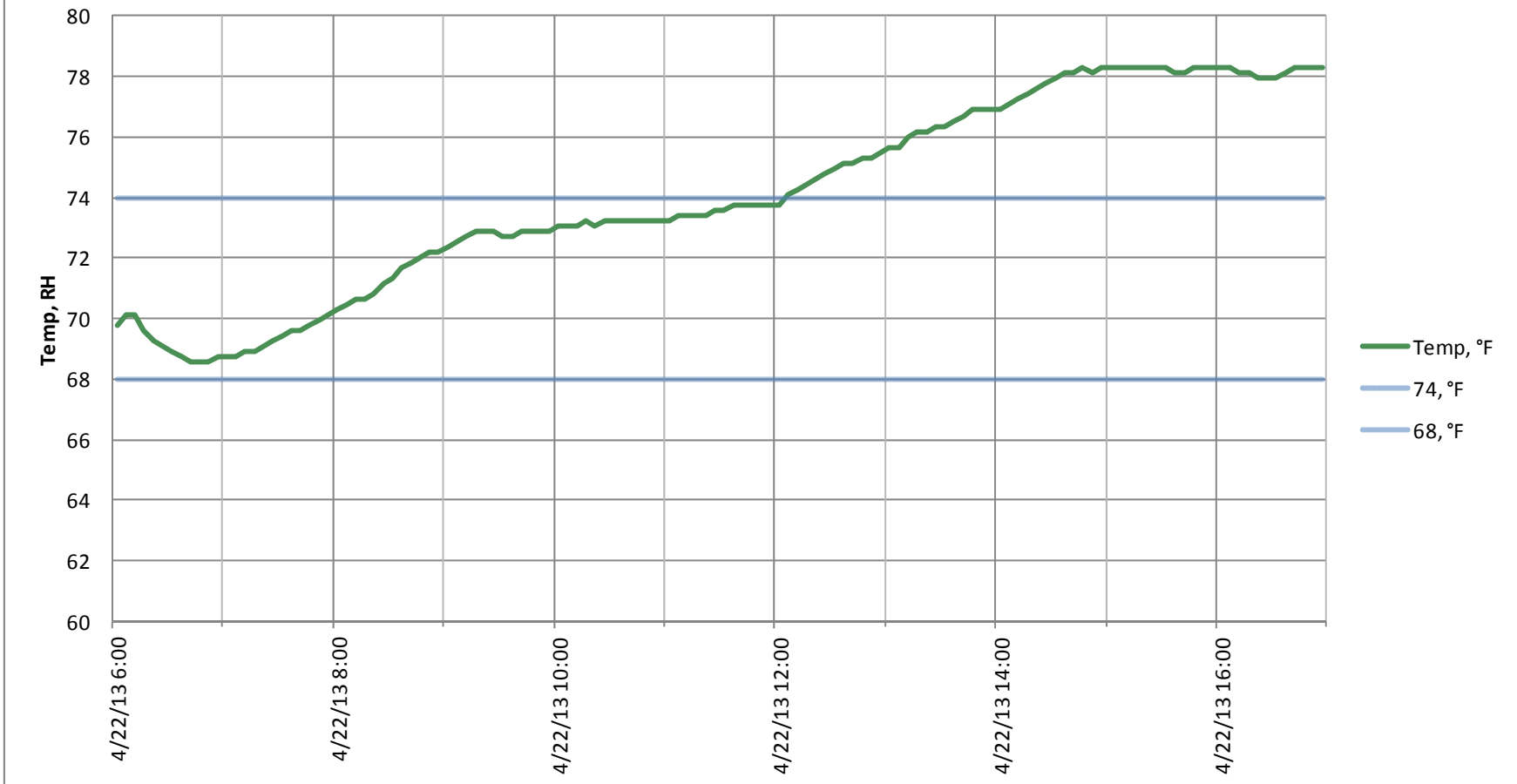
Space Conditions 2 Weeks - Principle (119)



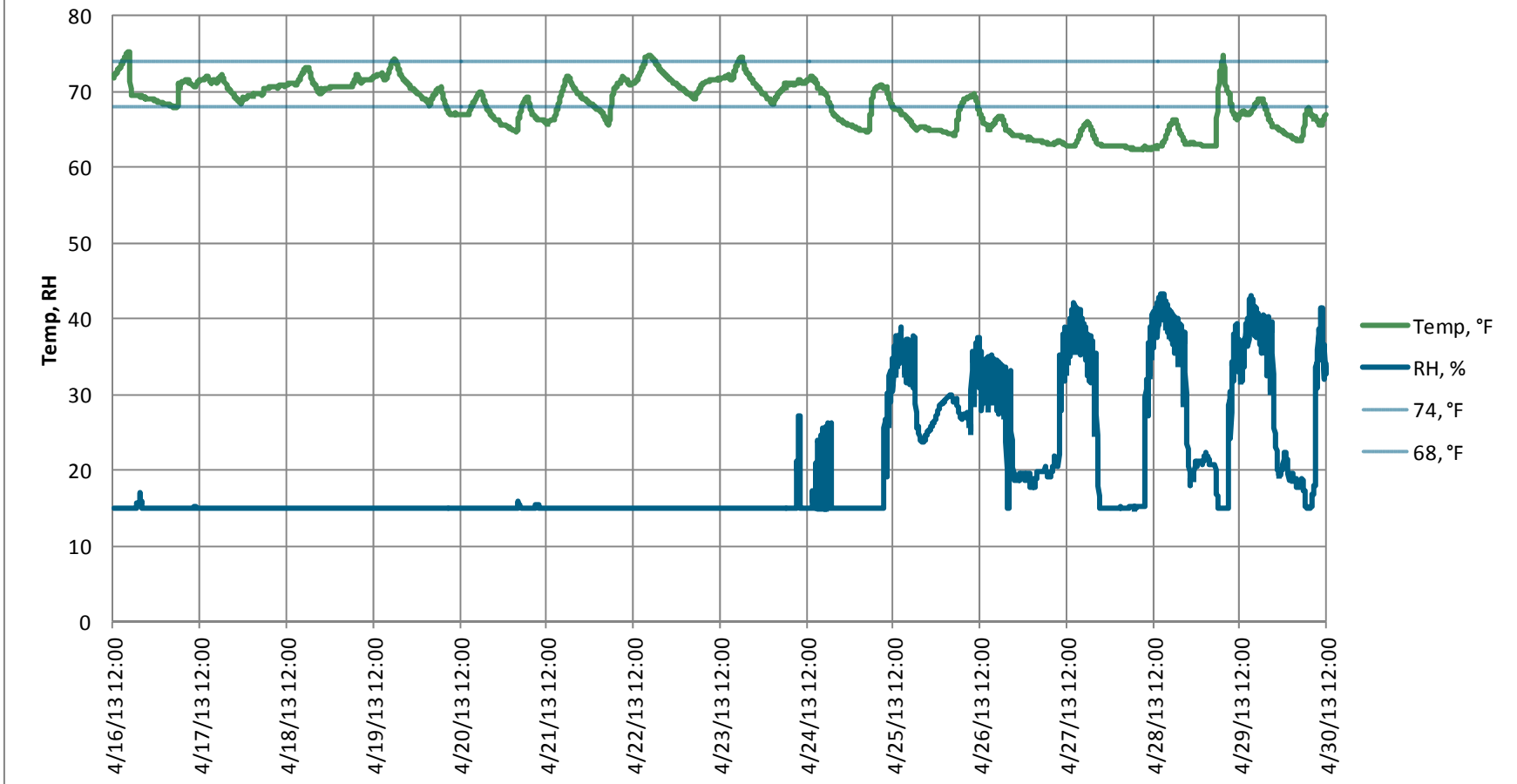
Space Conditions 2 Days - Principle (119)



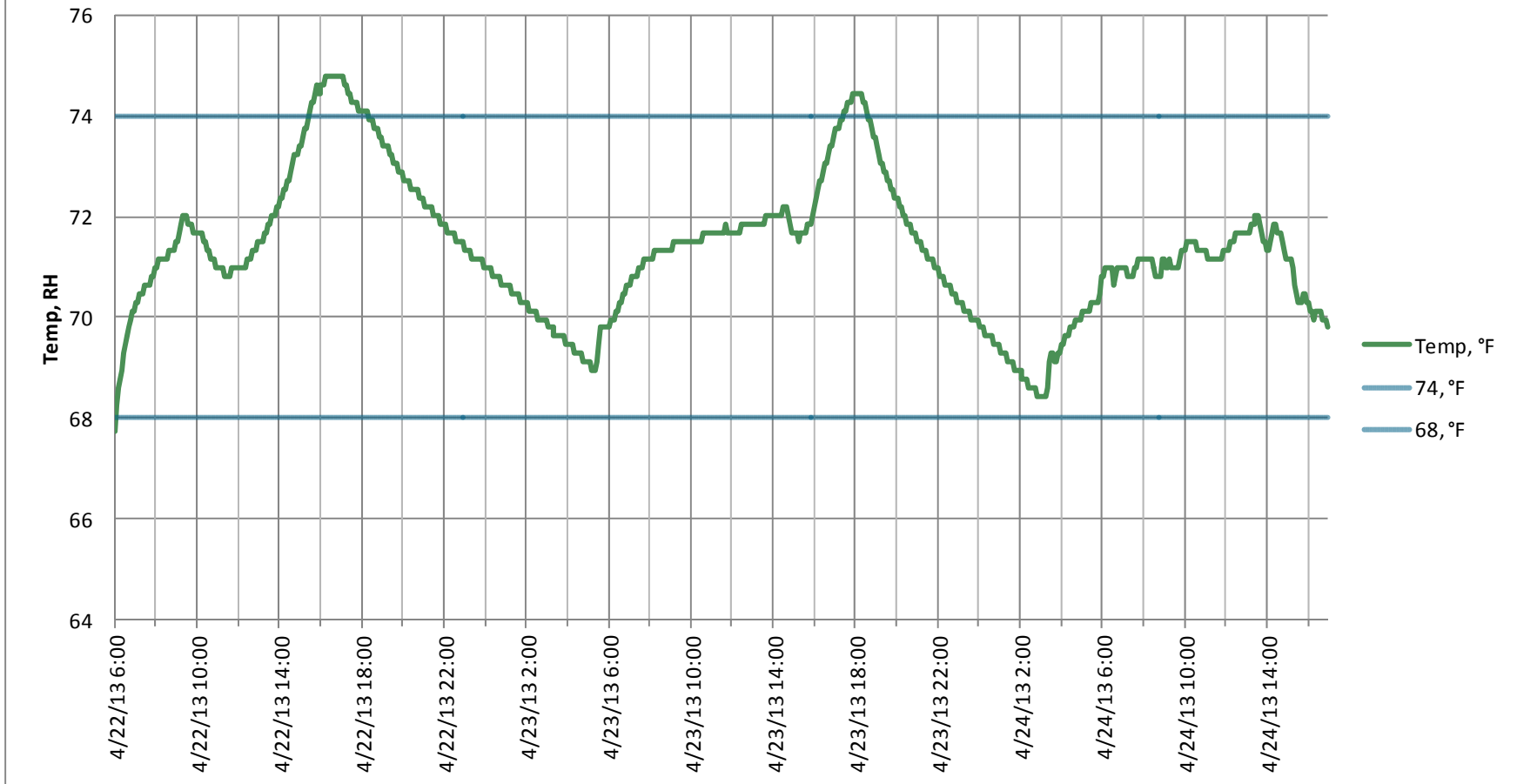
Space Conditions Occupied Period - Principle (119)



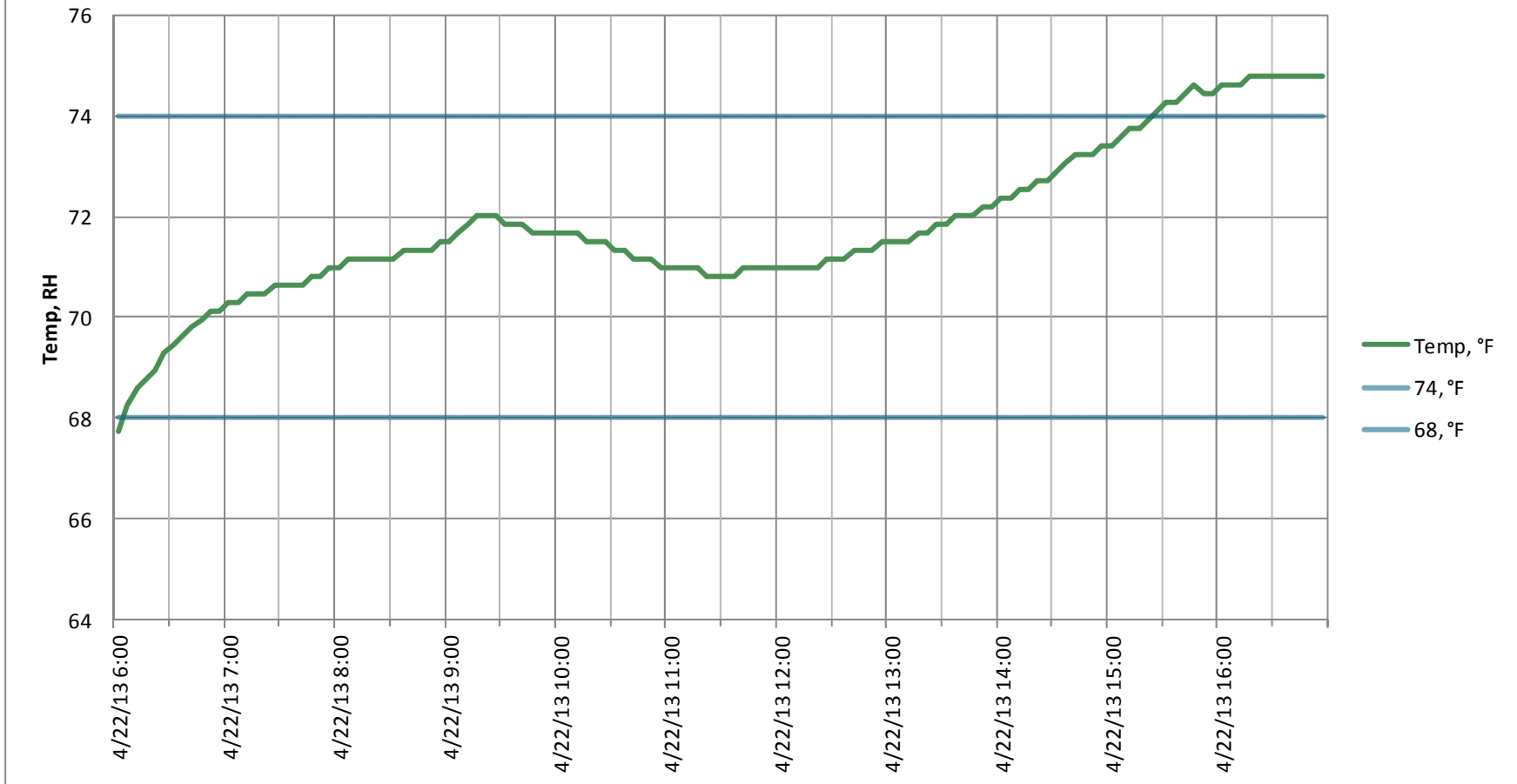
Space Conditions 2 Weeks - Storage (121)



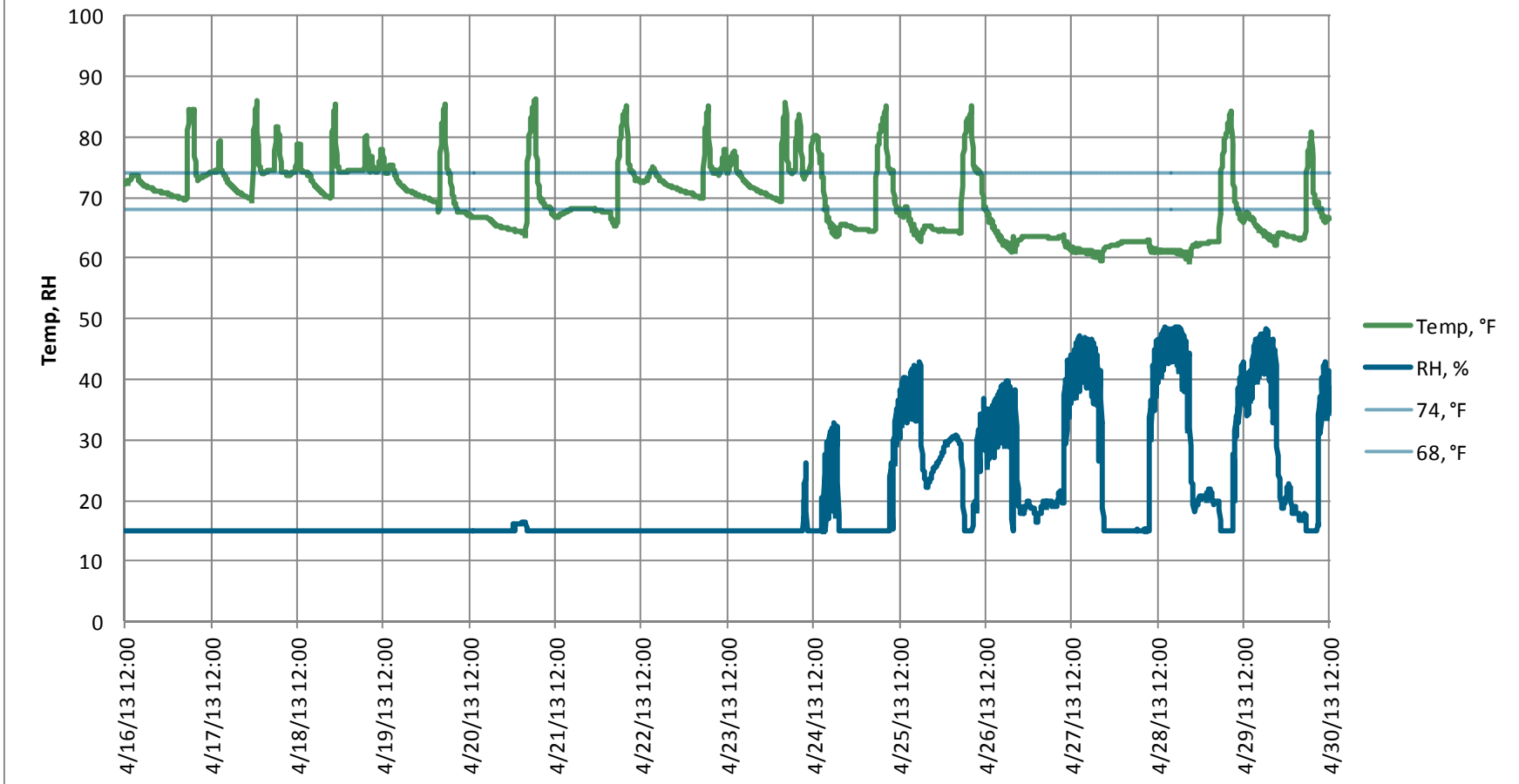
Space Conditions 2 Days - Storage (121)



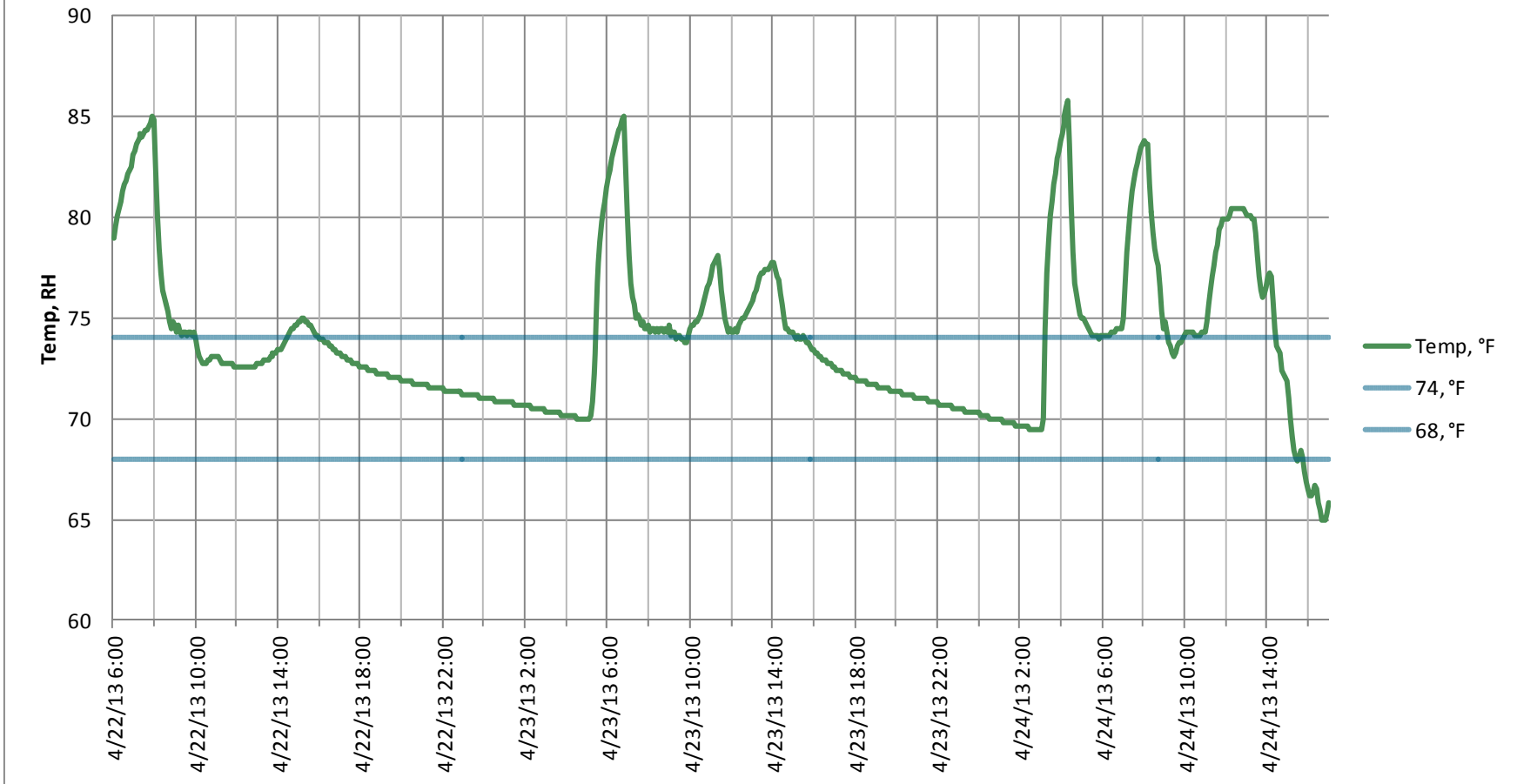
Space Conditions Occupied Period- Storage (121)



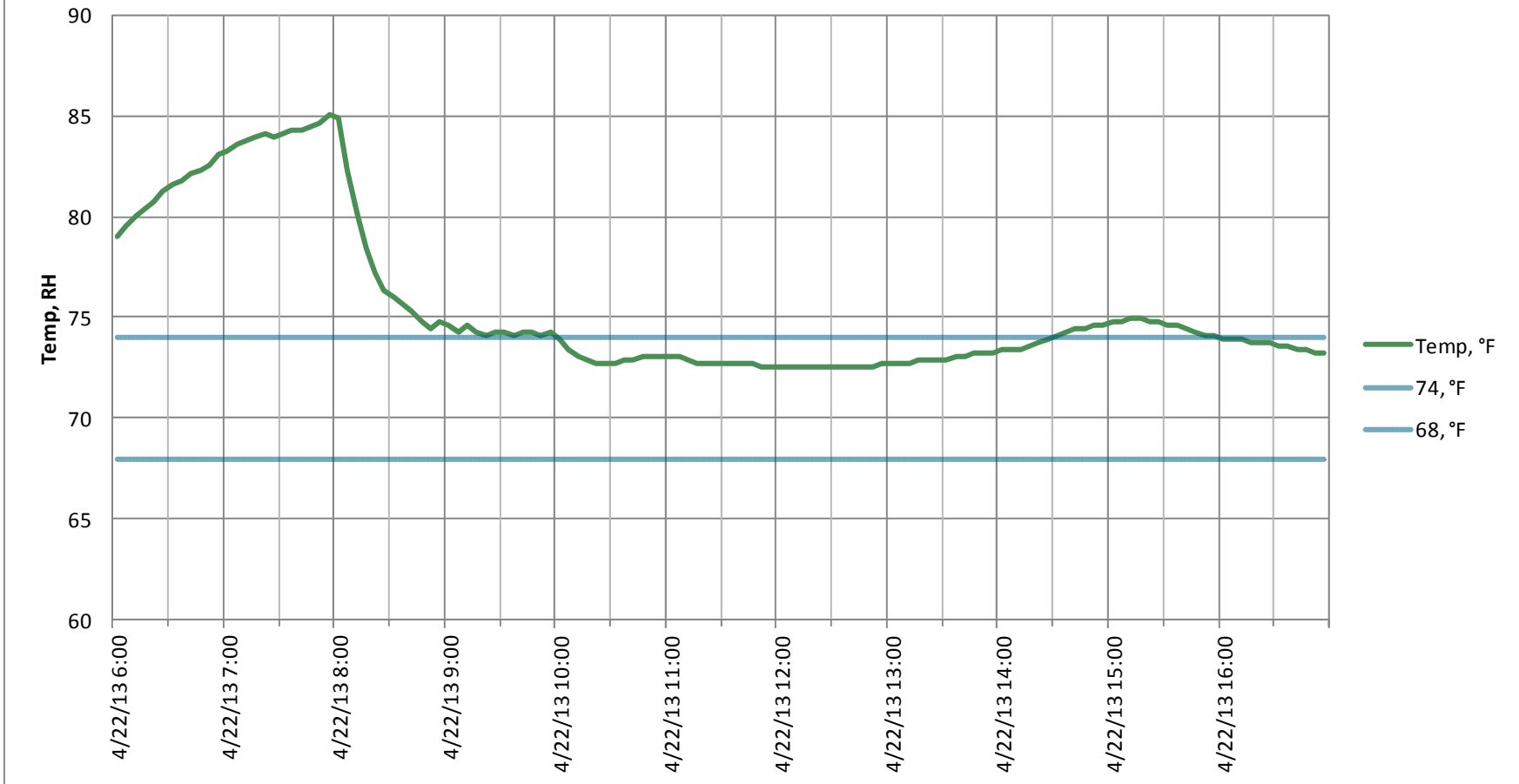
Space Conditions 2 Weeks - Conference (116)



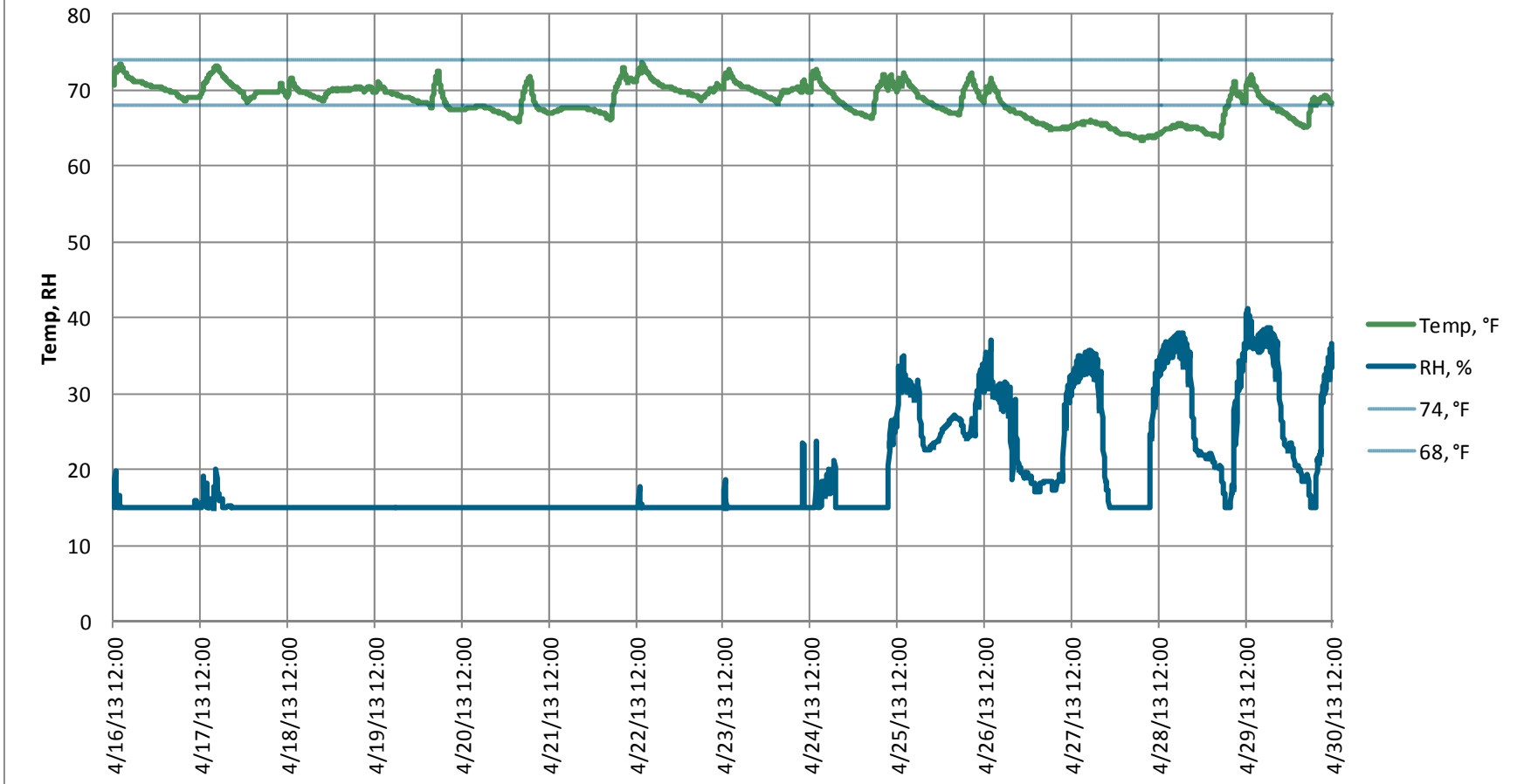
Space Conditions 2 Days - Room(116)



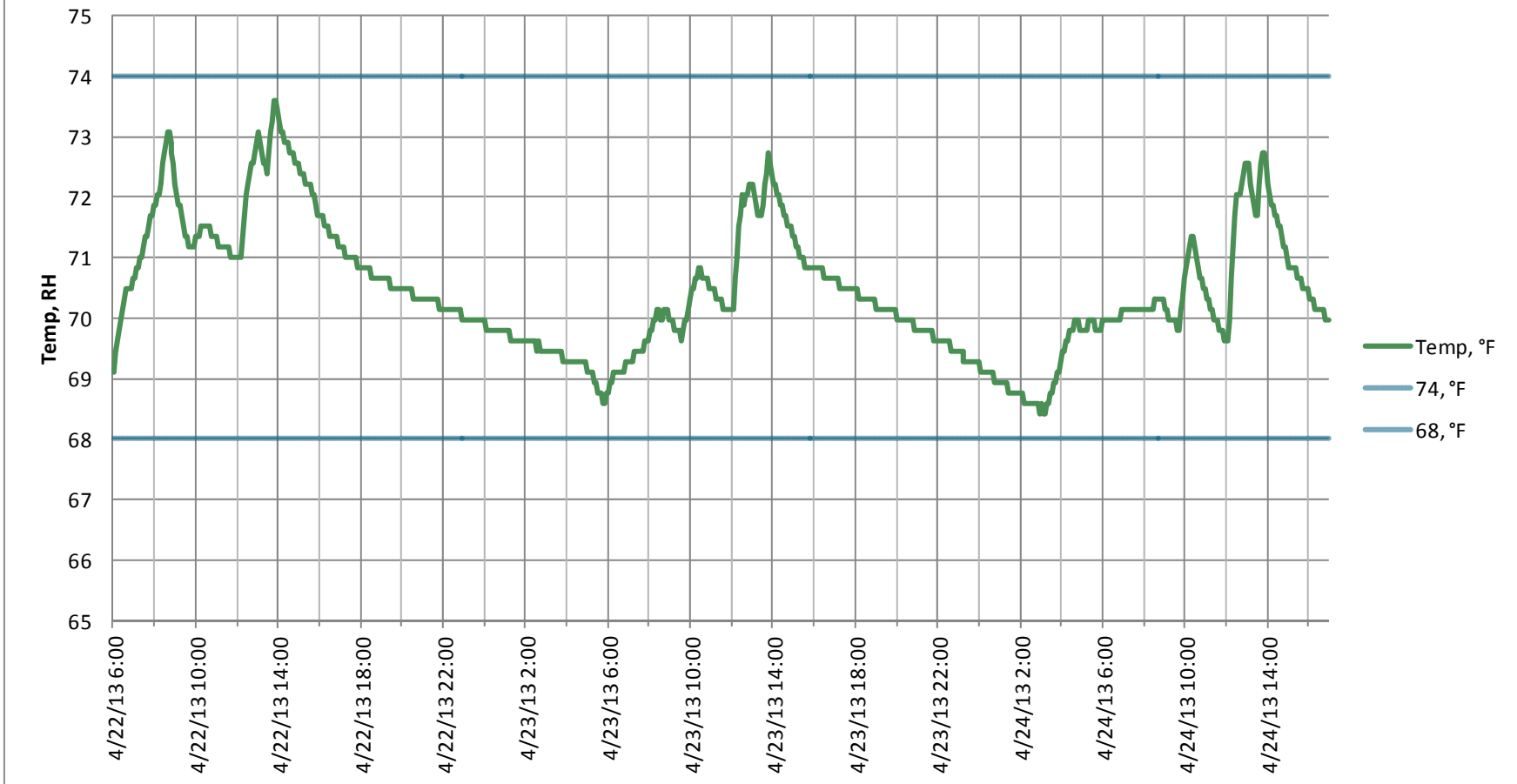
Space Conditions Occupied Period - Room(116)



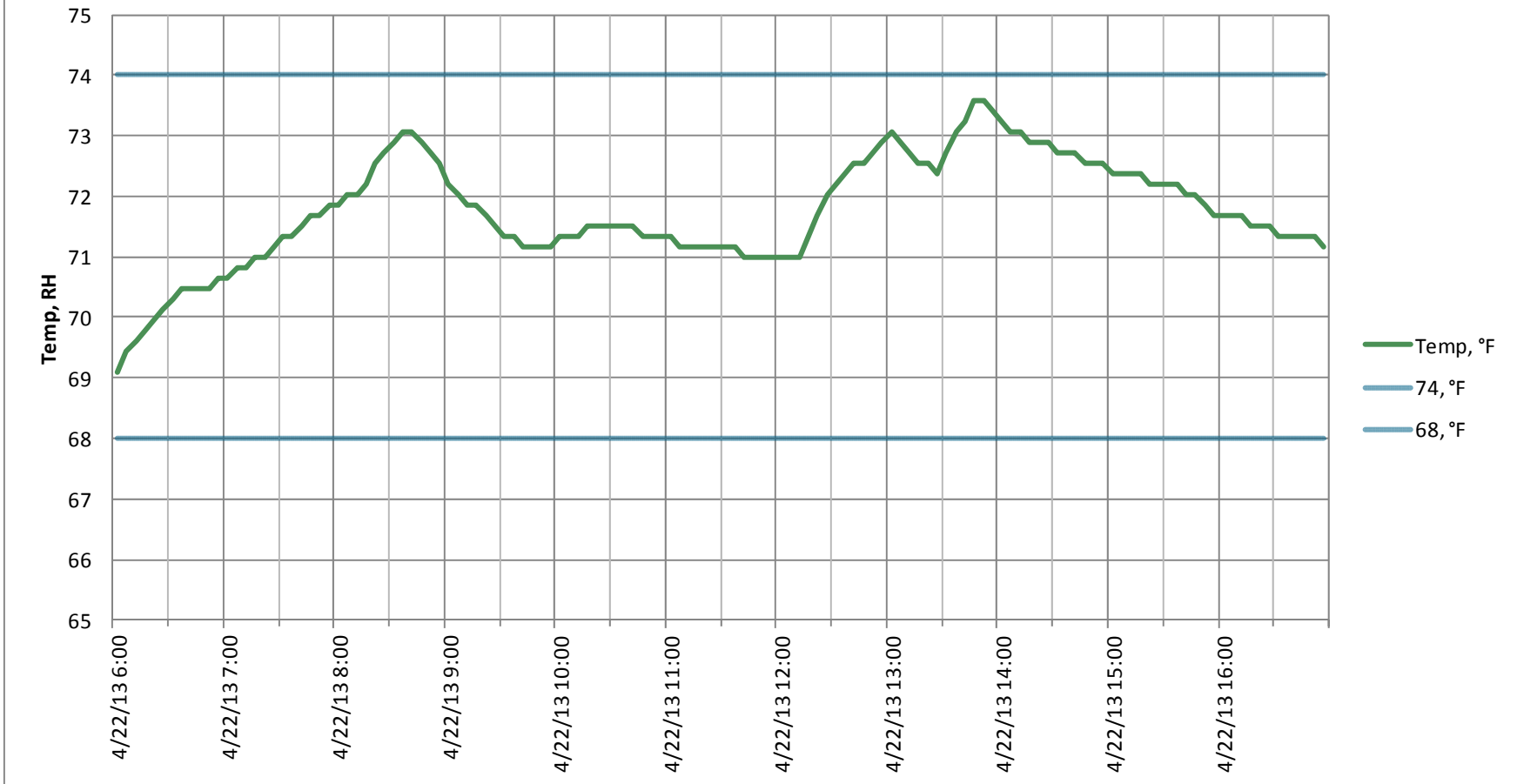
Space Conditions 2 Weeks - Test (302)



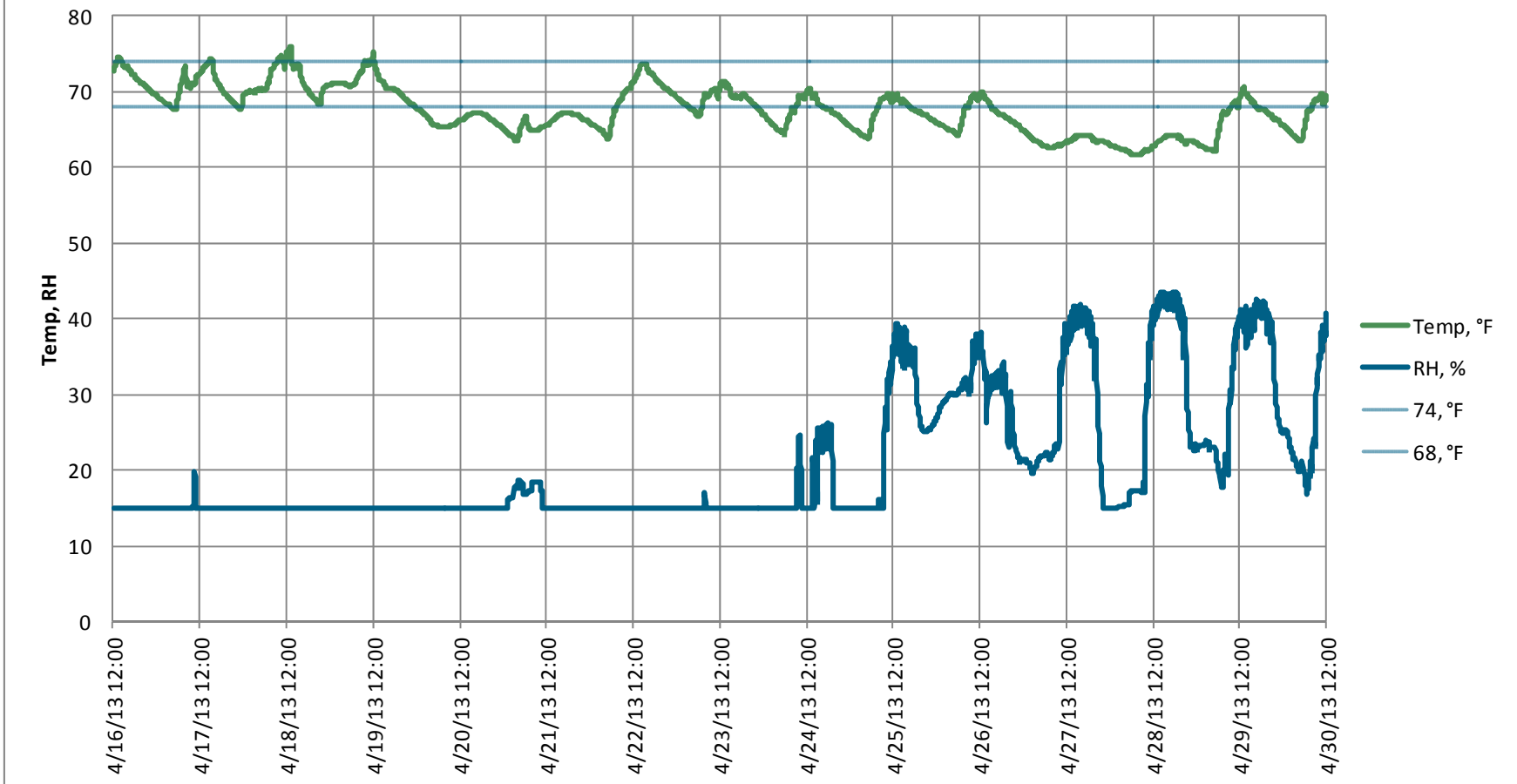
Space Conditions 2 Days- Test (302)



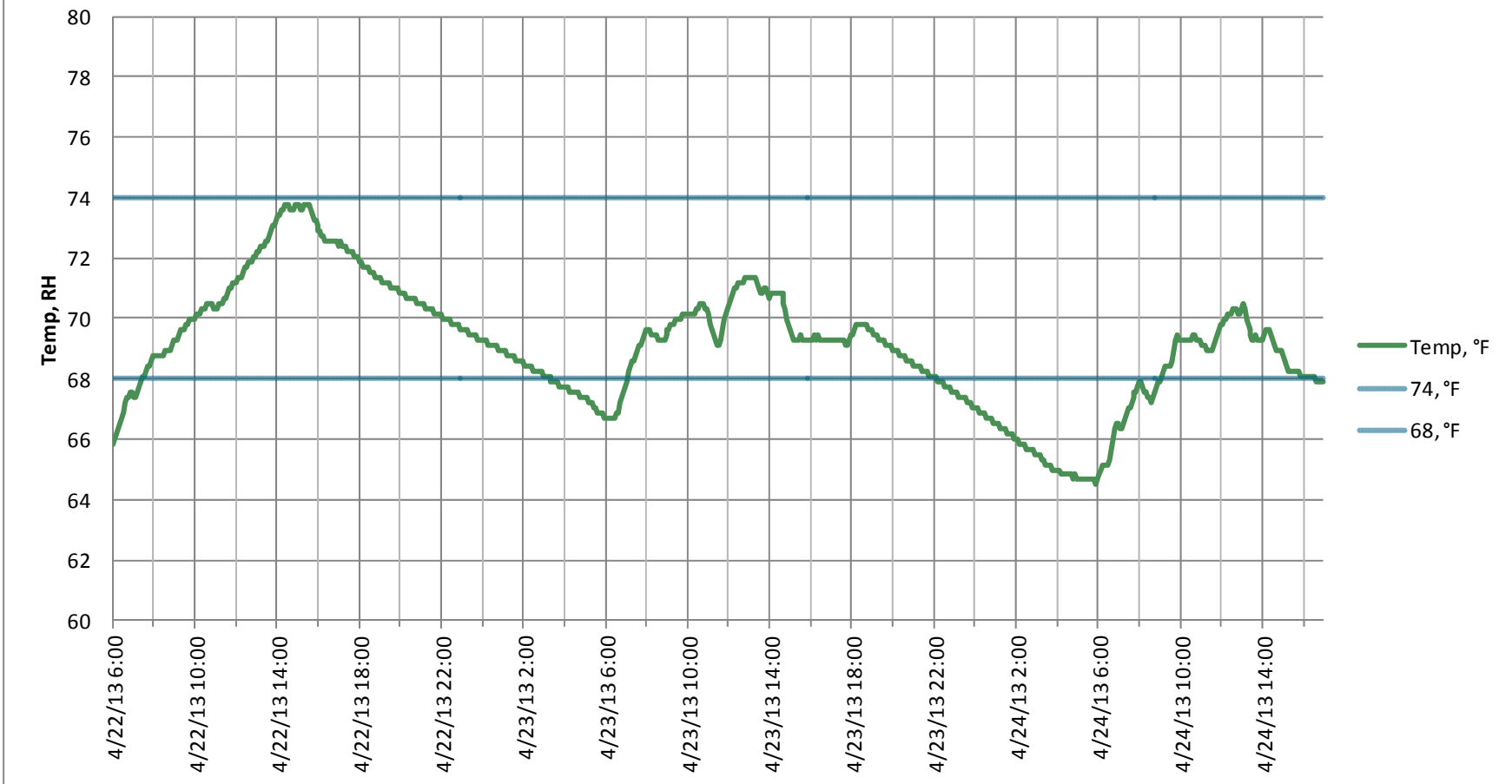
Space Conditions Occupied Period- Test (302)



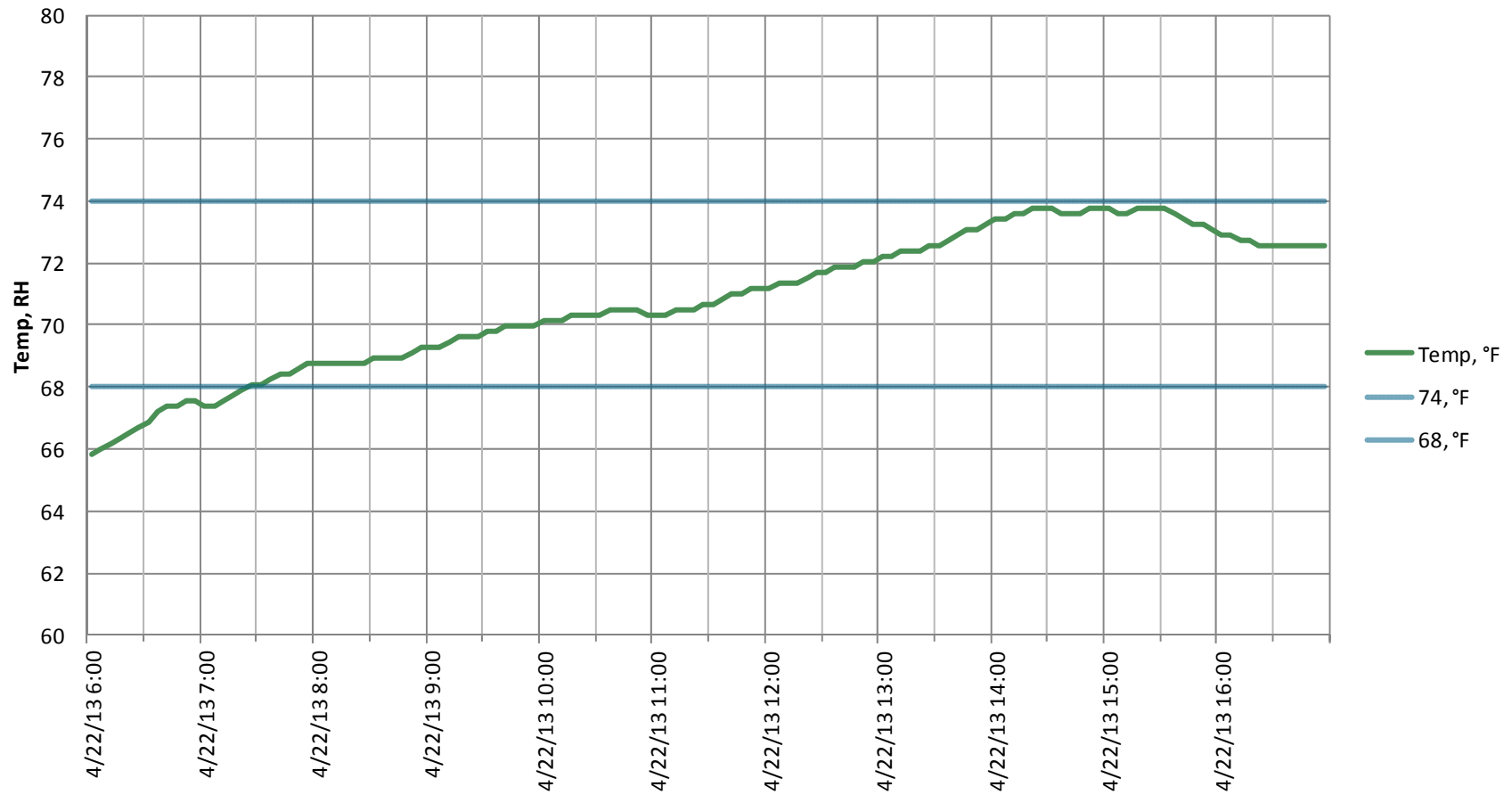
Space Conditions 2 Weeks - Classroom (315)



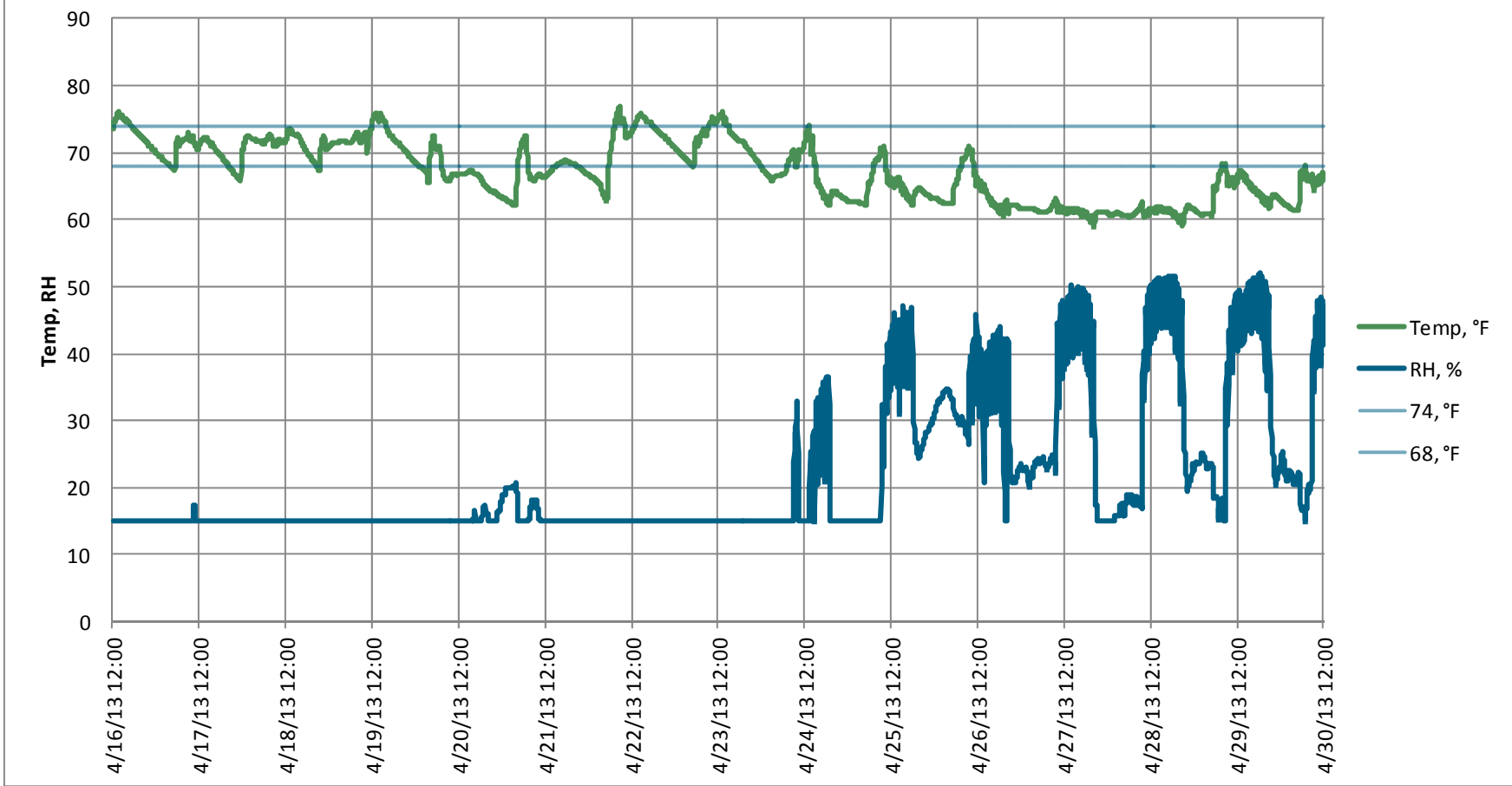
Space Conditions 2 Days- Classroom (315)



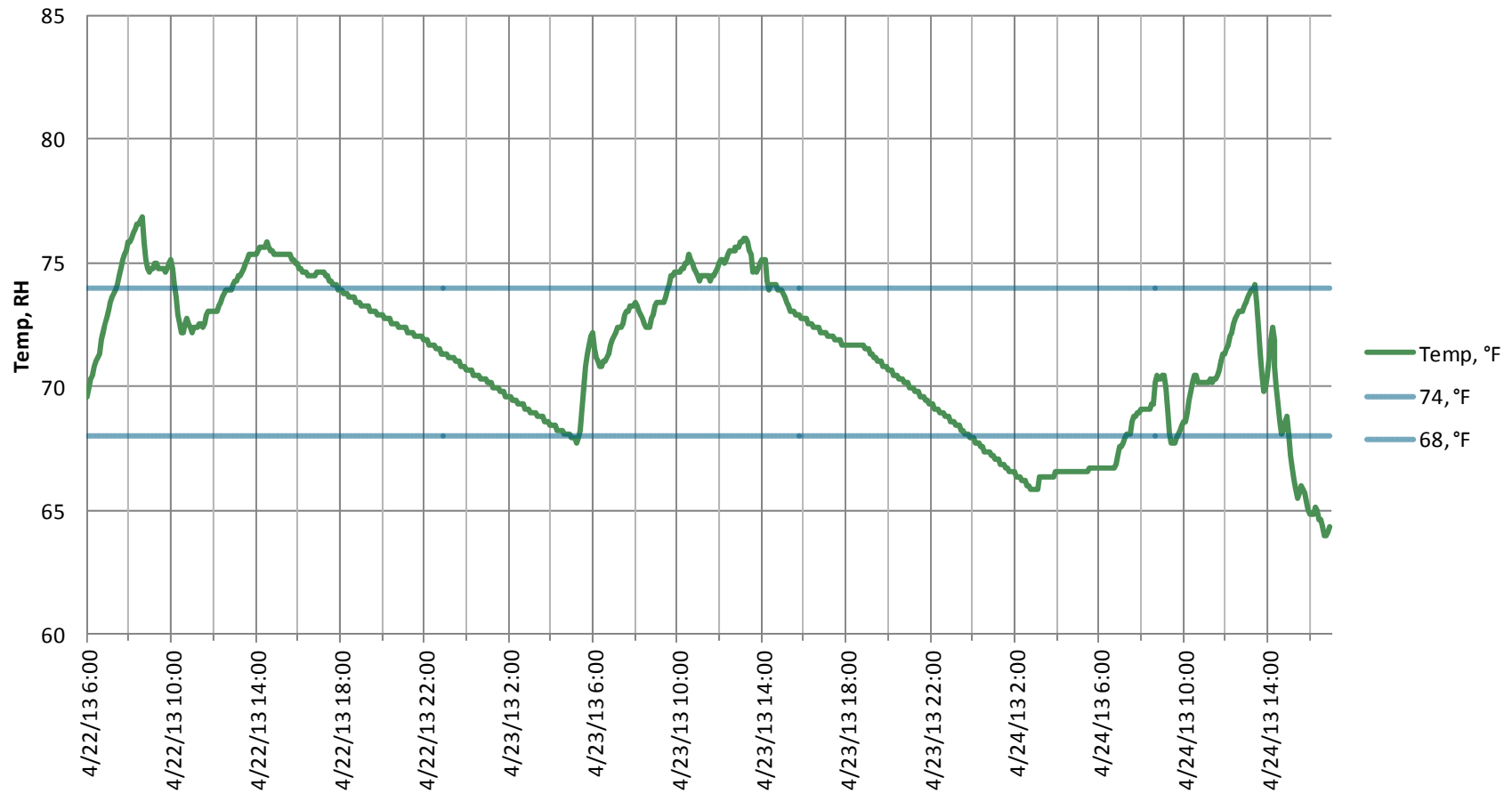
Space Conditions Unoccupied Period - Classroom (315)



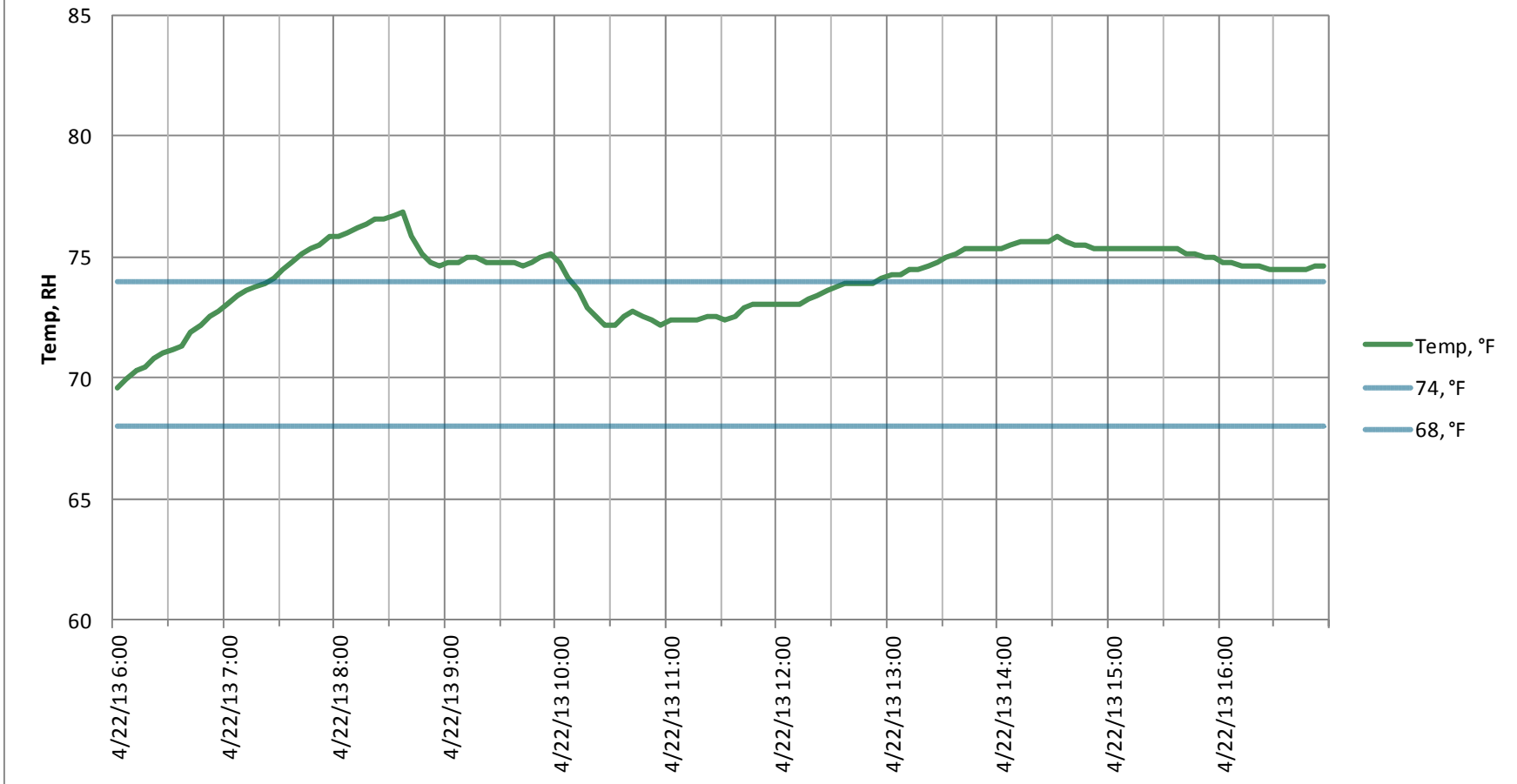
Space Conditions 2 Weeks - Classroom (302)



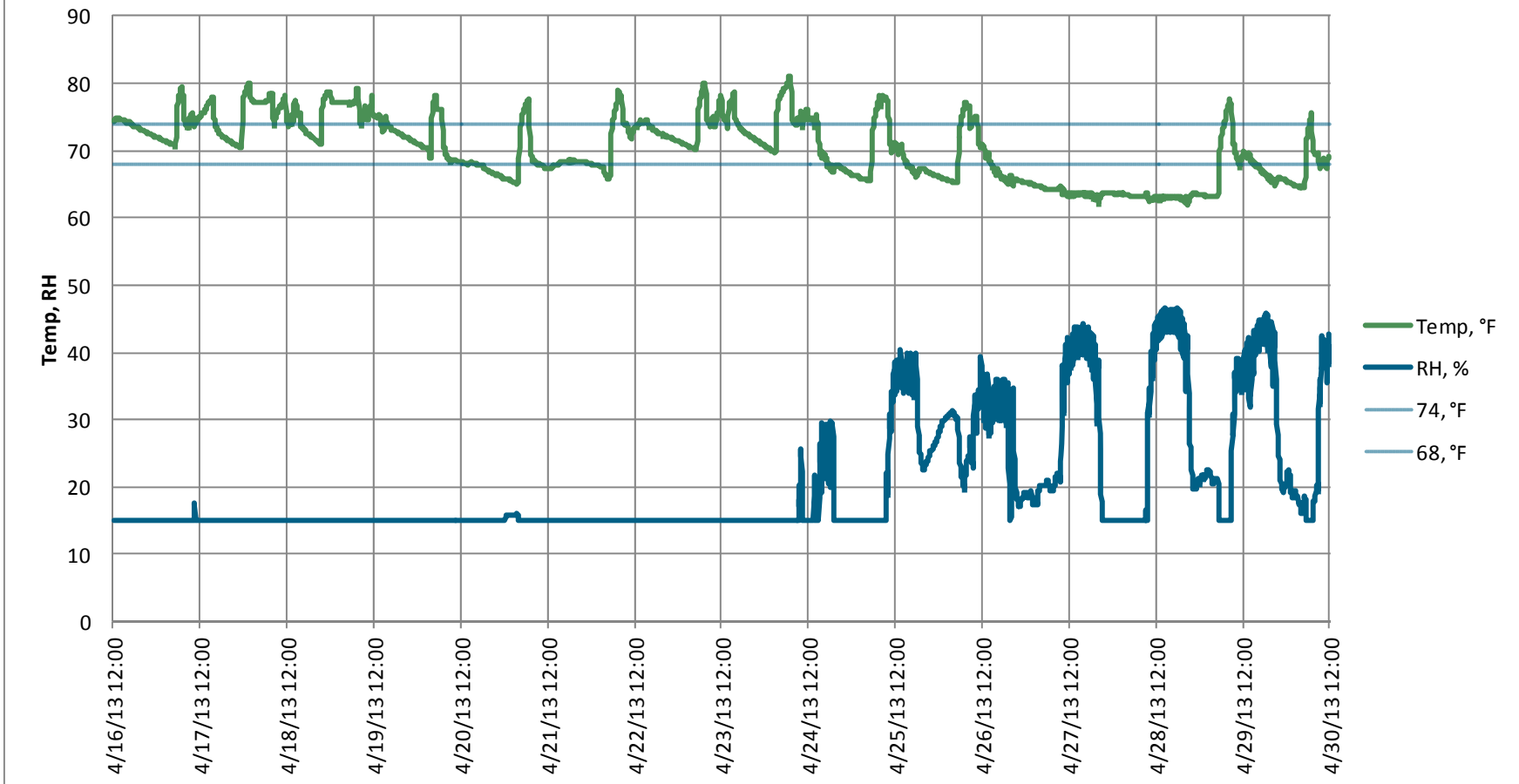
Space Conditions 2 Days - Classroom (302)



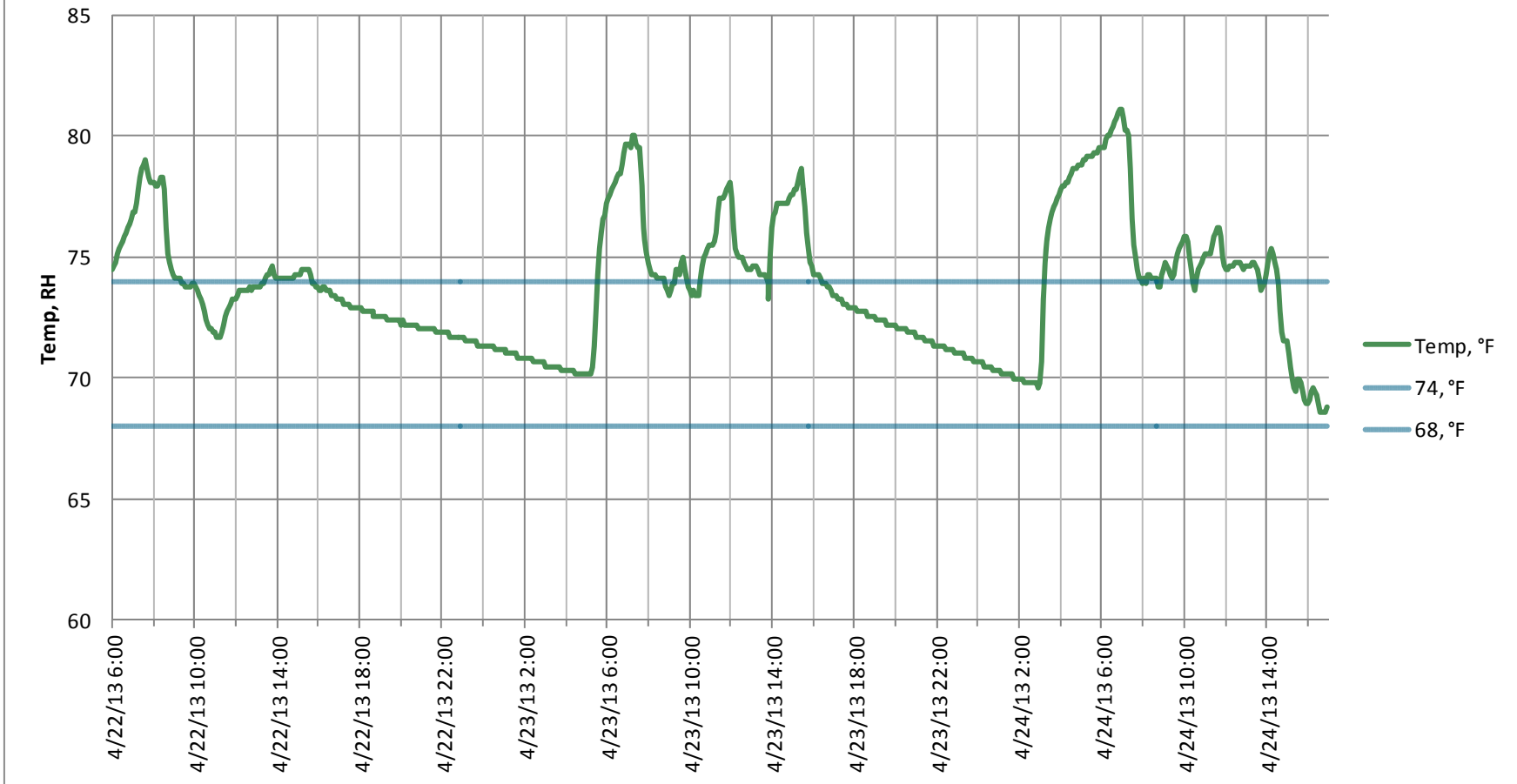
Space Conditions Occupied Period- Classroom (302)



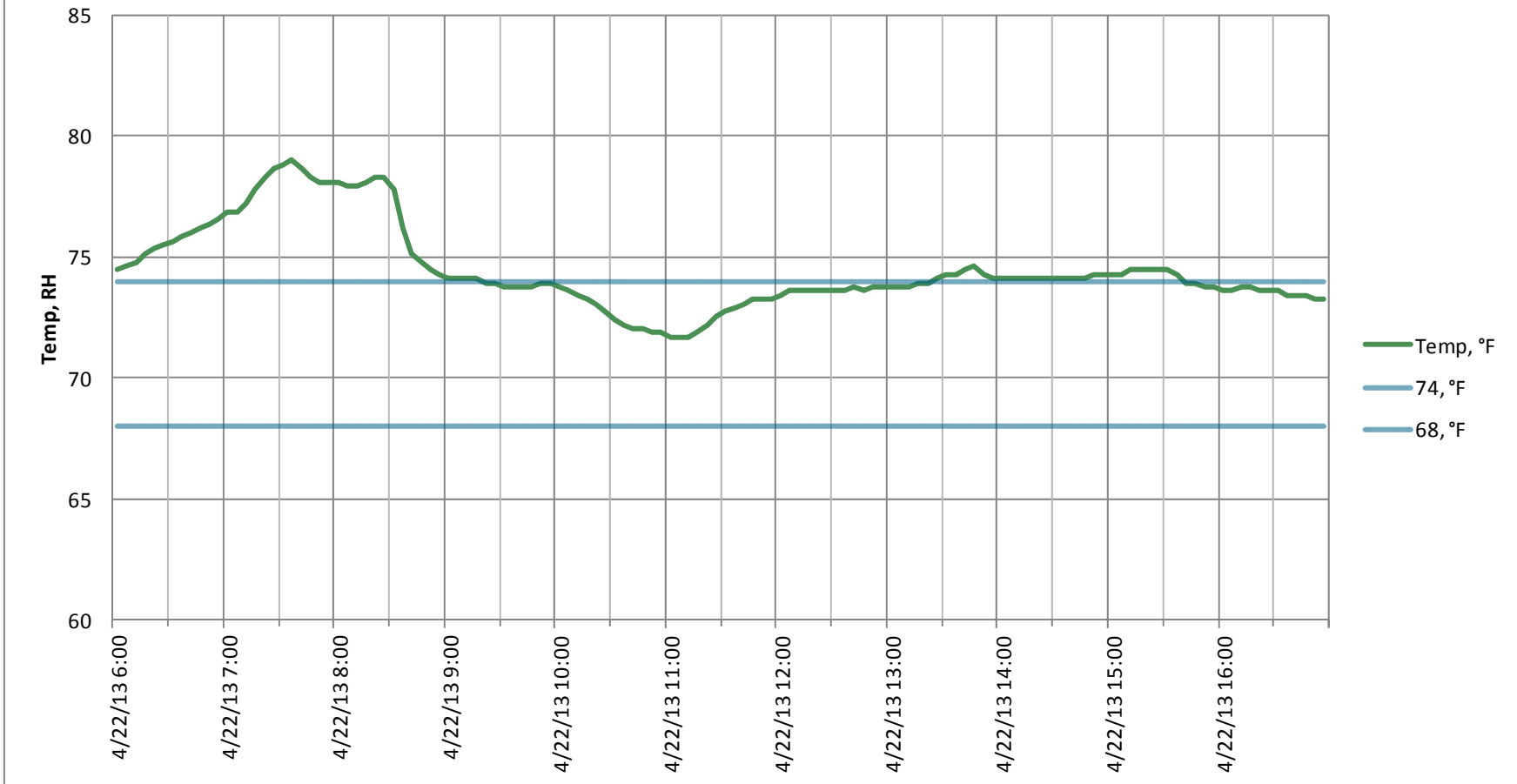
Space Conditions 2 Weeks - Classroom (307)



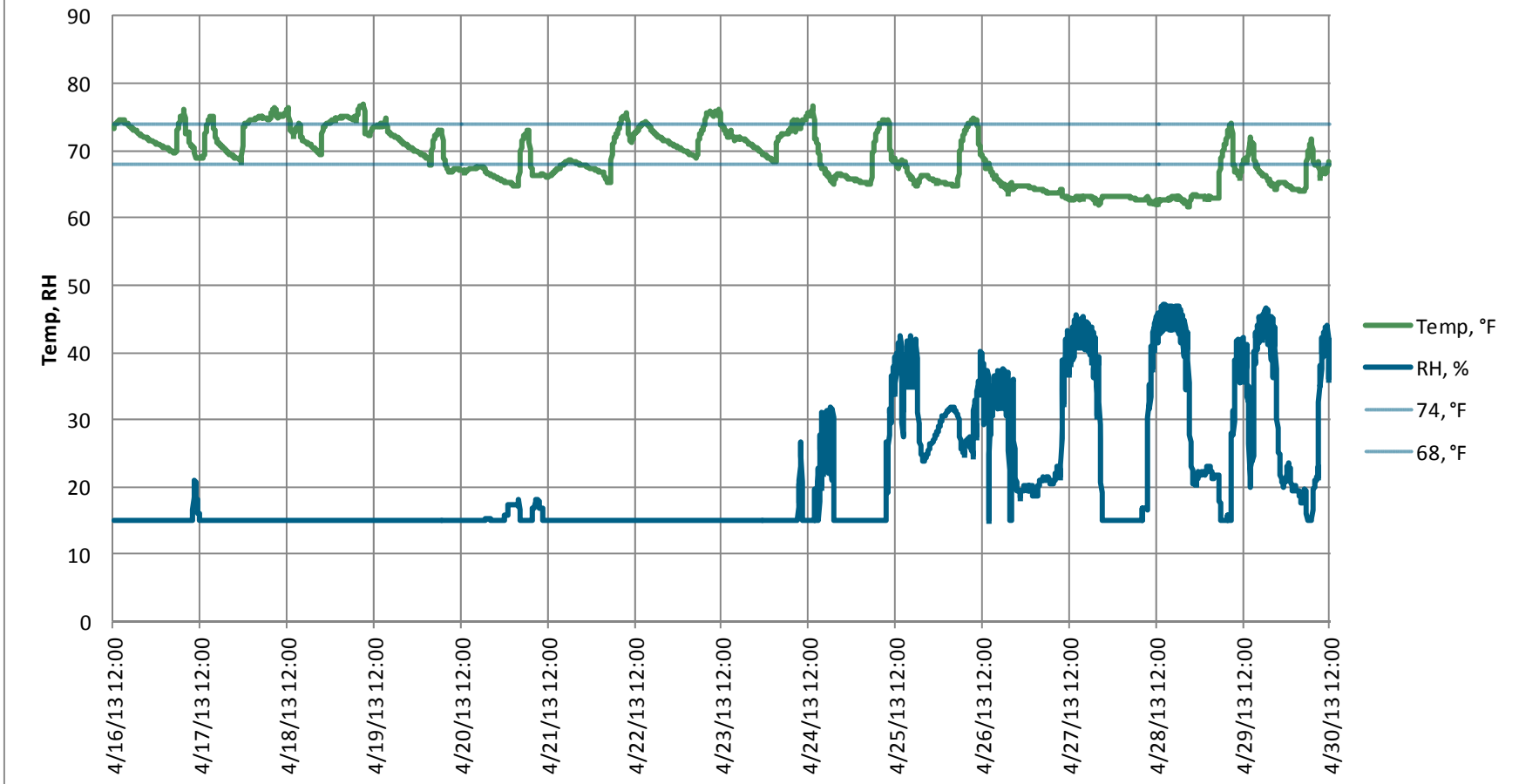
Space Conditions 2 Day - Classroom (307)



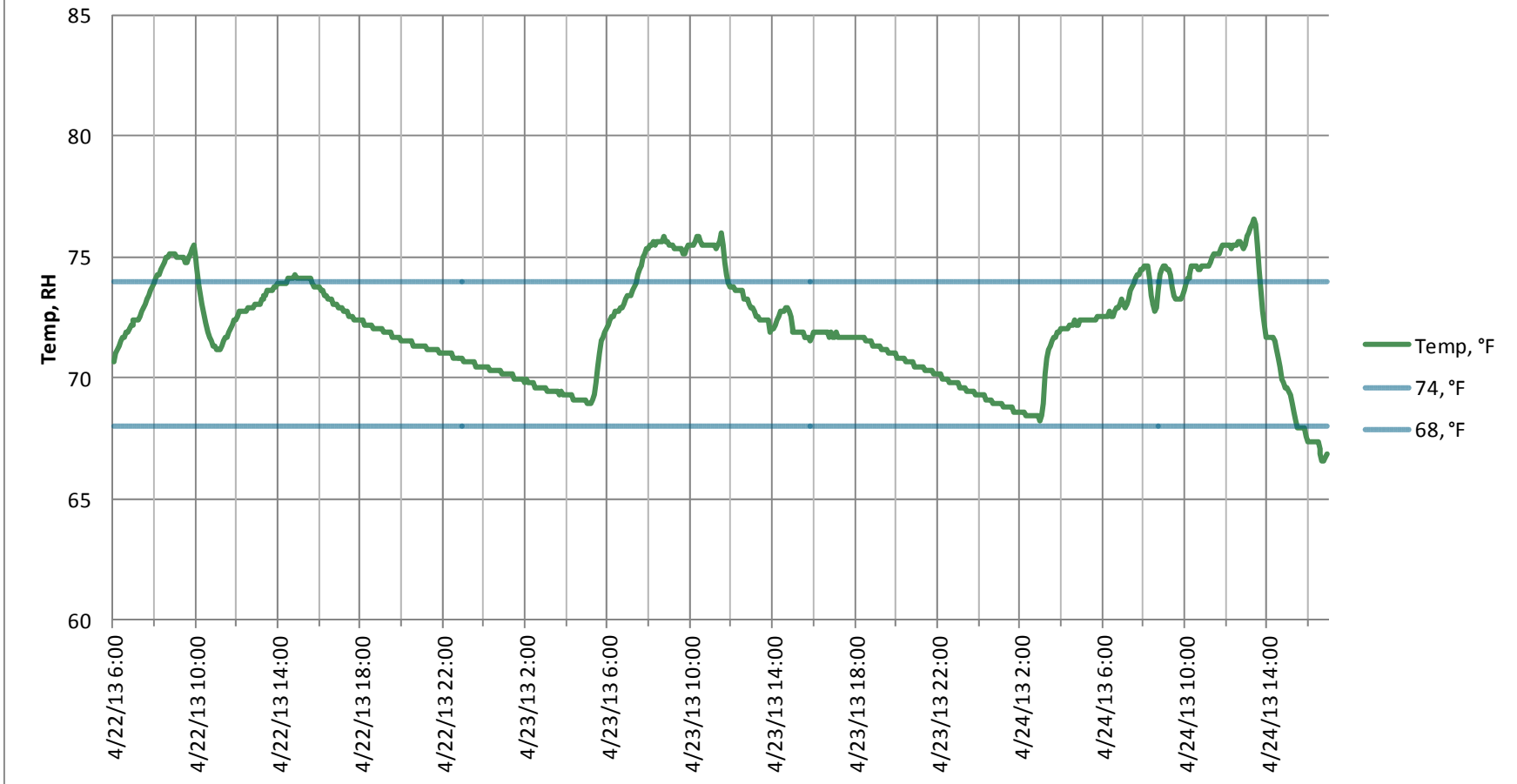
Space Conditions Occupied Period- Classroom (307)



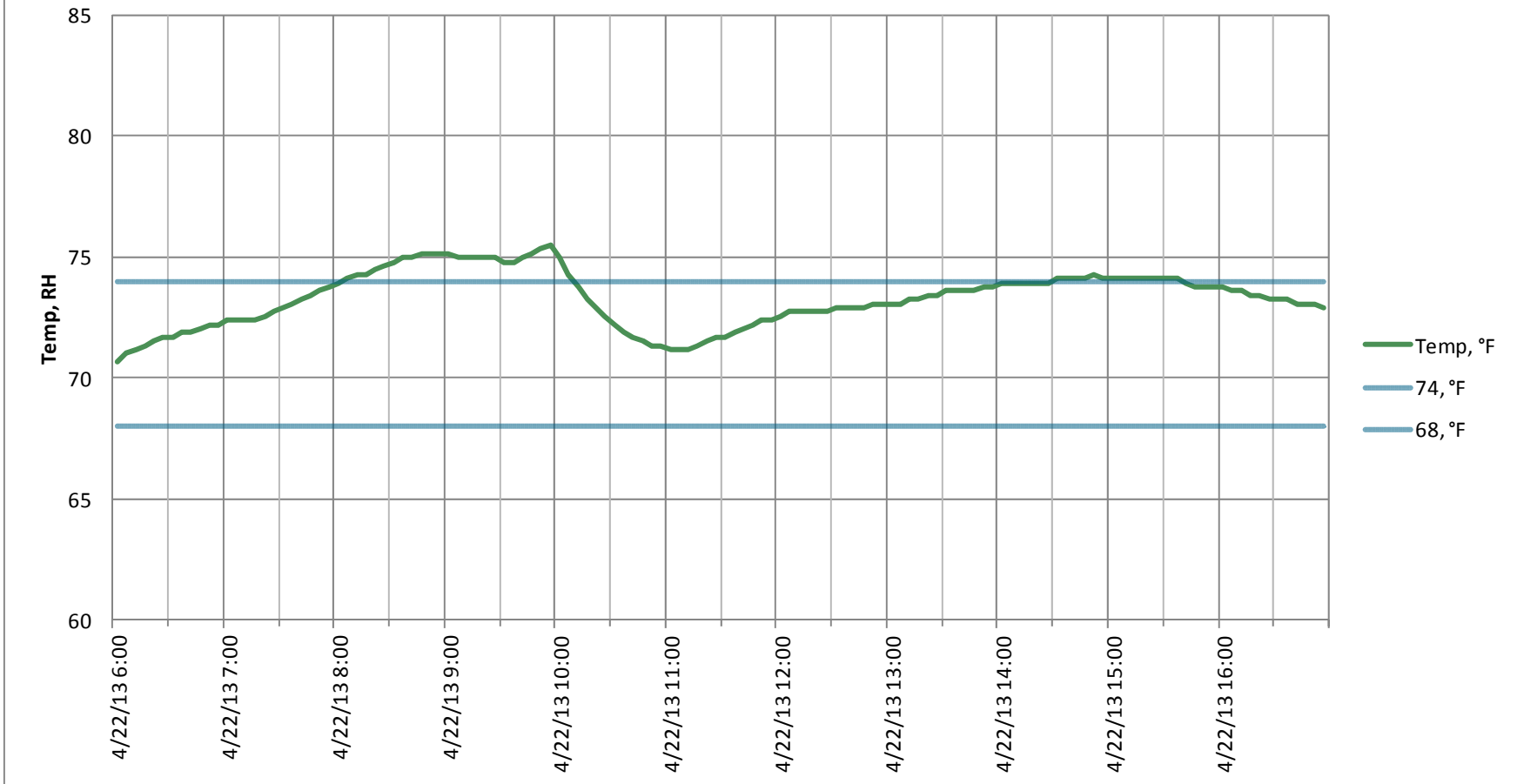
Space Conditions 2 Weeks - Classroom (310)



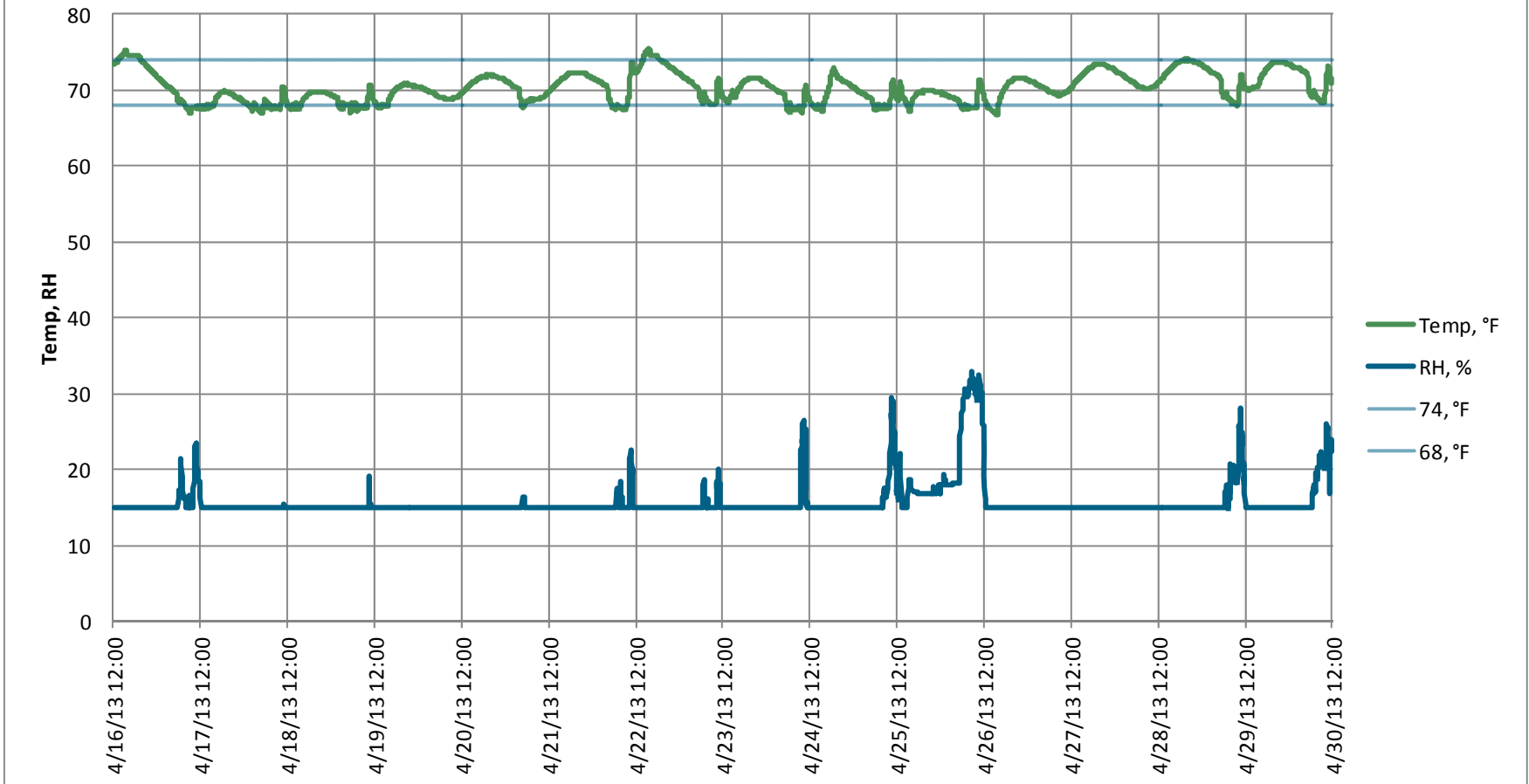
Space Conditions 2 Day - Classroom (310)



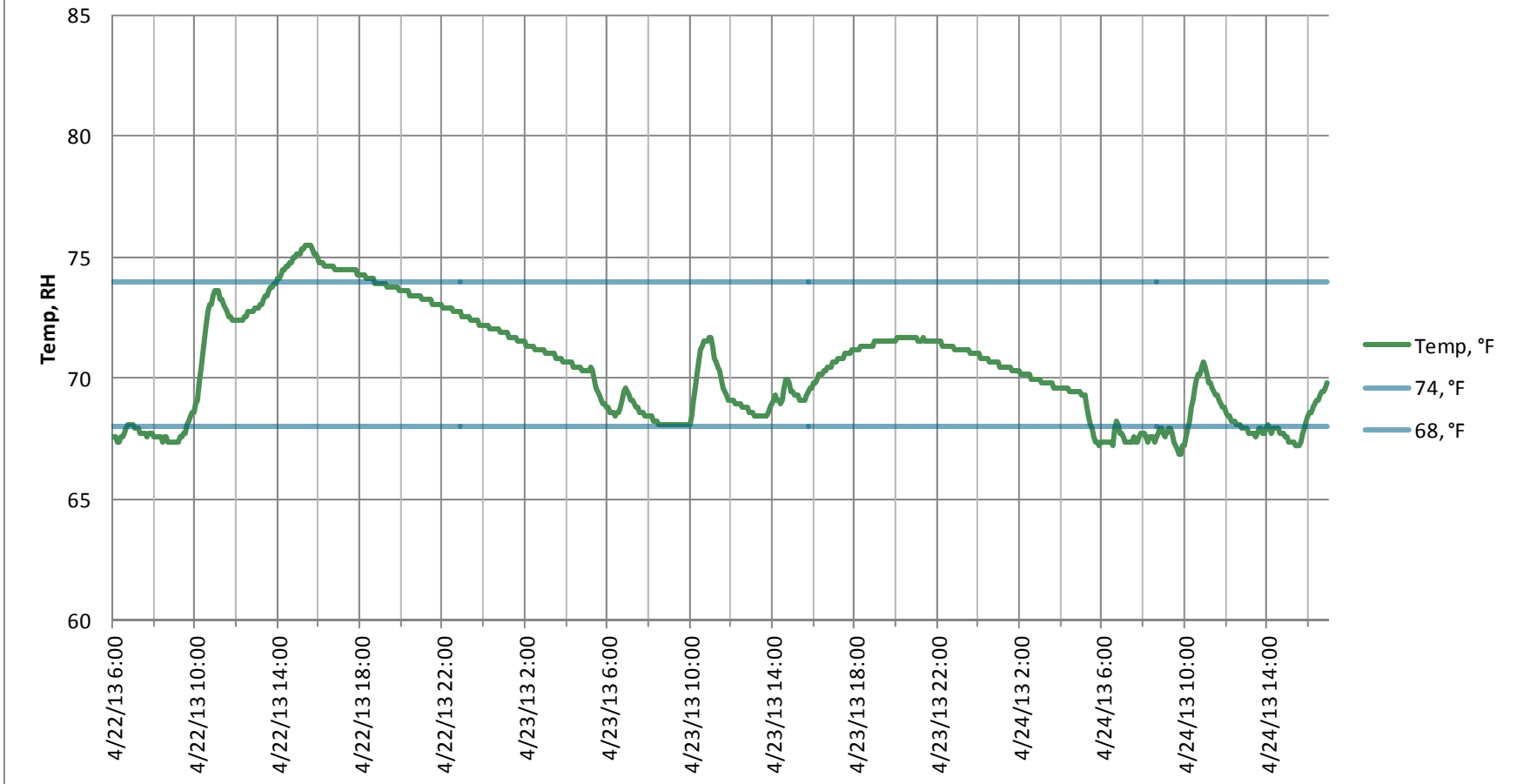
Space Conditions Occupied Period- Classroom (310)



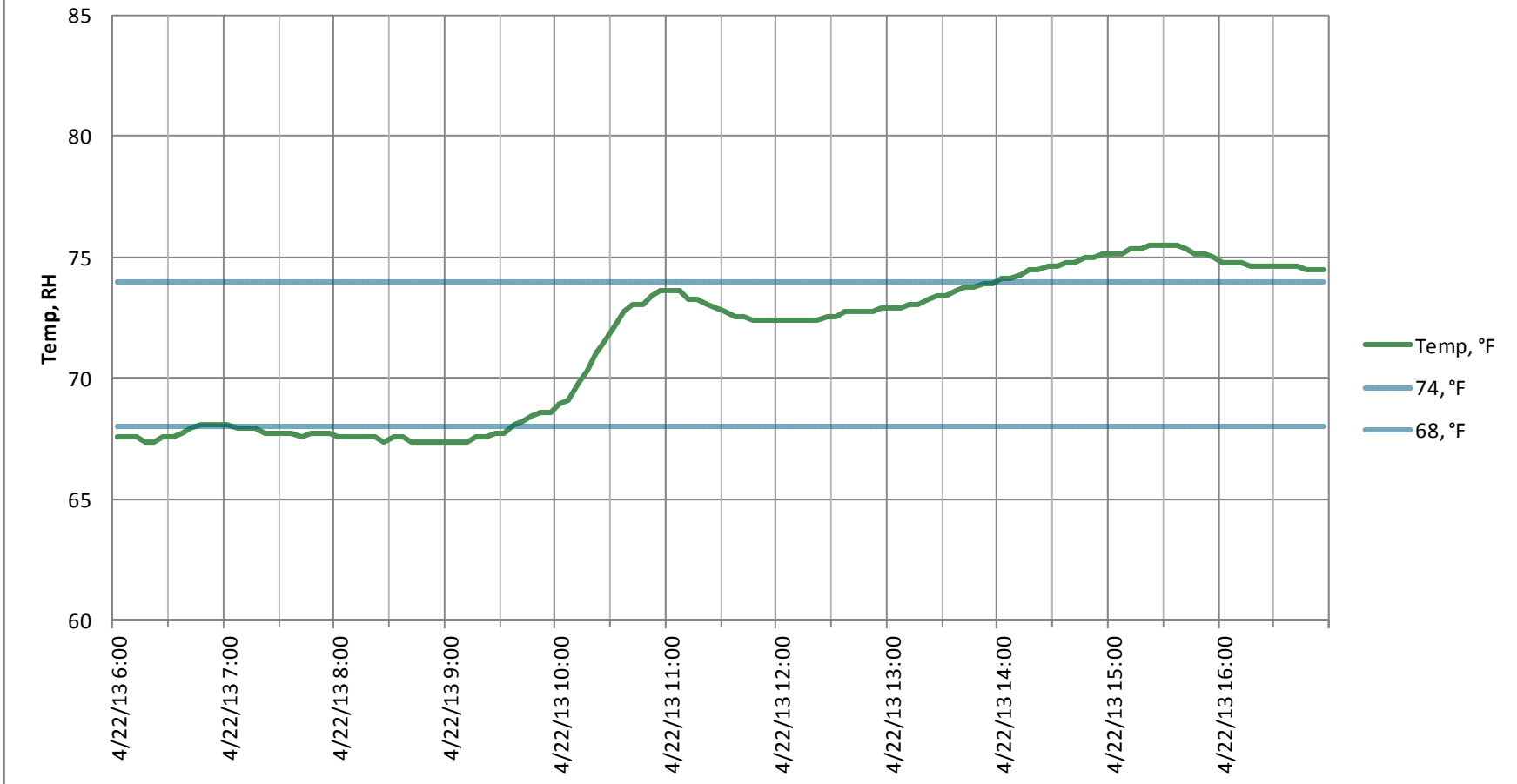
Space Conditions 2 Weeks - Cafeteria (106)



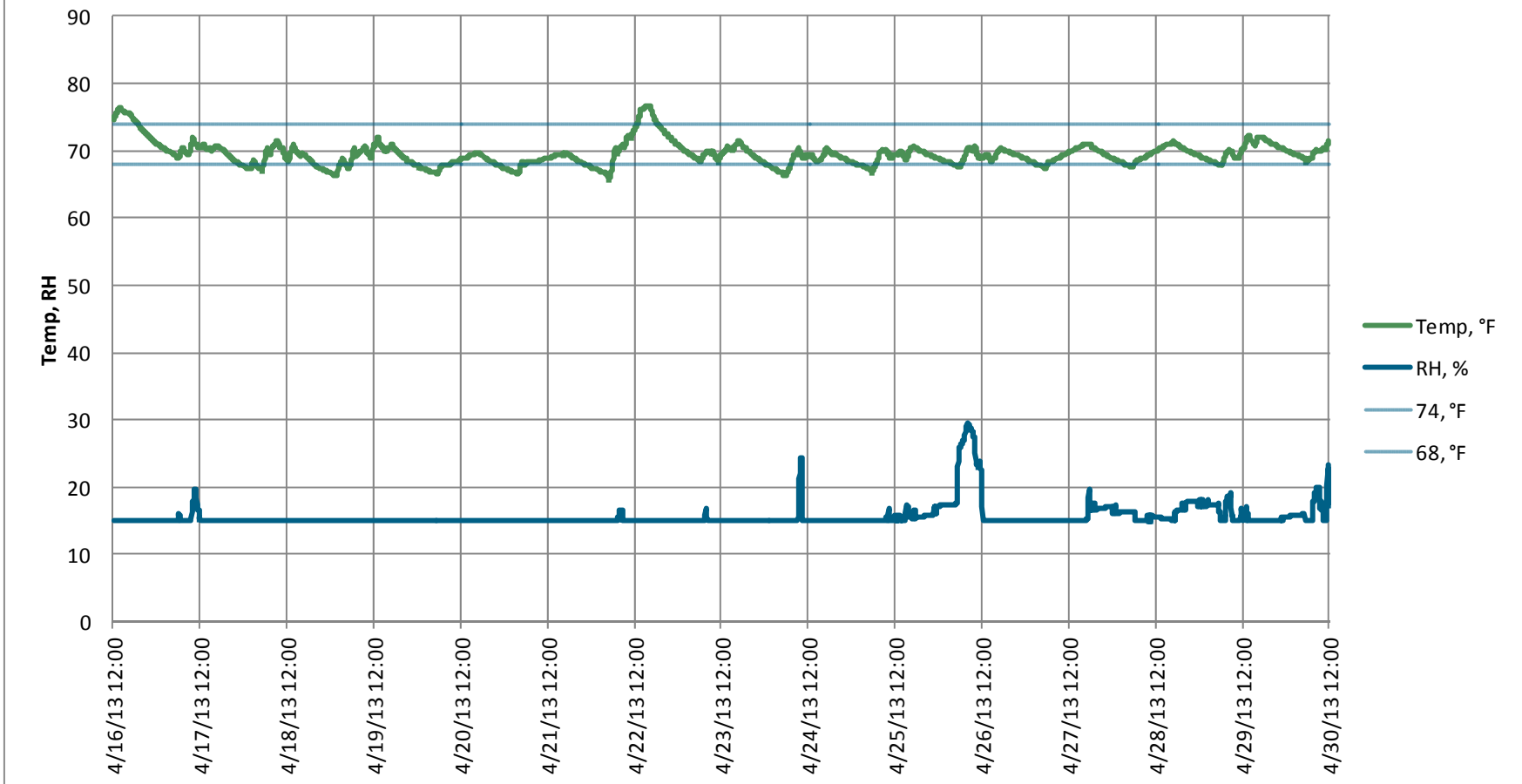
Space Conditions 2 Days - Cafeteria (106)



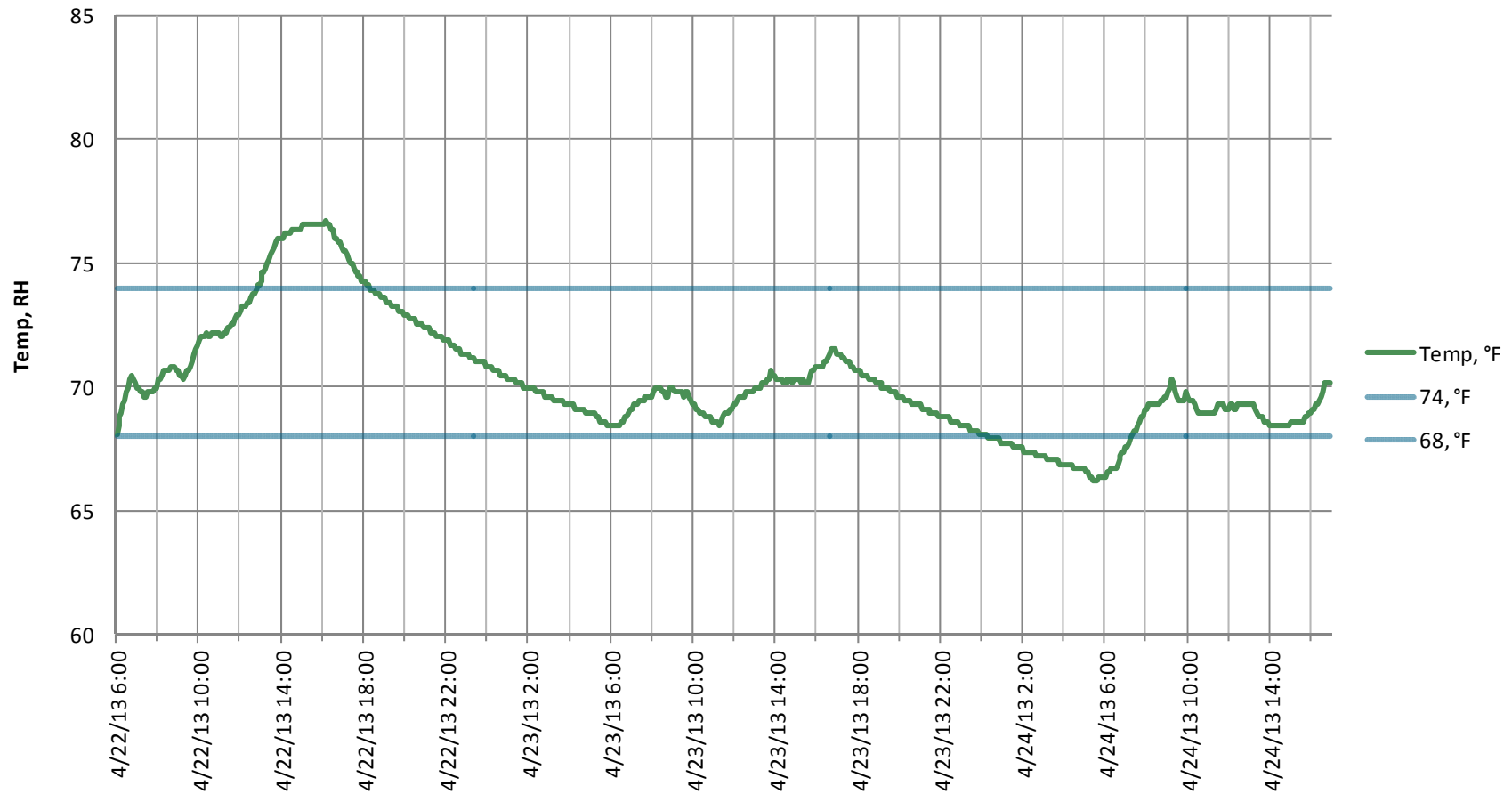
Space Conditions Occupied Period- Cafeteria (106)



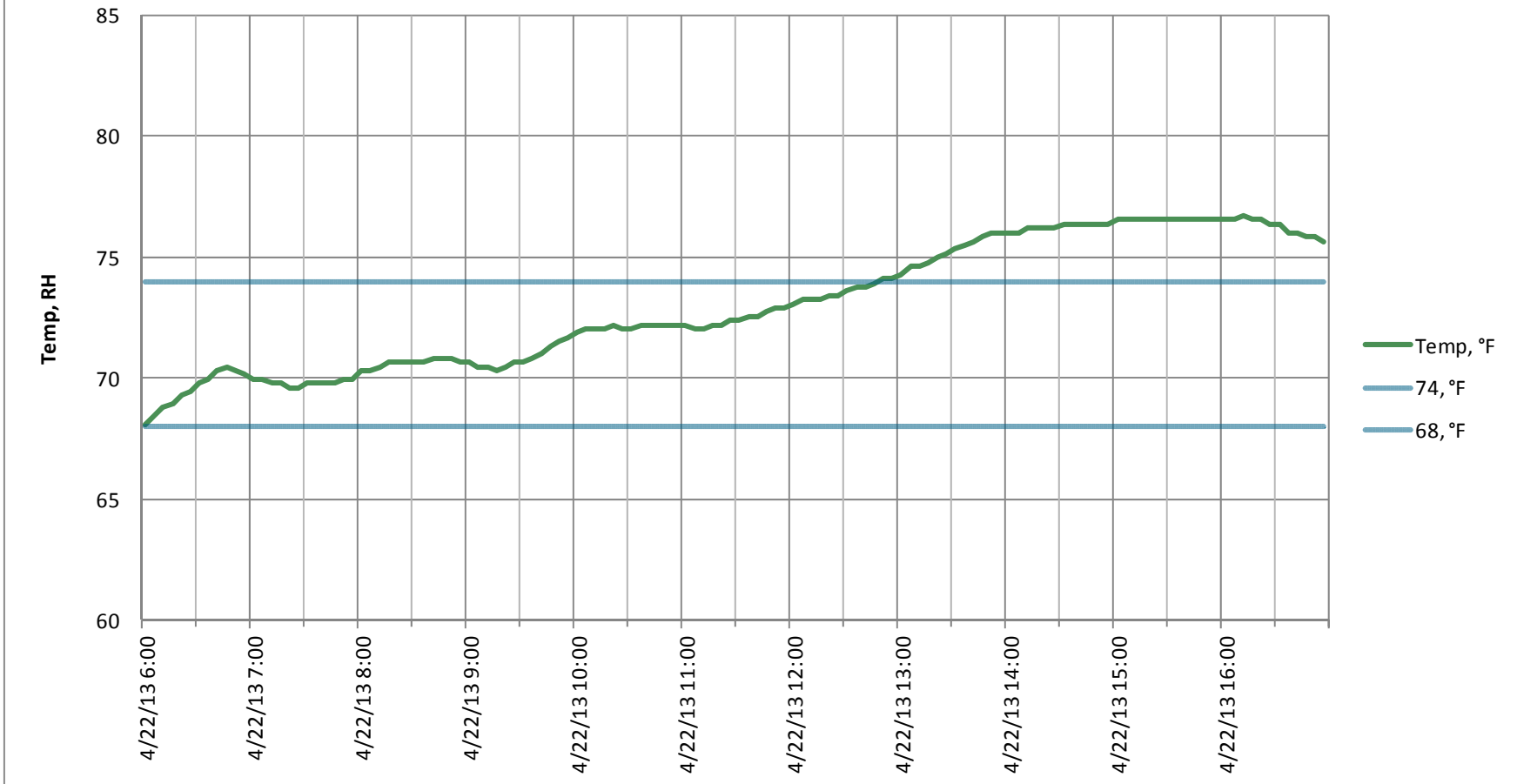
Space Conditions 2 Weeks - Computer Lab (102)



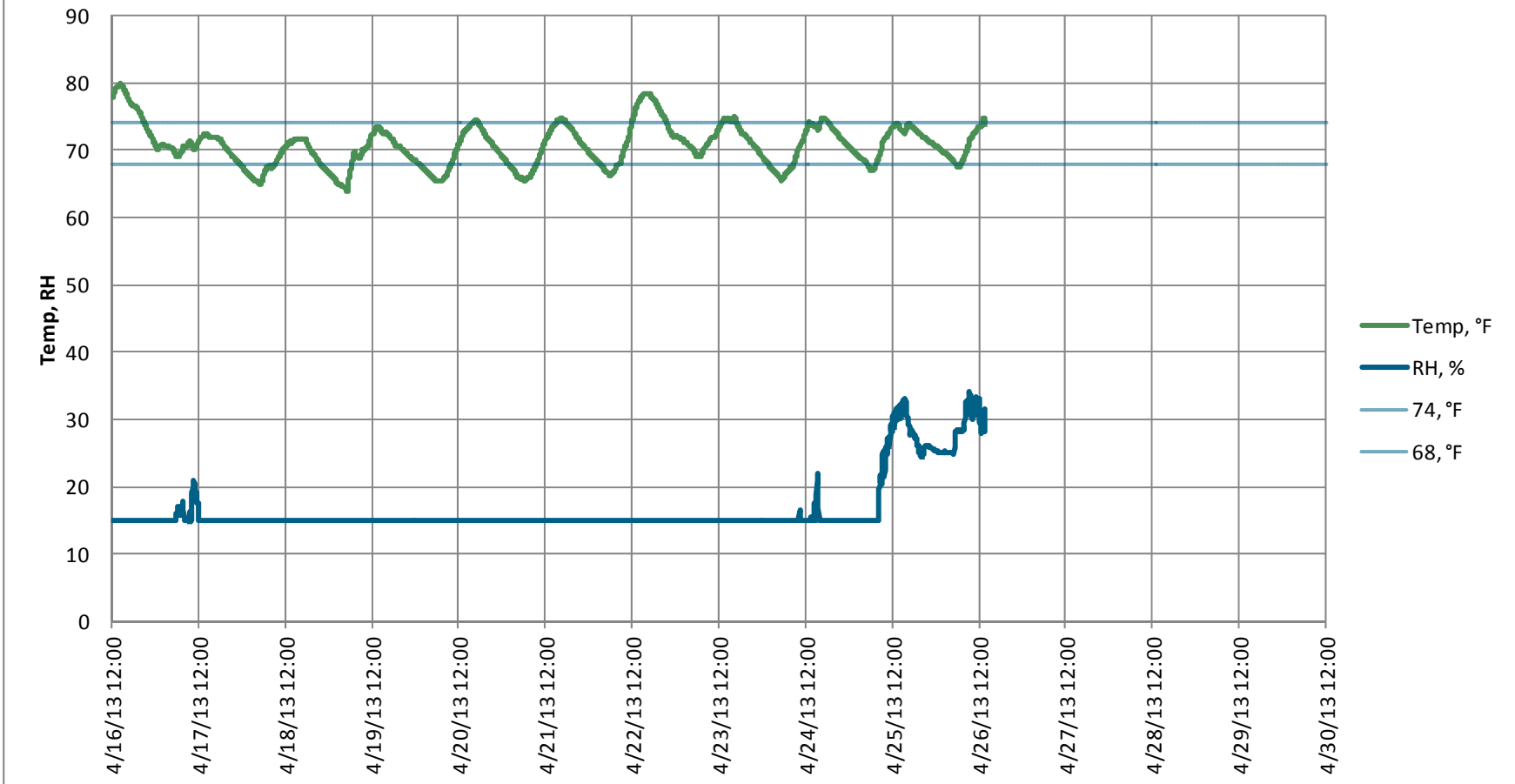
Space Conditions 2 Days - Computer Lab (102)



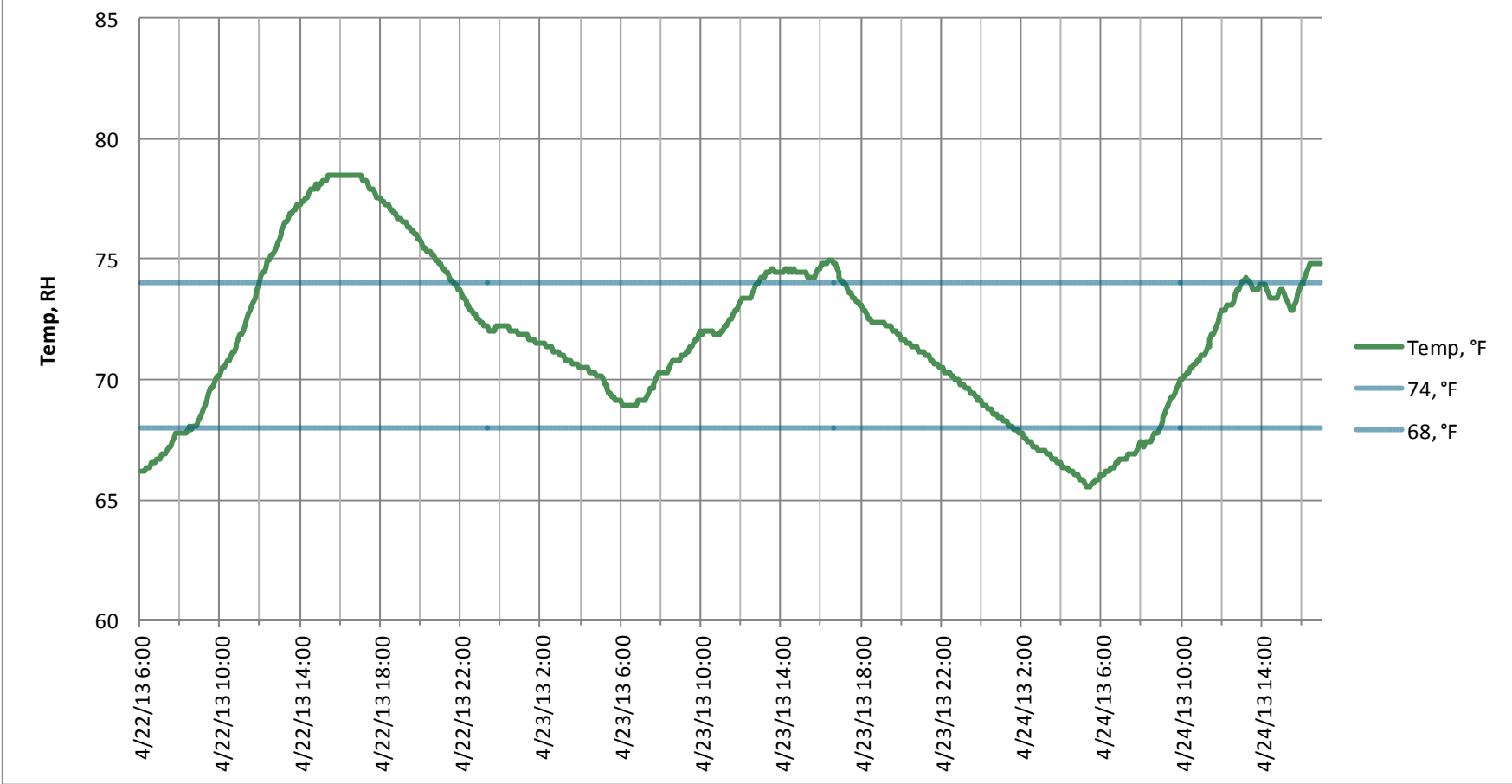
Space Conditions Occupied Period - Computer Lab (102)



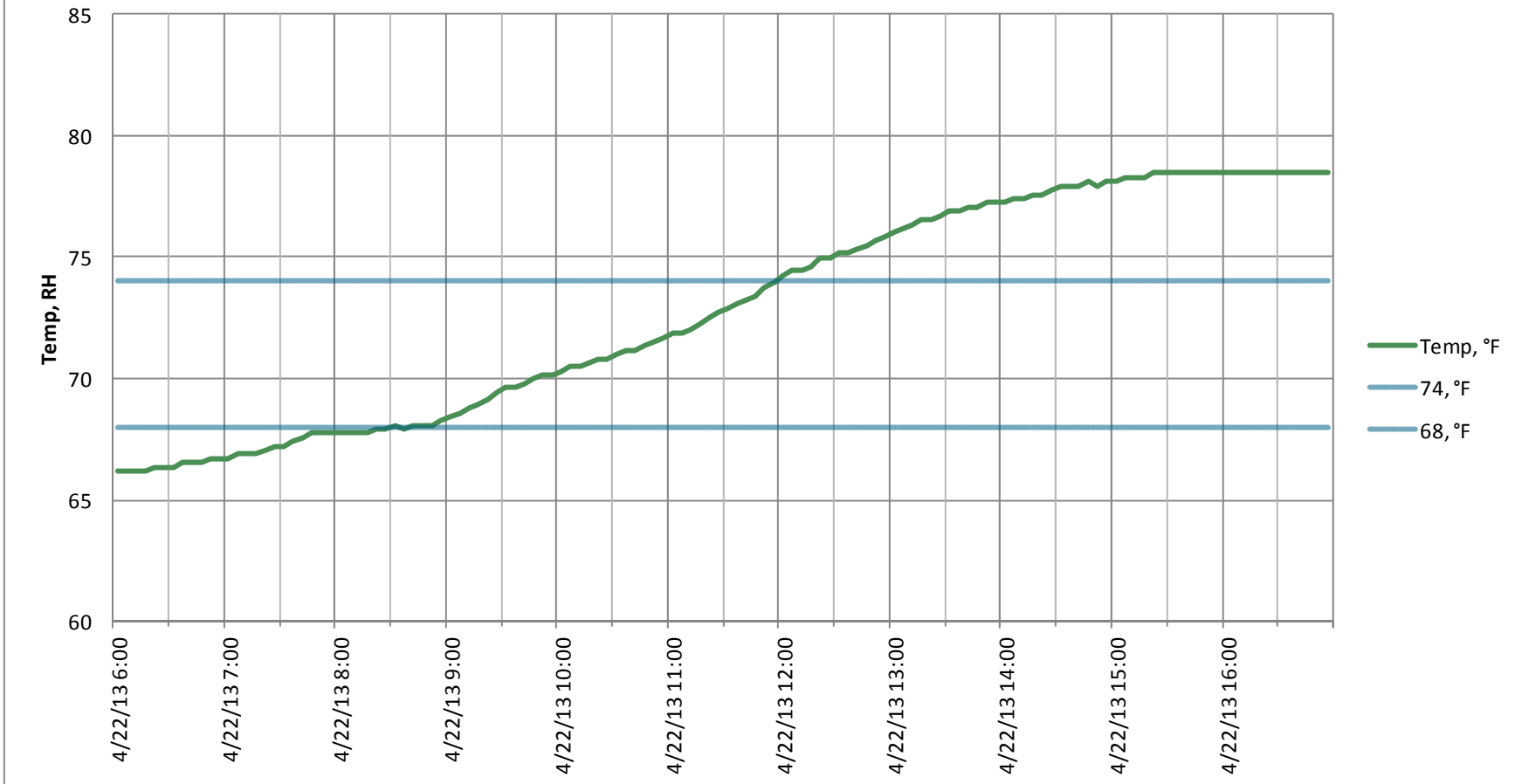
Space Conditions 2 Weeks - Library (204)



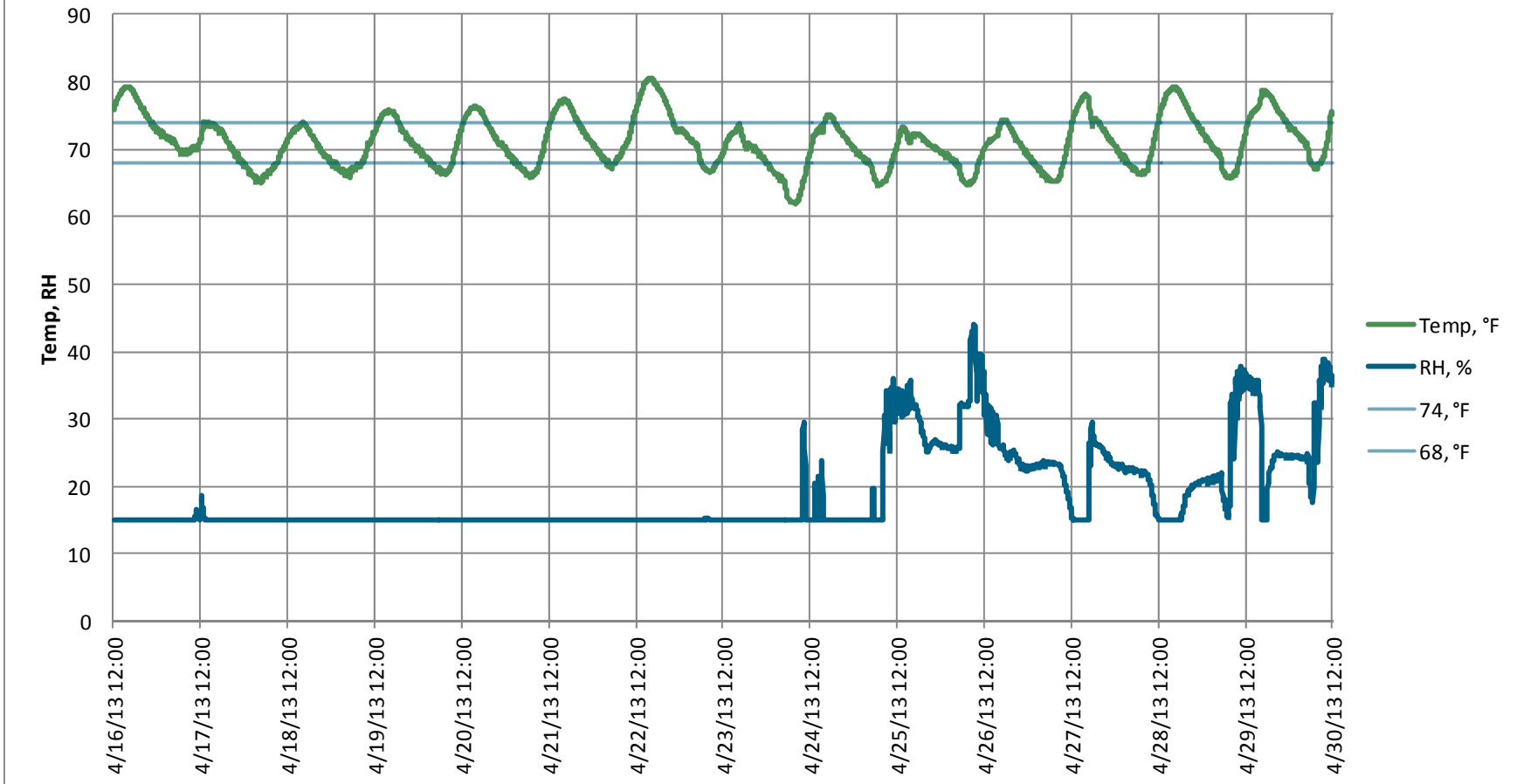
Space Conditions 2 Day - Library (204)



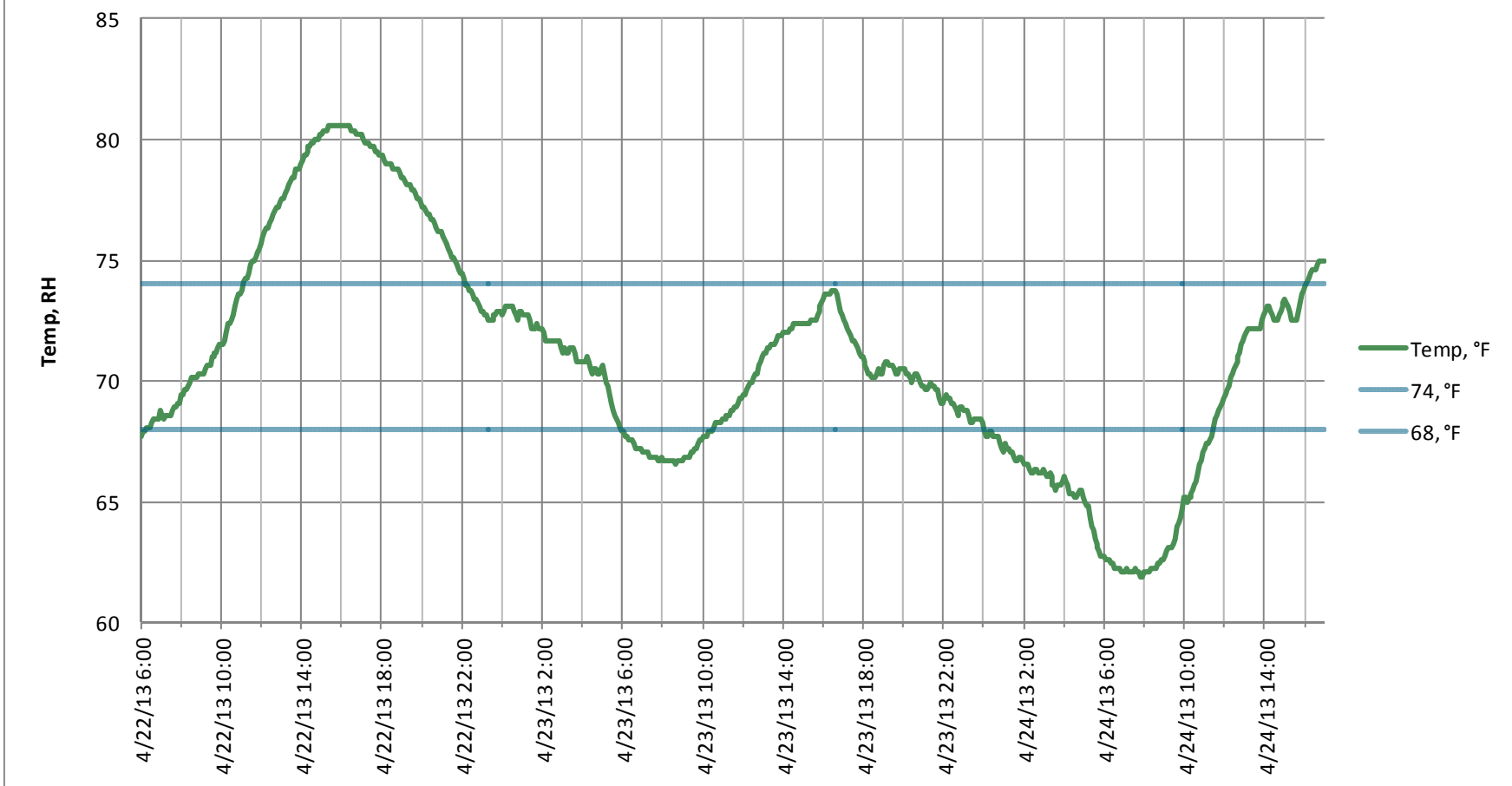
Space Conditions Occupied Period- Library (204)



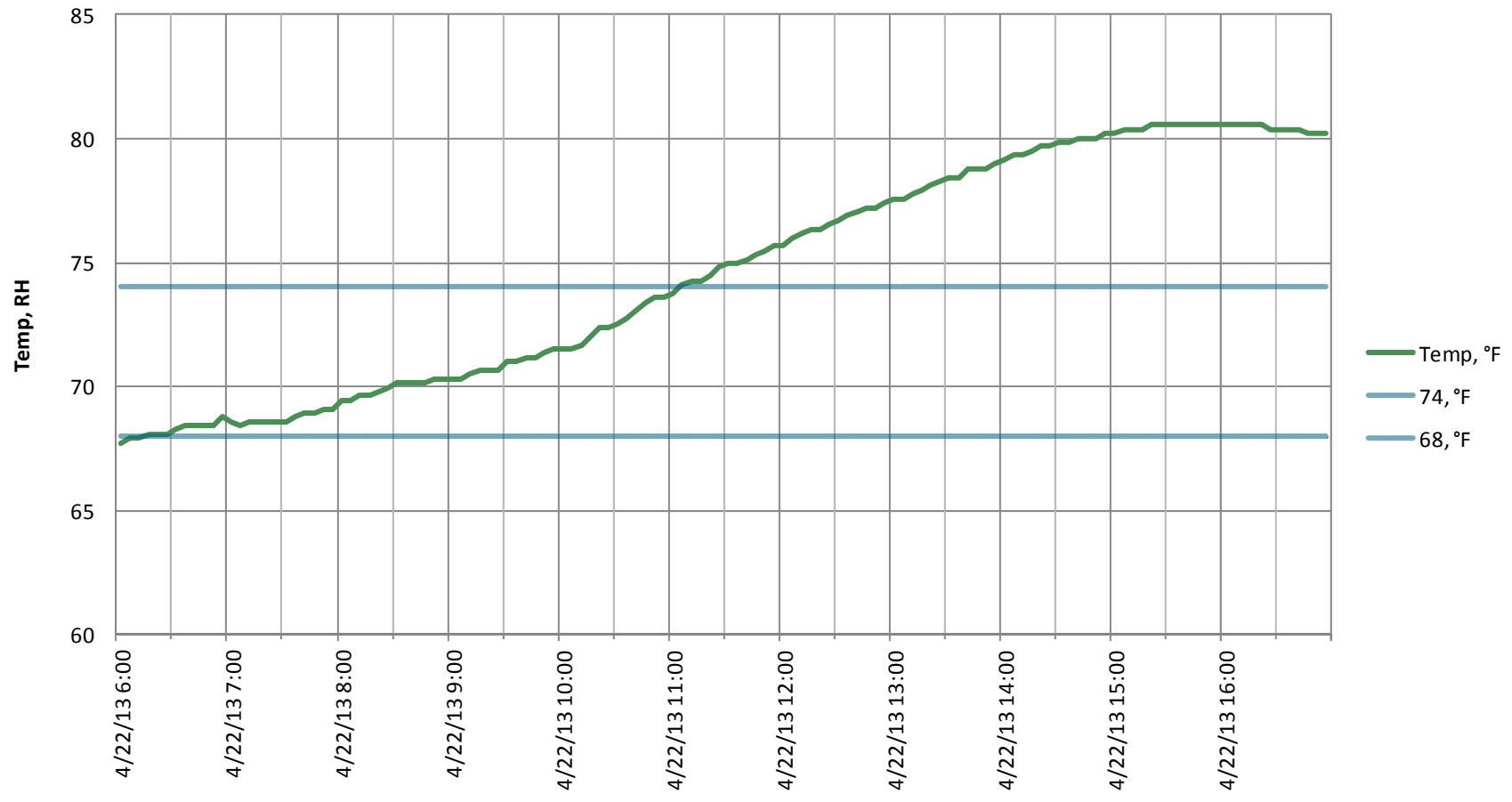
Space Conditions 2 Weeks - Classroom (211)



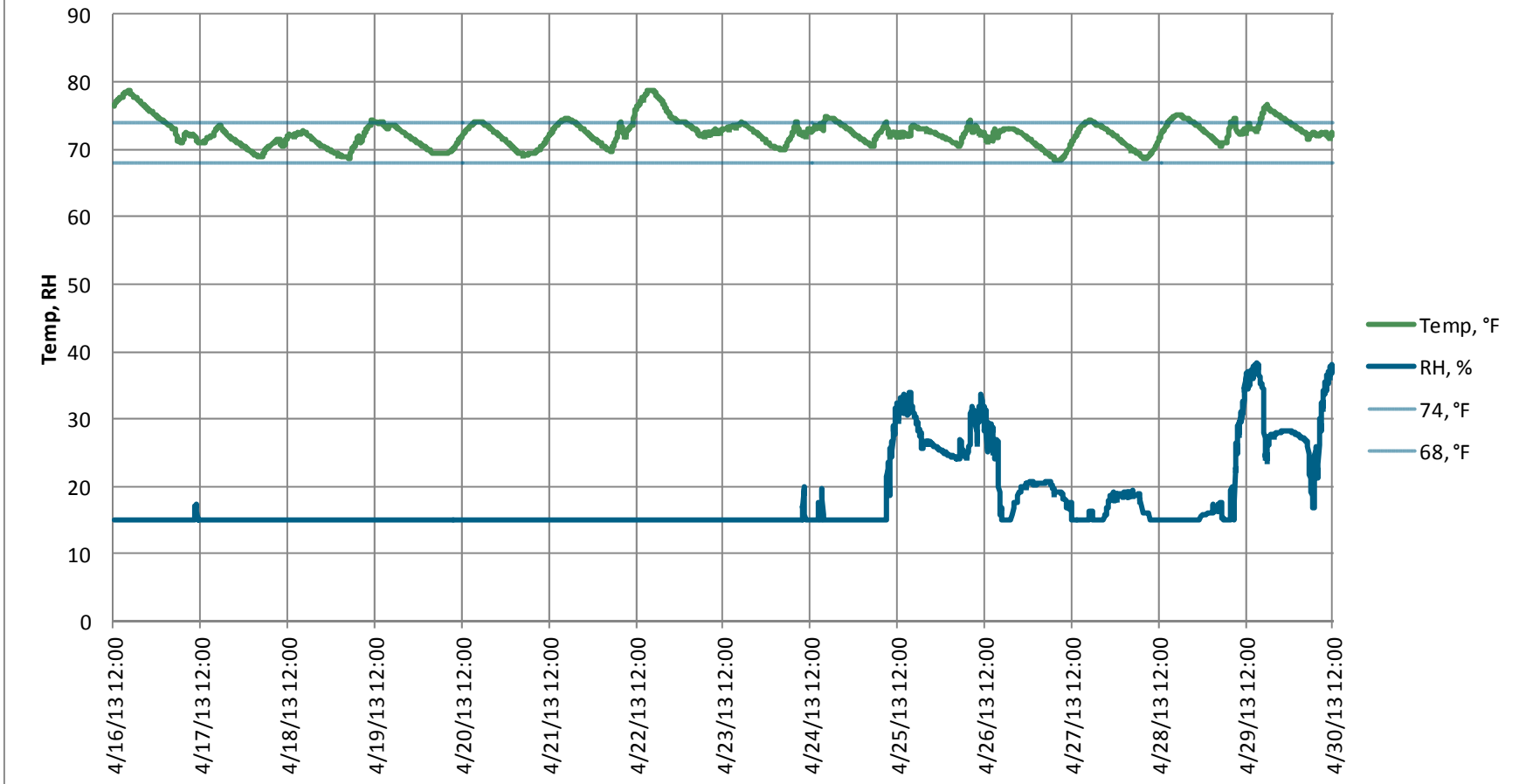
Space Conditions 2 Days - Classroom (211)



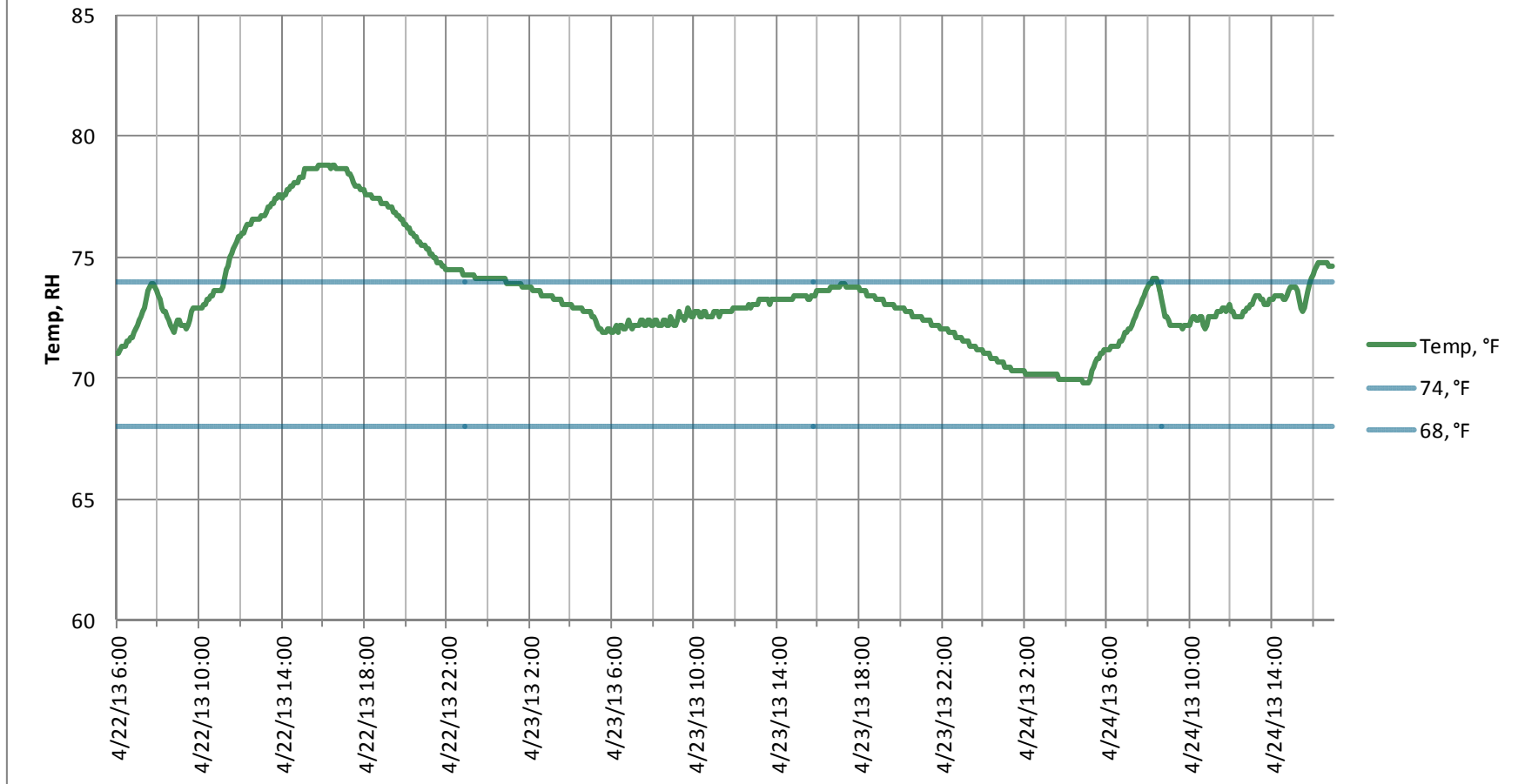
Space Conditions Occupied Period- Classroom (211)



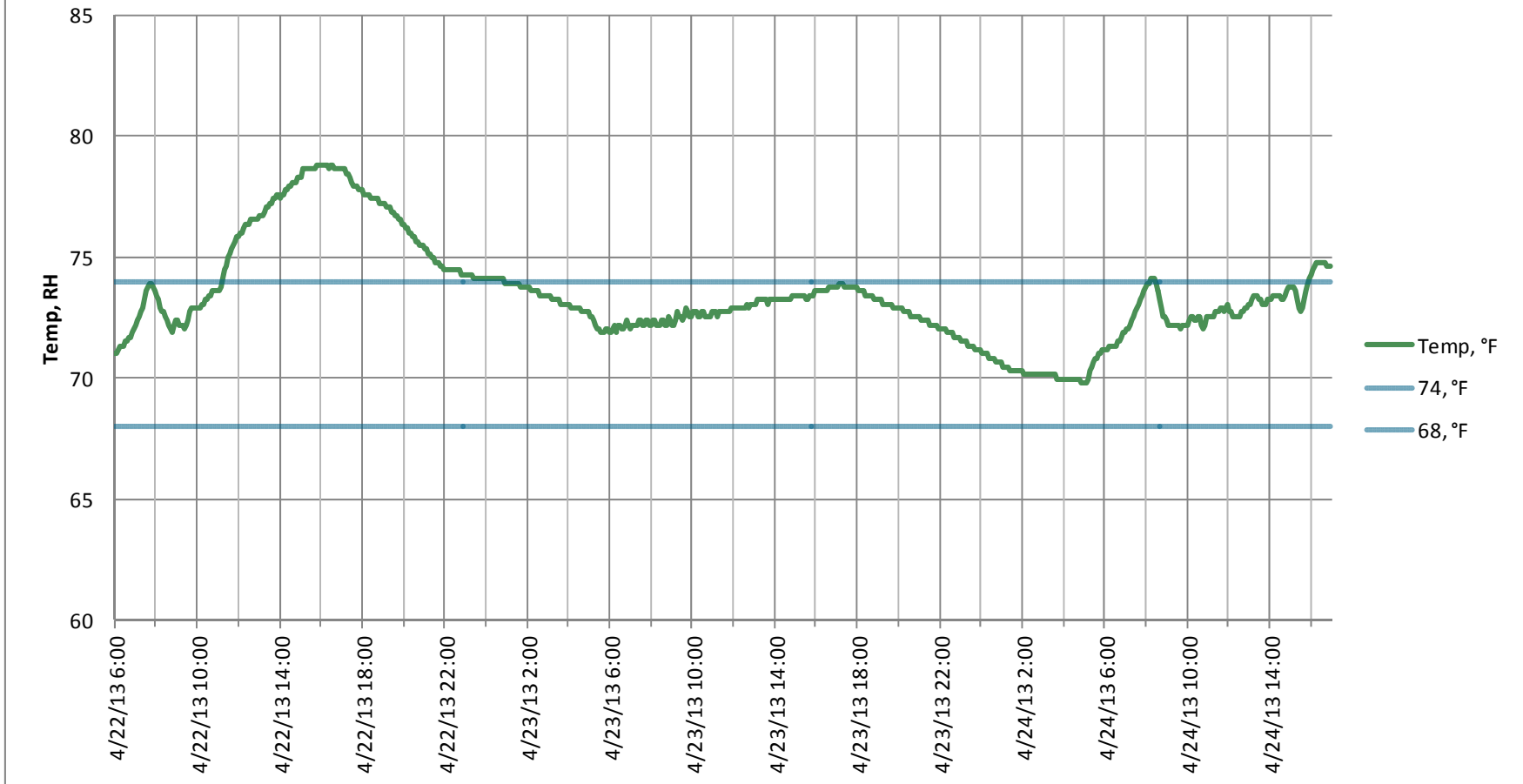
Space Conditions 2 Weeks - Classroom (208)



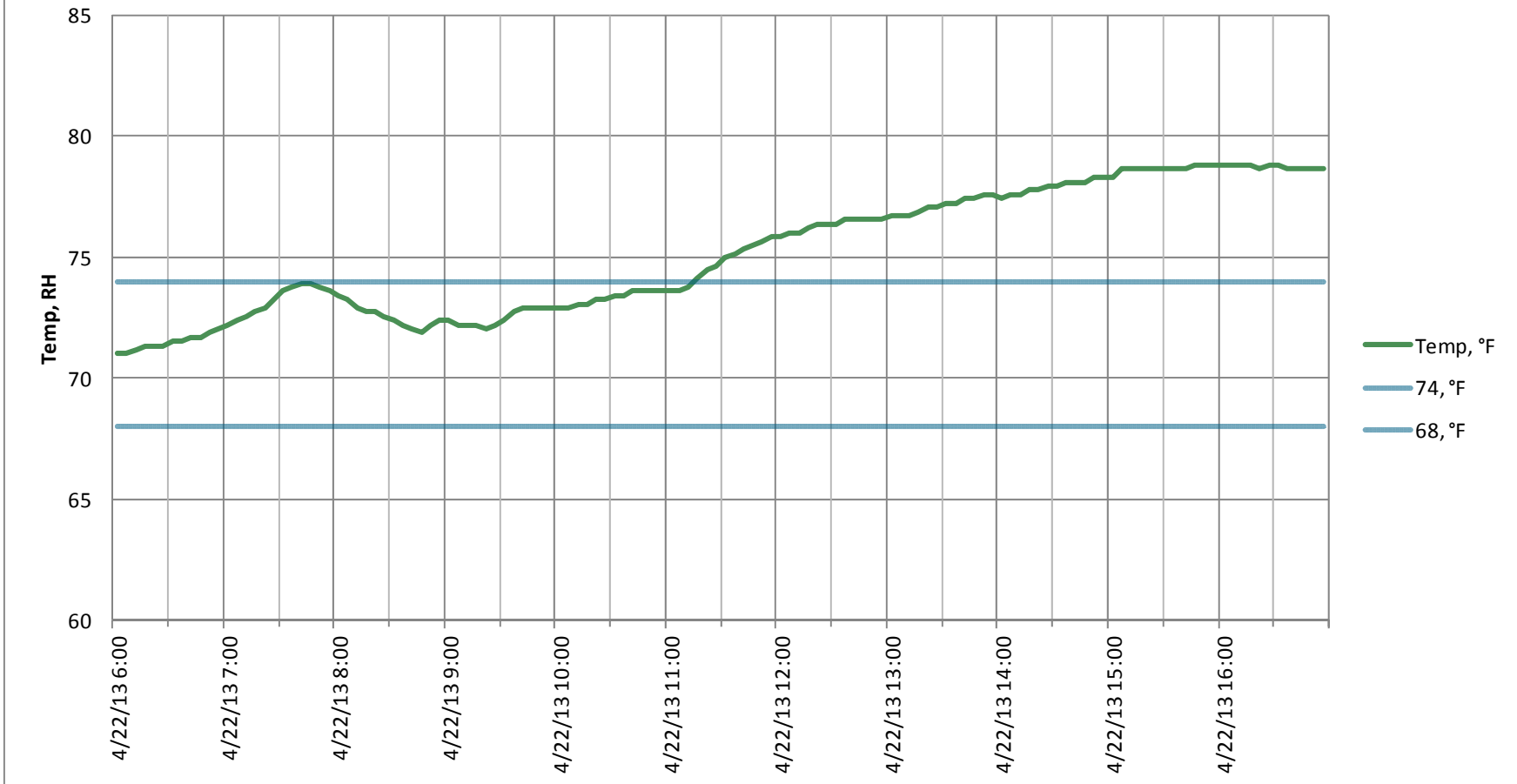
Space Conditions 2 Day - Classroom (208)



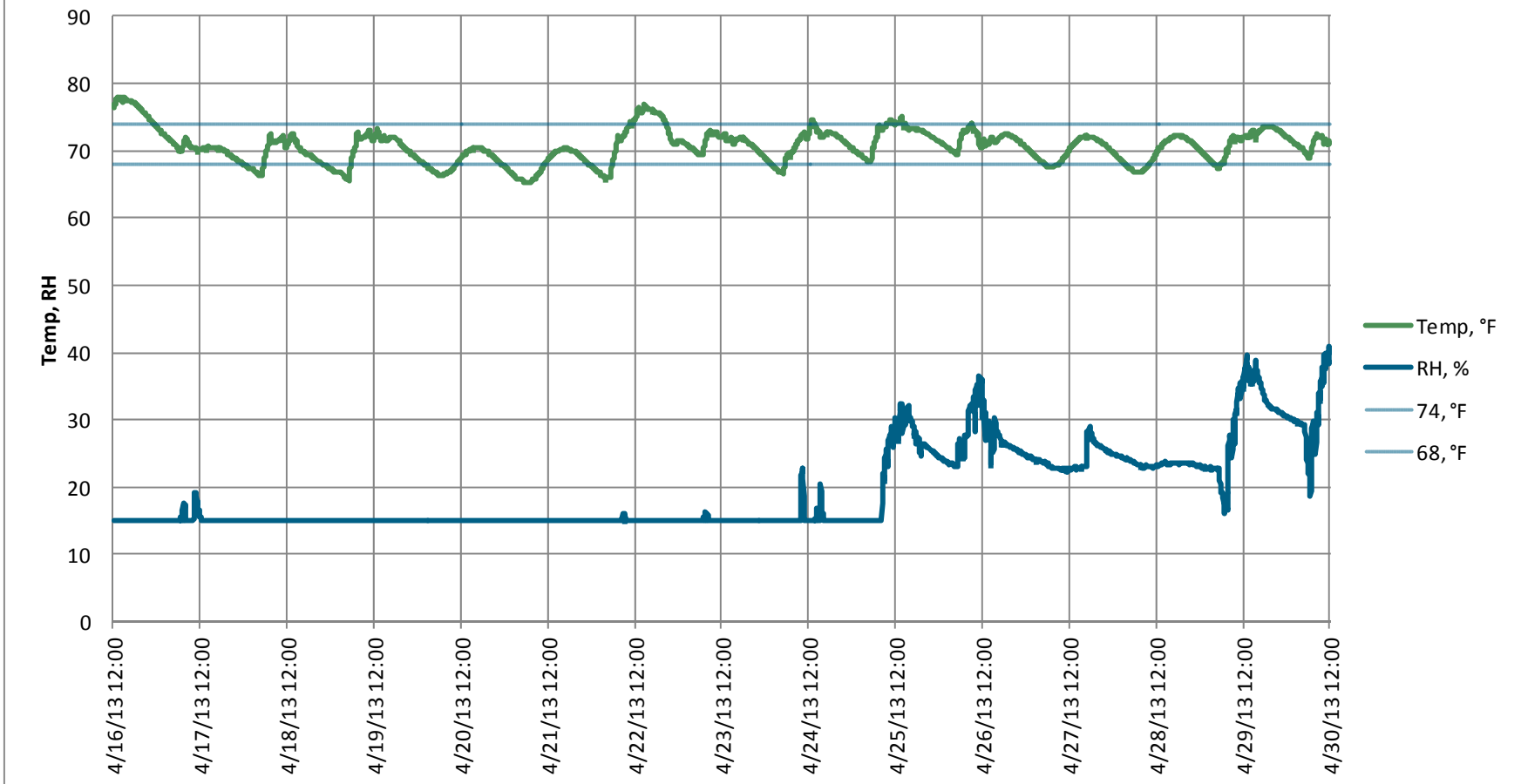
Space Conditions 2 Day - Classroom (208)



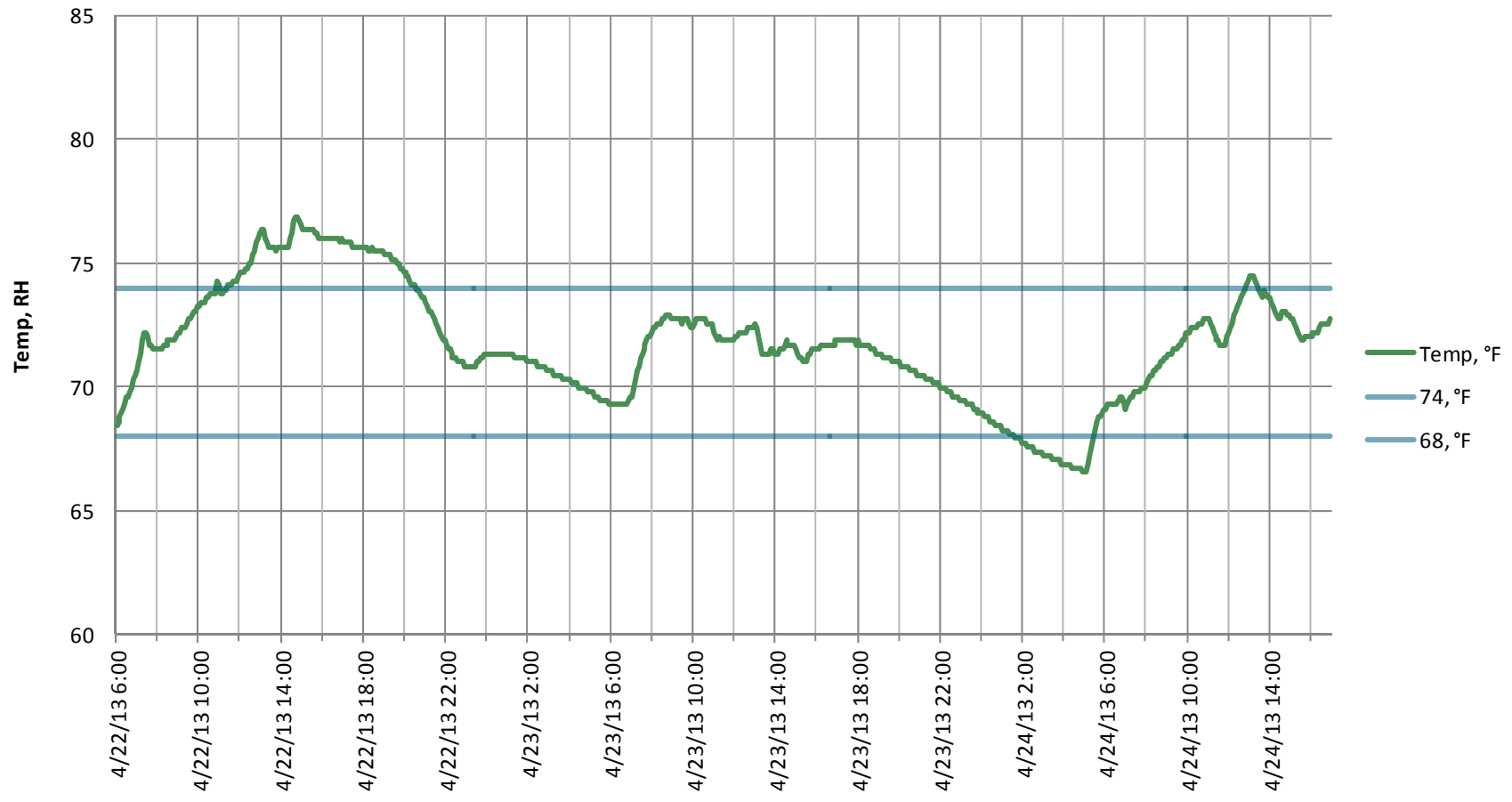
Space Conditions Occupied Period- Classroom (208)



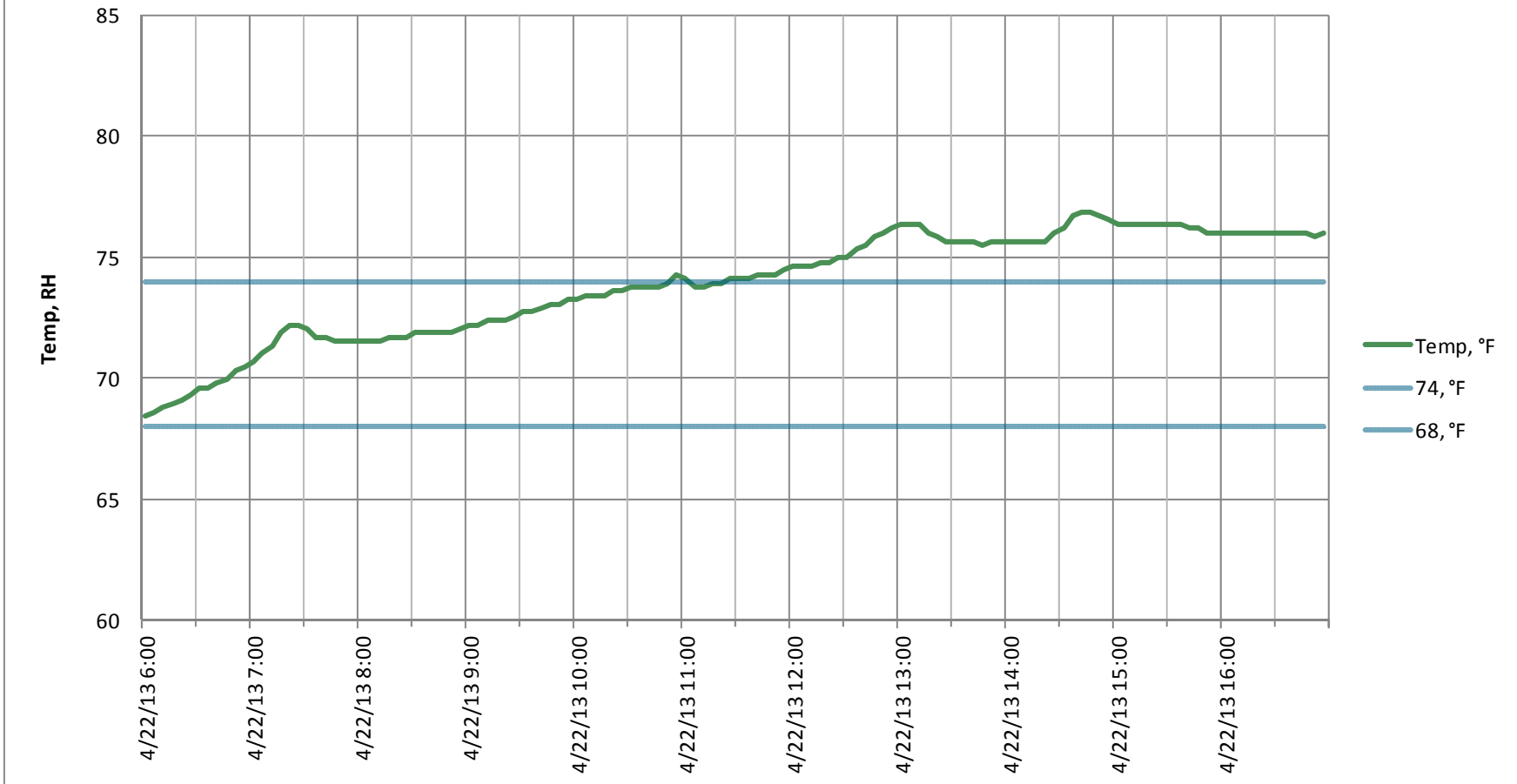
Space Conditions 2 Weeks - Classroom (206)



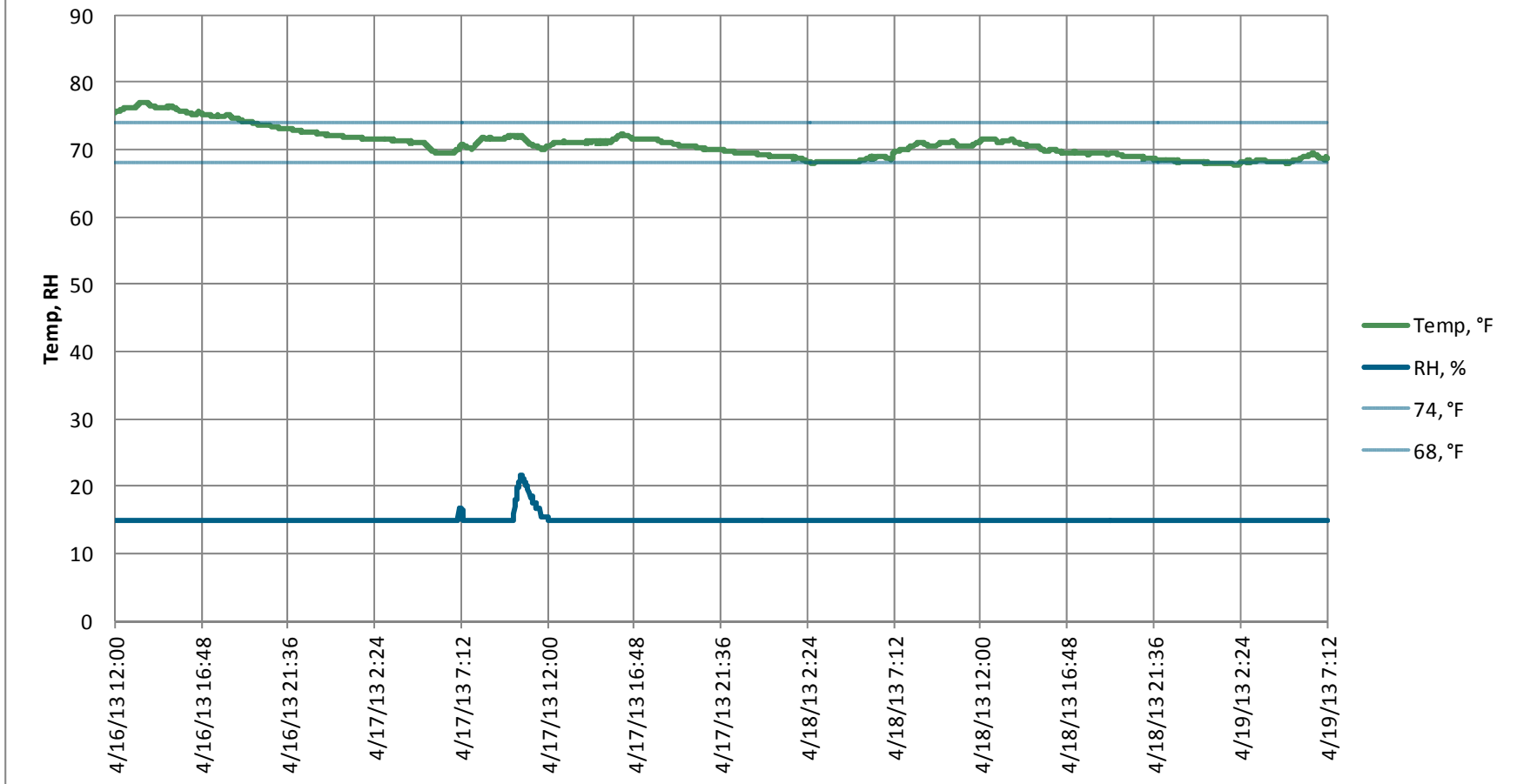
Space Conditions 2 Days - Classroom (206)



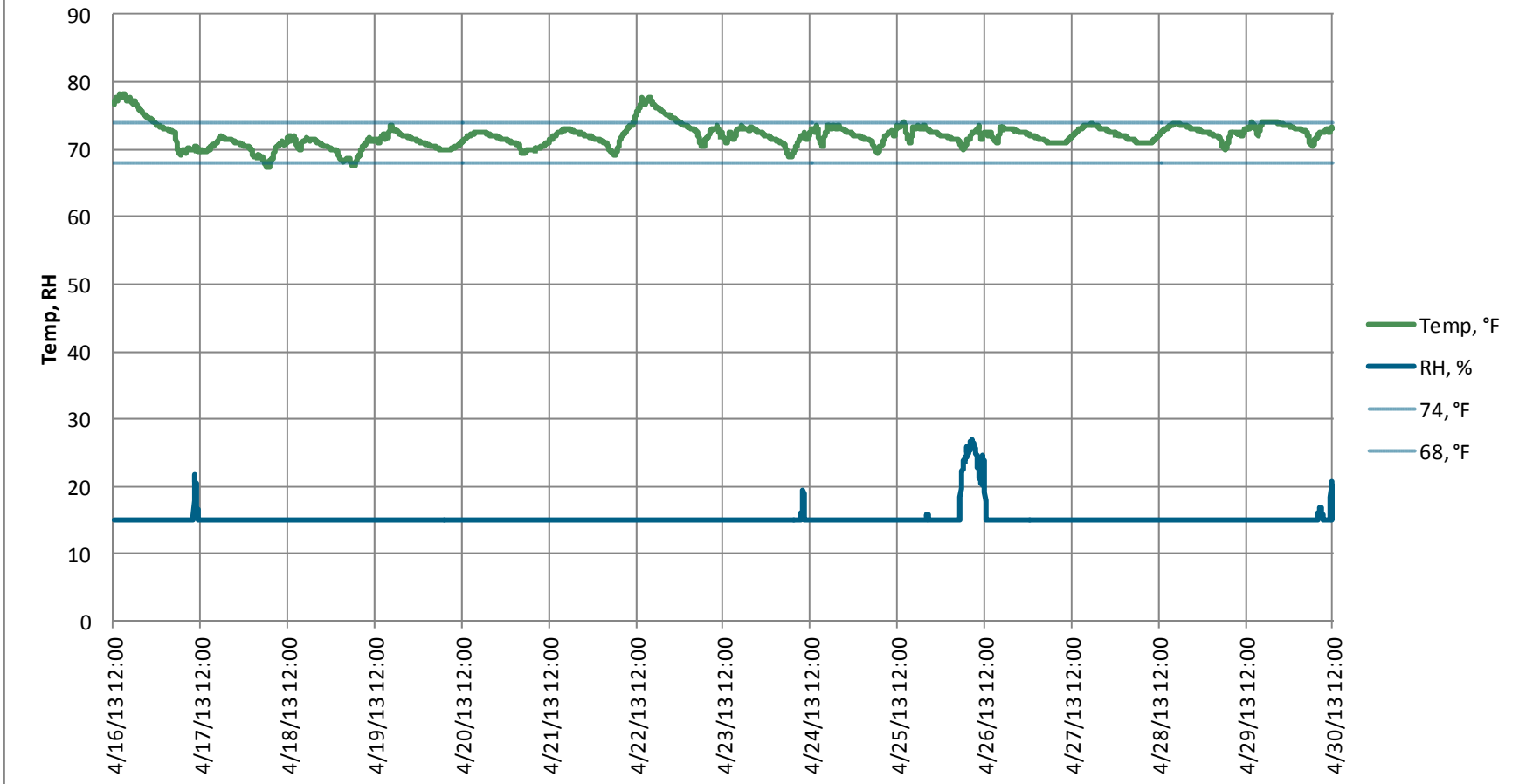
Space Conditions Occupied Period- Classroom (206)



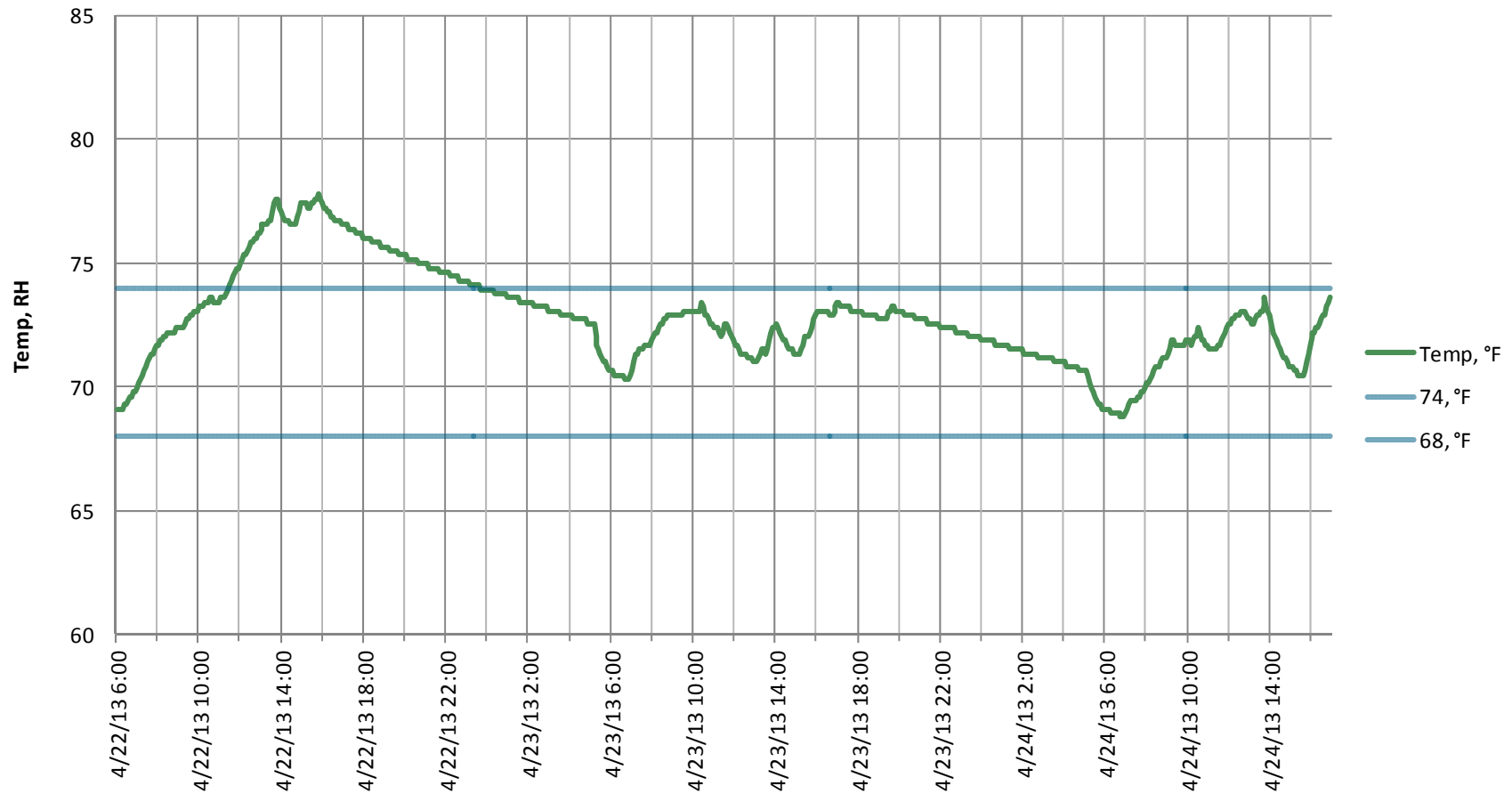
Space Conditions 2 Weeks - Classroom (106)



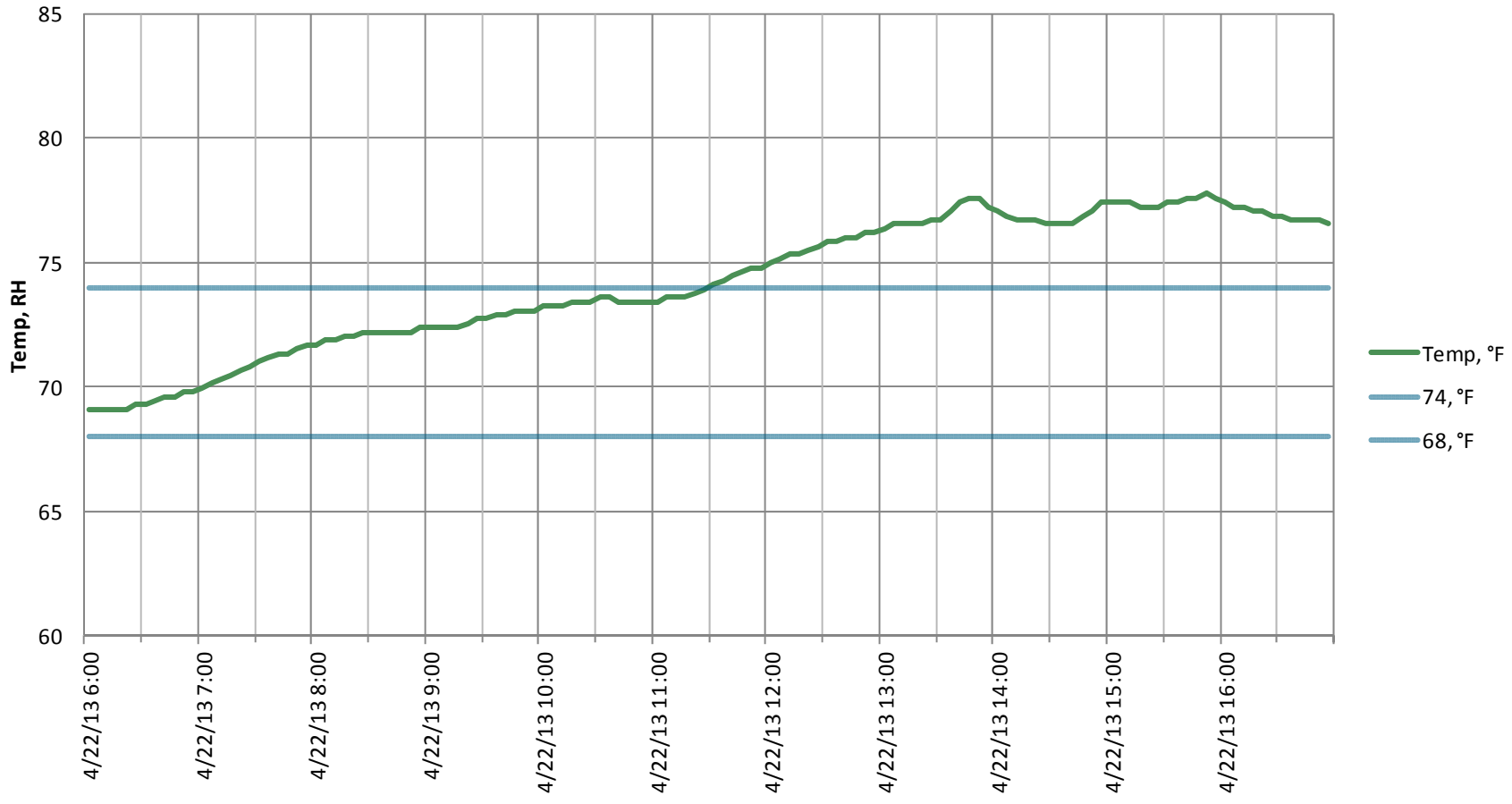
Space Conditions 2 Weeks - Classroom (109)

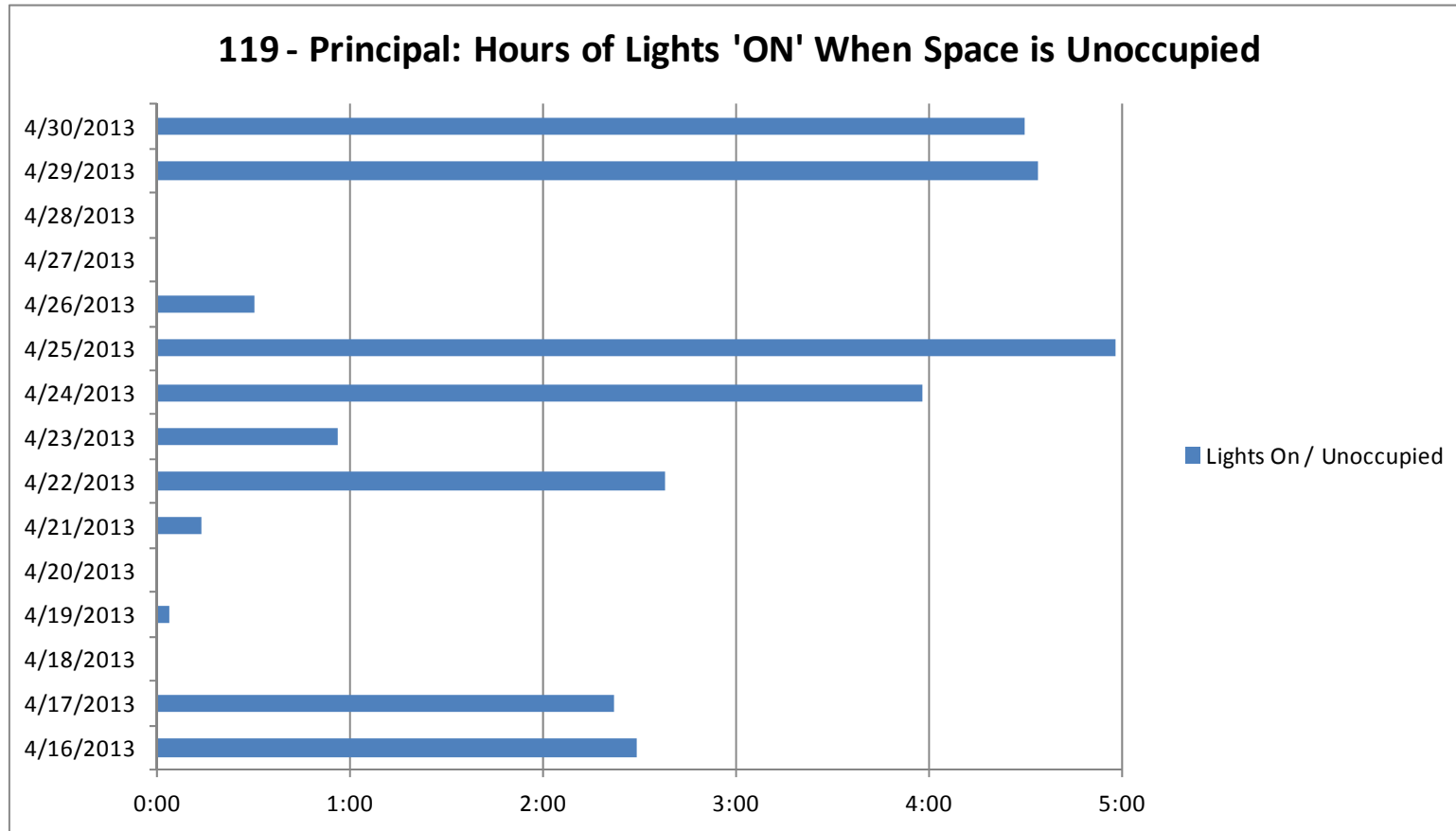


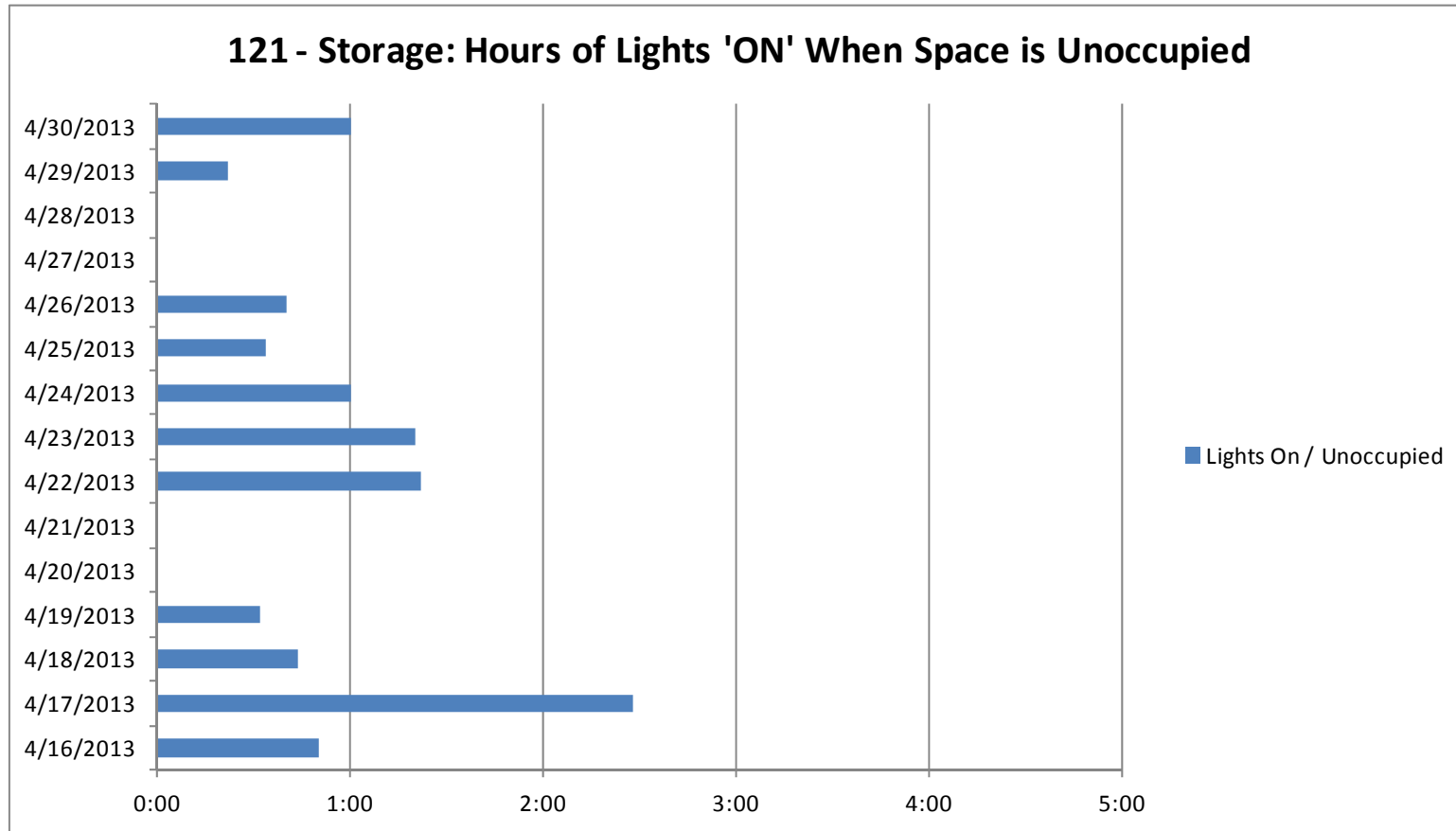
Space Conditions 2 Day - Classroom (109)

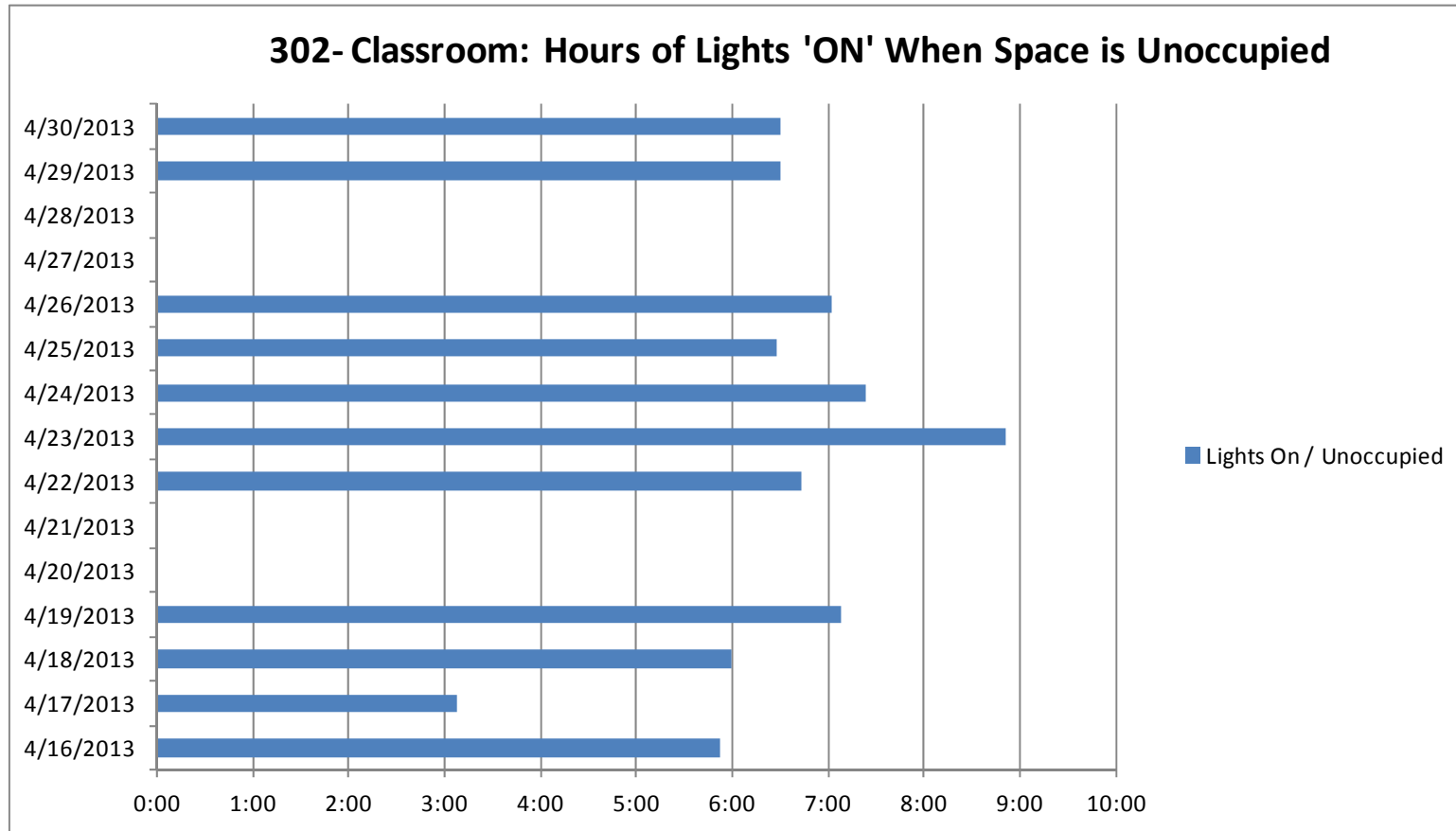


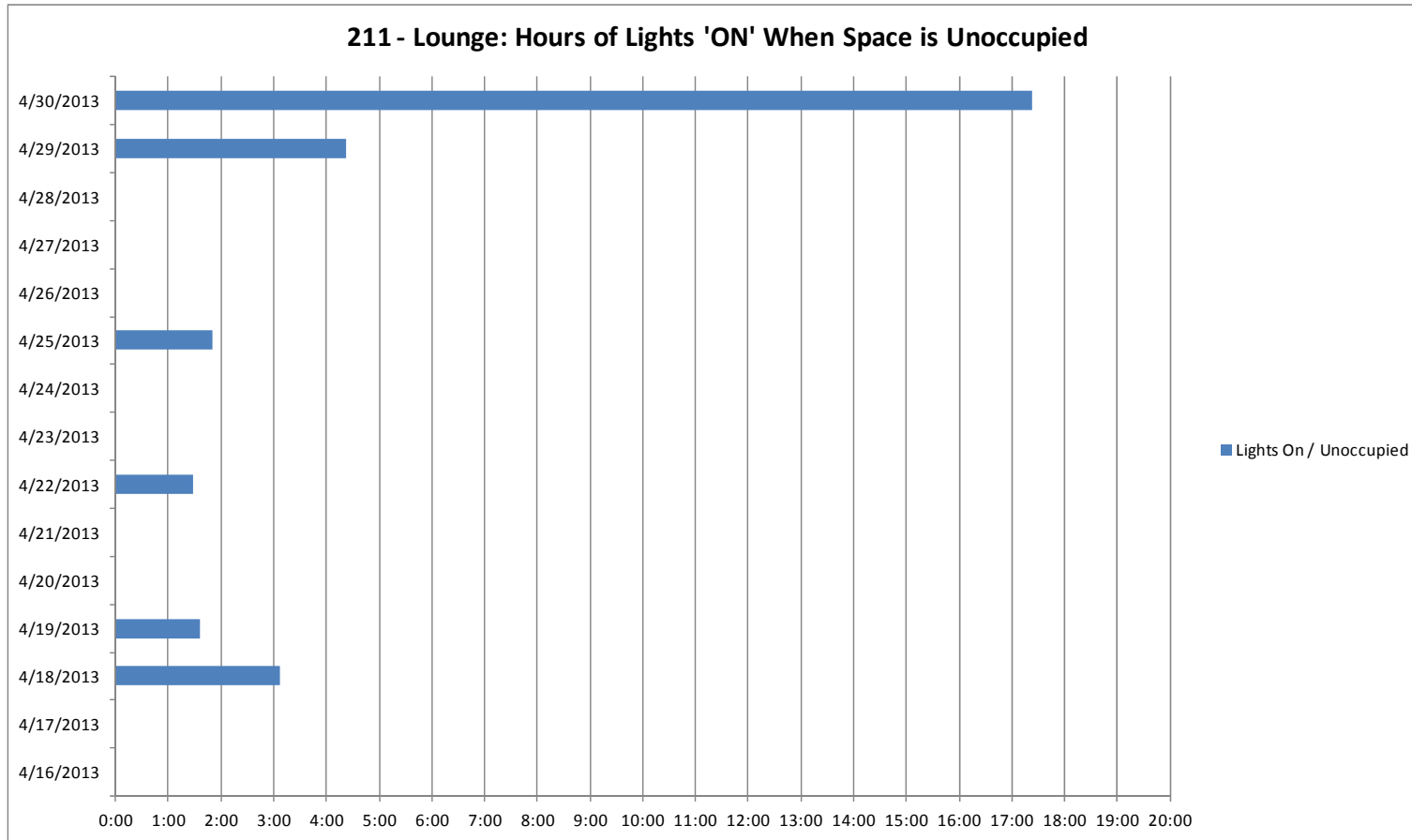
Space Conditions Occupied Period - Classroom (109)

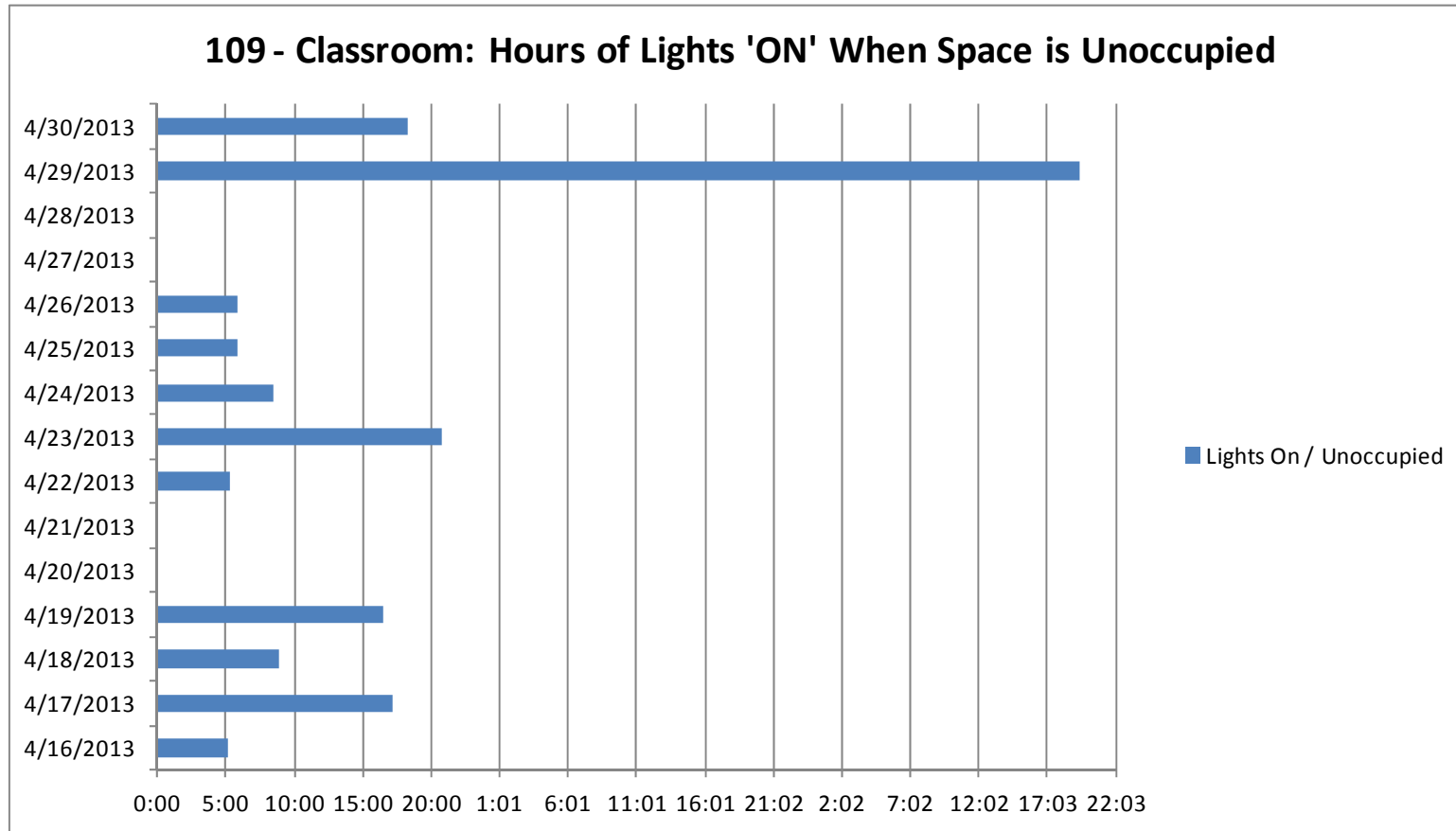


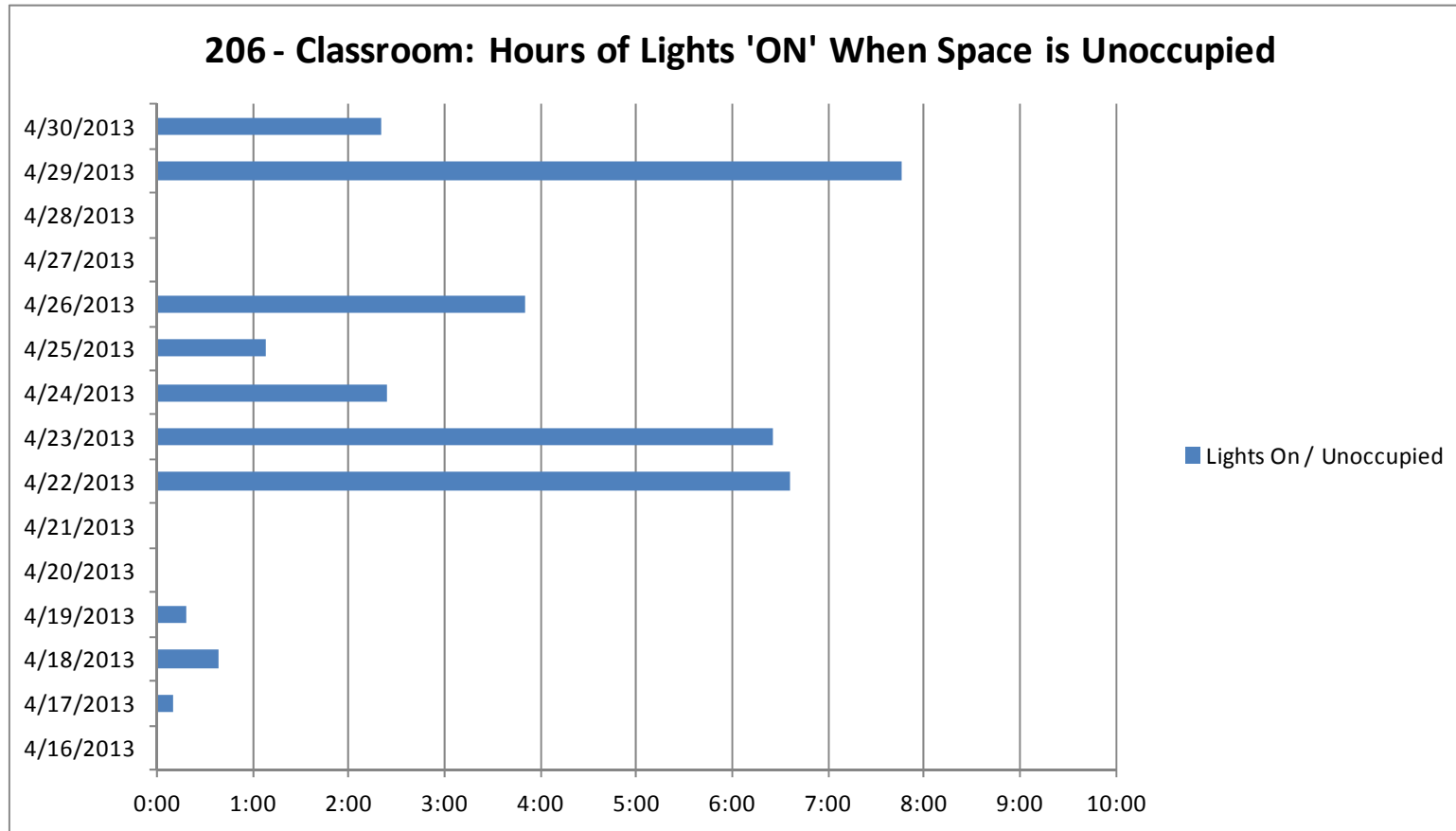




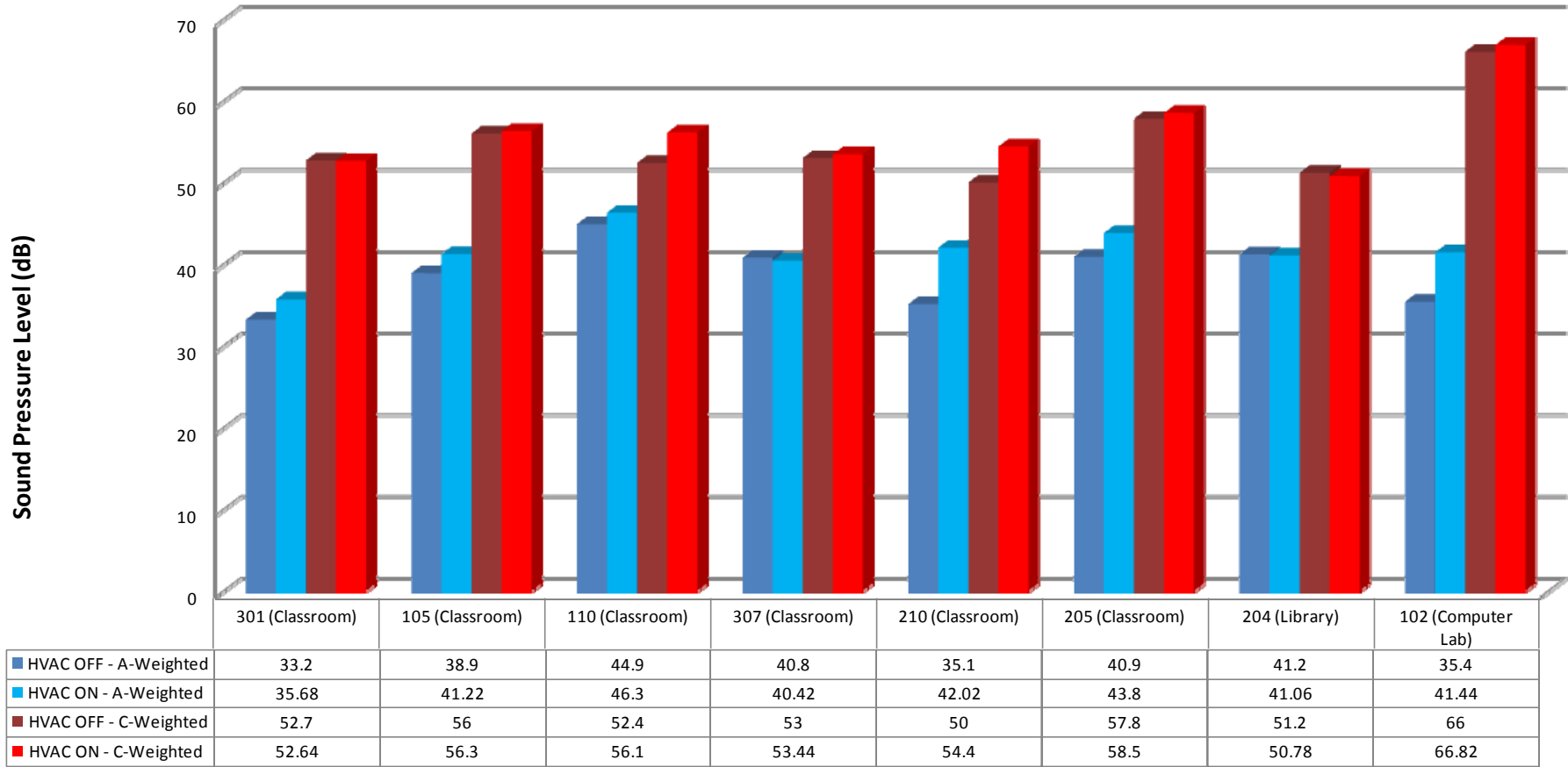




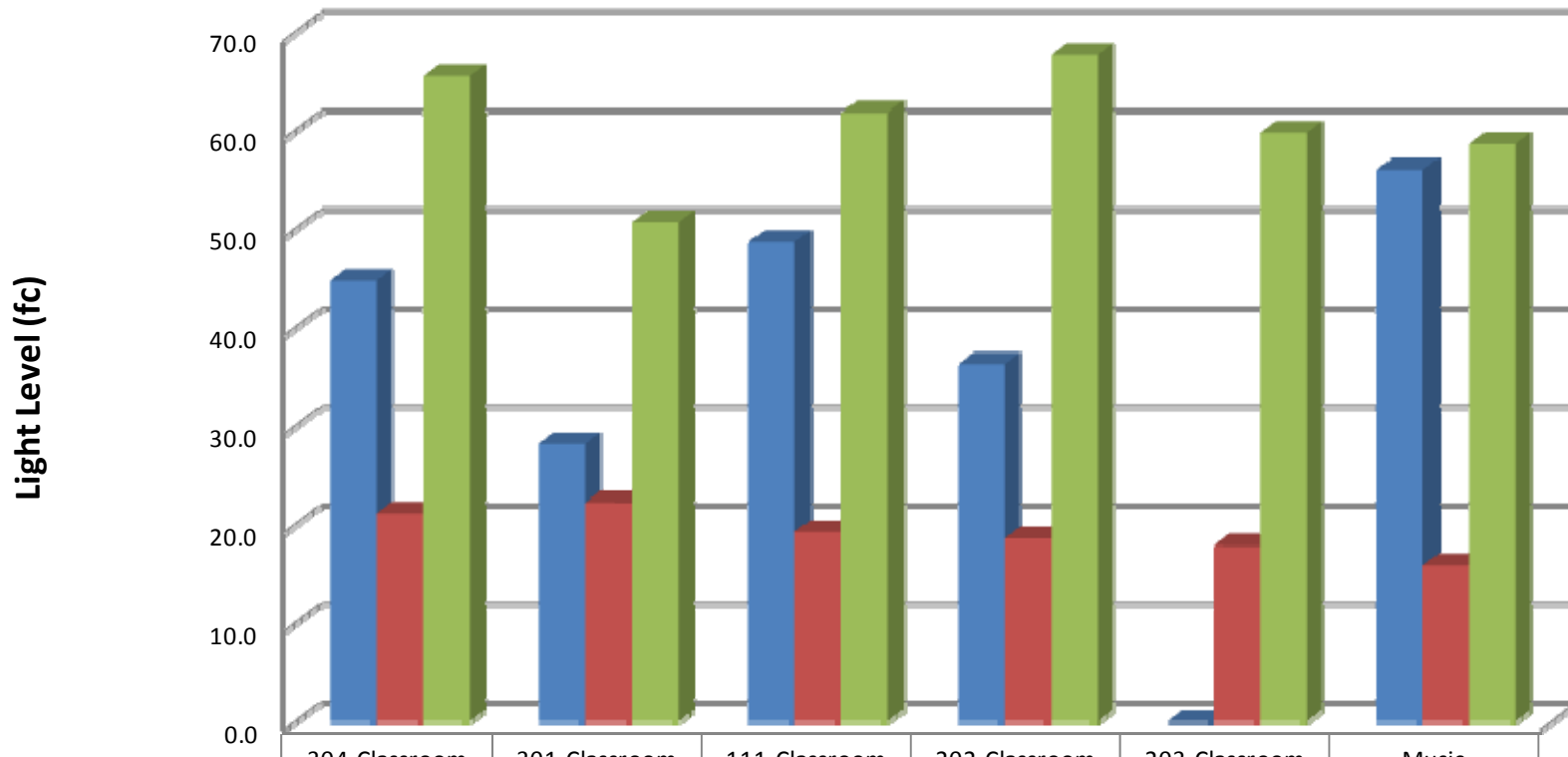




ANSI/ASA S12.60-2010 Sound Measurements



General Light Level Measurements



	304-Classroom	301-Classroom	111-Classroom	202-Classroom	203-Classroom	Music
Fluorescent	44.8	28.1	48.6	36.3	0.0	56
Daylight	21.2	22.2	19.3	18.6	17.8	16
Fluorescent+Daylight	65.6	50.7	61.8	67.6	59.8	59