


TAB 1

Call to Order

- Approval of Agenda
- Correspondence



PUBLIC SCHOOL CAPITAL OUTLAY COUNCIL
March 1, 2012

PROPOSED MOTIONS

Item #3 - Deming Update – *informational only*

Item #4 - Subcommittee Reports

a. Awards Subcommittee Report

- **Financial Plan** – *informational only*
- **Additional Funding/Emergency Funding/Award Language Requests**
 - ❖ **Los Lunas – Los Lunas MS Roof – Additional Funding**

Council approval of the Awards Subcommittee recommendation to amend the previous 2011-2012 roof award to Los Lunas Public Schools for Los Lunas Middle School based on actual cost to complete the work with an increase in the state share amount of \$253,331 (79%), contingent upon an additional local share of \$67,341 (21%).

b. Administration, Maintenance & Standards Subcommittee Report

- **NMSD/NMSBVI – Incorporation into the Standards-Based Capital Outlay Process**

Council approval of the Administration, Maintenance & Standards Subcommittee recommendation to adopt the draft Special Purpose Schools Educational Facility Adequacy Standards new rule (6.27.31 NMAC) as amended, subject to further technical revisions by staff.

Item #5 - 2012-2013 Standards-Based Capital Outlay Award Applications & Funding Pool

Council approval of the Awards Subcommittee recommendation to establish the initial funding pool to the top 100 of the amended Preliminary wNMCI Ranking, and for release of the 2012-2013 application announcement and timeline. Council may consider limited approval of requests for waivers or advances upon districts qualifying under certain conditions and evidence that no other funds are available. Standards-based roof awards are available up to a maximum of \$10 million. Council may consider approval of requests for advances for this funding program upon districts qualifying under certain conditions and evidence that no other funds are available. Early awards of up to an additional \$3 million may be made available to applicant districts who demonstrate project readiness and commitment to be under construction during the summer of 2012.

Item #6 – Legislative Changes – *informational only*

Item #7 - Director's Report – *informational only*

Item #10 - Consideration for Approval to Adjourn to Executive Session

Council approval to adjourn to Executive Session pursuant to the Open Meetings Act NMSA 1978, § 10-15-1 (H) (7) for the purpose of discussing “pending litigation” of a PSCOC-funded project. Mr. Gorrell, Mr. Berry and Mr. McMurray are requested to attend this session.

Roll Call

Item #11 - Reconvene to Open Session

Council approval to reconvene from Executive Session pursuant to the Open Meetings Act NMSA 1978, § 10-15-1 (H) (7) for the stated purpose of discussing “pending litigation” of a PSCOC-funded project. Only the above-referenced item was discussed and no votes were taken.

Roll Call

**PUBLIC SCHOOL CAPITAL OUTLAY COUNCIL
AGENDA
March 1, 2012—9:00 AM
STATE CAPITOL BUILDING, ROOM 317
SANTA FE, NEW MEXICO**

- # 1. **Call to Order** **-- Mr. David Abbey, Chair**
 a. Approval of Agenda
 b. Correspondence
- # 2. **Approval of Minutes (January 12, 2012)**
- # 3. **Deming Update**
- # 4. **Subcommittee Reports**
 a. **Awards Subcommittee**
 - Financial Plan
 - Additional Funding/Emergency Funding/Award Language Requests
 - Los Lunas MS Roof—Additional Funding
- b. **Administration, Maintenance & Standards Subcommittee**
 - **NMSD/NMSBVI- Incorporation into the Standards-Based Capital Outlay Process**
 - Legislation
 - Public Comment to Draft Adequacy Standards
 - Adoption of PSCOC Rules
- # 5. **2012-2013 Standards-Based Capital Outlay Award Applications & Funding Pool**
 a. 2012-2013 Application Announcement
 b. Funding Pool (Awards Subcommittee Recommendation)
 c. 2012-2013 Proposed Workplan/Timeline
- # 6. **Legislative Changes—Review**
- # 7. **Director’s Report**
 a. PSFA FY12 Quarterly Budget Projection
 b. Energy Efficiency Bond Initiatives
 c. PM Plan and FIMS Status
 d. Project Status Reports
 e. Lease Payment Assistance Report
- # 8. **Other Business**
 - Next PSCOC Meeting — Proposed for April 12, 2012
- # 9. **Public Comments**
- # 10. **Consideration for Approval to Adjourn to Executive Session Pursuant to the Open Meetings Act NMSA 1978, § 10-15-1 (H) (7) for the purpose of discussing “pending litigation” of a PSCOC-funded project (Roll Call)**
- # 11. **Reconvene to Open Session (Roll Call)**
- # 12. **Statement of Closure**

Adjourn

PUBLIC SCHOOL CAPITAL OUTLAY COUNCIL SUBCOMMITTEE ASSIGNMENTS

PSCOC

David Abbey, Chair

Keith Gardner, Vice-Chair

Awards Subcommittee

Joe Guillen, Chair

David Abbey

Tom Clifford

Frances Maestas

Administration, Maintenance & Standards Subcommittee

Raul Burciaga, Chair

Paul Aguilar

Gene Gant

J. Dee Dennis

Keith Gardner will serve as designee on subcommittees in the absence of any member.

Lena Archuleta

From: Clifford, Tom, DFA [Tom.Clifford@state.nm.us]
It: Tuesday, February 28, 2012 3:54 PM
To: Lena Archuleta
Cc: Marcelli, Michael A., DFA
Subject: RE: Revised PSCOC Meeting Agenda

Lena,

Michael Marcelli will represent me at this meeting. Thanks.

STATE OF NEW MEXICO
LEGISLATIVE EDUCATION STUDY COMMITTEE

REPRESENTATIVES

Rick Miera, Chair
Nora Espinoza
Mary Helen Garcia
Jimmie C. Hall
Dennis J. Roch
Mimi Stewart

State Capitol North, 325 Don Gaspar, Suite 200
Santa Fe, New Mexico 87501
Phone: (505) 986-4591 Fax: (505) 986-4338
<http://www.nmlegis.gov/lcs/lesc/lescdefault.aspx>



SENATORS

Cynthia Nava, Vice Chair
Mary Jane M. García
Gay G. Kernan
Lynda M. Lovejoy

ADVISORY

Alonzo Baldonado
Ray Begaye
Eleanor Chávez
George Dodge, Jr.
Roberto "Bobby" J. Gonzales
Tim D. Lewis
Sheryl M. Williams Stapleton
Shirley A. Tyler
Bob Wooley

ADVISORY

Vernon D. Asbill
Mark Boitano
Stephen H. Fischmann
Howie C. Morales
John Pinto
Sander Rue

Frances Ramírez-Maestas, Director
David Harrell, PhD, Deputy Director

February 22, 2012

MEMORANDUM

TO: David Abbey, Chair
Public School Capital Outlay Council

XC: Lena Archuleta, Administrative Assistant
Public School Facilities Authority

FR: Frances Ramírez-Maestas

A handwritten signature in dark ink, appearing to read "FRM".

RE: DESIGNATION FOR REPRESENTATION AT PSCOC MEETING

I will be unable to attend the Public School Capital Outlay Council meeting on March 1, 2012. Through this memorandum I am designating Mr. David Craig, Fiscal Analyst, to represent me at the meeting.



Susana Martinez
GOVERNOR

J. Dee Dennis Jr.
SUPERINTENDENT

Mary Kay Root
DEPUTY
SUPERINTENDENT

Fermin Aragon
ACTING DIRECTOR

New Mexico Regulation and Licensing Department **CONSTRUCTION INDUSTRIES DIVISION**

2550 Cerrillos Road ▪ Santa Fe, NM 87505 ▪ (505) 476-4700 ▪ Fax (505) 476-4685
5200 Oakland Ave. NE ▪ Albuquerque, NM 87113 ▪ (505) 222-9800 ▪ Fax (505) 765-5670
505 S. Main St., Suite 150 ▪ Las Cruces, NM 88004 ▪ (505) 524-6320 ▪ Fax (505) 524-6319
www.rld.state.nm.us/cid

February 15, 2012

Chair David Abbey
Public School Capital Outlay Council
2019 Galisteo, Suite B-1
Santa Fe, NM 87505
david.abbey@nmlegis.gov

Dear Chairman,

The letter serves as my designation of Superintendent J. Dee Dennis Jr. of Regulation and Licensing Department, to serve as representative of the Adequacy Maintenance and Standards Subcommittee (AMS), as well as the Public School Capital Outlay Council (PSCOC). We look forward to working with you.

Sincerely,

Fermin Aragon
Acting Director
Construction Industries Division
NM Regulations & Licensing Department

Administrative Services Division
(505) 476-4800

Alcohol and Gaming Division
(505) 476-4875

Boards and Commissions Division
(505) 476-4600

Construction Industries Division
(505) 476-4700

Financial Institutions Division
(505) 476-4885

Manufactured Housing Division
(505) 476-4770

Securities Division
(505) 476-4580

Cc: Director Robert A. Gorrell – NM Public School Facilities Authority,
Superintendent J. Dee Dennis Jr. – NM Regulation & Licensing Dept.

TAB 2:
Approval of Minutes
(January 12, 2012)

**PUBLIC SCHOOL CAPITAL OUTLAY COUNCIL
MINUTES
JANUARY 12, 2012
STATE CAPITOL BUILDING, ROOM 311
SANTA FE, NM 87505**

Members Present: Mr. David Abbey, LFC Mr. Joe Guillen, NMSBA
 Mr. Raul Burciaga, LCS Mr. Gene Gant, PEC
 Mr. Richard Tavelli, CID Ms. Frances Maestas, LESC
 Mr. Tom Clifford, DFA Mr. Paul Aguilar, PED

Absent: Mr. Keith Gardner, Office of the Governor

1. Call to Order—9:05 Mr. David Abbey, Chair

a. Adoption of Agenda

The clerk called roll, noting that Mr. Keith Gardener, Office of the Governor, is absent.

MOTION: Mr. Joe Guillen moved for approval of the agenda as presented. Mr. Raul Burciaga seconded and the motion carried.

b. Correspondence

There was no correspondence.

2. Approval of Minutes (December 12, 2011)

The minutes were sent to the full Council prior to this meeting.

MOTION: Upon review by the Council, Mr. Guillen moved for the approval of the December 12, 2011 PSCOC meeting minutes, subject to technical corrections. Mr. Gant seconded and the motion carried.

3. 2012-2013 Standards-Based Capital Outlay Award Cycle

a. 2012-2013 NM Condition Index (NMCI) Ranking—Amended Preliminary including NMSD & NMSBVI

Mr. Gorrell presented this item to Council, referring to the draft wNMCI ranking including the facilities of the two constitutional special schools based on site assessments of the various campuses. The information is based on individual buildings being included into the standards and ranked against other schools. PSFA staff met with the special schools staff and determined that their projects line up with their perception of their needs.

Mr. Gorrell informed the Council that the rankings have been sent out for review to all school districts, as well as to the special schools. The district superintendents and representatives, as well as representatives for the special schools, were informed that they have the right to appeal their rankings. Mr. Gorrell noted that if there is no legislation to support incorporating the special schools into the standards based process, the special schools would fall out of the index.

Mr. Gorrell stated that if the Council adopts the standards as presented, staff will set a date and location for the standards to go out for public comment, then begin the application process. The deadline to submit appeals is April 2, 2012. Mr. Clifford asked how the formula is calculated and if there is additional background to show how the match percentages are calculated. Mr. Gorrell stated that the Awards Subcommittee has reviewed the formula in the past, and would be available to meet with Mr. Clifford to go over in more detail. Mr. Eaton explained that the Council adopted the ranking methodology three months prior to this meeting.

MOTION: Mr. Burciaga moved for Council approval of the Administration, Maintenance & Standards Subcommittee recommendation to adopt the revised Preliminary wNMCI Rankings, subject to necessary technical corrections, with districts advised to make formal appeal to the PSCOC by the April 2, 2012 deadline for pre-applications. Eligibility of awards to the two constitutional special schools is subject to legislative changes required to incorporate them into the standards-based capital outlay process and final adoption of adequacy standards. Mr. Guillen seconded and the motion carried.

b. Proposed 2012-2013 Workplan/Timeline

Mr. Berry presented this item to the Council, noting that both subcommittees have reviewed the workplan/timeline. This item is for informational purposes. No action is required.

4. Subcommittee Reports

a. Awards Subcommittee

• **Financial Plan**

Mr. Eaton presented the financial plan, highlighting action taken by the Council at their last regularly-scheduled meeting. The financial plan was provided to both subcommittees prior to this meeting.

Mr. Eaton noted that the only change made to the plan is that the Board of Finance sold \$98.7 million in sponge bonds for the PSCO programs. This amount covered \$19.2 million towards the 2011 awards. The current SSTB forecast for FY12 is \$148.7 million, unused SSTB capacity and potential transfer to Severance Tax Permanent Fund is \$42.3 million, which implies that without further certification from the Council, the potential transfer to the Severance Tax Permanent Fund is \$7.7 million. The difference is due to the Council awarding funds to the two special schools.

Mr. Clifford stated that while Council is awarding "*just in time*" funding for projects, Council is selling bonds in advance for entire projects, which has resulted in a high level of funds outstanding that are not being put to use rapidly. Mr. Abbey stated that this process is conservative from a budgeting standpoint, but agreed with Mr. Clifford that this policy resulted in carrying large balances of unencumbered funds, and Council should work with the Board of Finance to possibly develop a better alignment between when bonds are sold and when bond proceeds are encumbered.

Mr. Abbey suggested that the staff work with Mr. David Paul, Bond Advisor, to determine how other states manage these types of issues.

- **Additional Funding/Emergency Funding/Award Language Requests**
 - **Las Cruces—Loma Heights ES—Out-of-Cycle Construction**

Mr. Pat McMurray presented this item to the Council, stating that having completed Phase 1 (Planning and Design) of this project, the district is now ready for Phase II funding (construction). The district has their required match (33%) \$3,968,109. PSFA staff recommends that the additional state funding totaling (67%) \$8,056,463 (based on actual bid), be approved so that the project may proceed to the construction phase.

The project includes remodeling and additions to a portion of the existing building to adequacy that includes site-work, demolition of original 1966 building, remodeling of 1996 building including HVAC, finishes, electrical, roofing, exterior finishes, and fire sprinkler system. The project also includes new building additions for classrooms, multipurpose room, kitchen, administration, and a library. Over adequacy items include space for bleachers in multipurpose room (approx. 1,696 SF) and two new Head-Start classrooms (approx. 2,156 SF). Areas beyond adequacy totaling an additional 3,852 square feet, will be funded 100% by the district. The district will pay a total of \$521,646 for over adequacy portions of the project.

MOTION: Mr. Guillen moved for Council approval of the Awards Subcommittee recommendation to amend the previous 2009-2010 award to Las Cruces Public Schools for Loma Heights ES to include Phase II out-of-cycle construction funding to renovate and make additions to the school to adequacy for 500 students, serving grades K-5; with an increase in the state share amount of \$8,056,464 (67 percent), contingent upon an additional local share of \$3,968,109 (33 percent). Since this is a subcommittee recommendation, a second is not necessary. There being no objections the motion passed.

- **Loving—FMP Waiver Appeal**

Mr. McMurray presented this item to the Council, referring to a letter received by PSFA from the Loving School District. The letter states that the district accepts the State's \$6,859 assistance in the development of a five-year Facilities Master Plan (FMP). The Loving Municipal Board and the Superintendent request that the Council reconsider the waiver granting the total cost of updating their FMP. The district feels that they qualify under the prior year eightieth and one hundred twentieth-days enrollment (fewer than six hundred full-time equivalent students).

Mr. Berry informed the Council that staff reviewed this request with PED and noted that based on the amount that the district has budgeted for SB-9 and other bond funds, and projection for FY-12, the district should have sufficient funds. The district should have \$23,128 from SB-9 and \$105,541 in bond funds available. Based on their projected FY-12 dollars, the district should have \$108,747 in SB-9.

MOTION: Mr. Guillen moved for Council approval of the Awards Subcommittee recommendation to uphold the previous denial of the waiver of the local match, based on projected availability of other district funds. Since this is a subcommittee recommendation a second is not required. There being no objection the motion passed.

-- CID Reimbursements

Mr. Gorrell presented this item, stating that PSFA has received information from CID per the agreement between the Council and CID for reimbursement. He referred the Council to a letter from CID dated January 13, 2012 regarding CID inspection projections for PSCOC projects. The letter indicates that CID performed approximately 893 inspections in the first half of the fiscal year, and with the information supplied by PSFA, projects an additional 552 inspections in January through June 2012. The total estimate is 1,444 inspections. As per the approved amount of \$193.72 for each inspection, the total would exceed the budgeted amount of \$250,000.

Mr. Eaton explained that the funding has been identified in HB-2 as agency transfers and are anticipated as dollars going into their operating budget. Mr. Berry further explained that there is a contract from 2007 that requires an estimate be submitted to the Council annually, based on CID's projected inspections for the fiscal year. He noted that there is an annual review of dollar amount per inspection and the amount needed for the fiscal year. The Council requested that staff provide this information sooner, by at least June 2012, for FY-13.

Mr. Clifford reminded the Council that the amount of \$250,000 per year is a cap and not a guaranteed payment.

MOTION: Mr. Guillen moved for Council approval of the Awards Subcommittee recommendation to allocate an amount not to exceed \$250,000 to reimburse the Construction Industries Division for estimated inspection expenses for FY2012 for PSCOC-funded projects that have been certified by the CID Director. This allocation is based on the average cost per inspection that has been agreed upon between the PSFA and CID of \$193.72. Since this is a subcommittee recommendation a second is not required. There being no objection the motion carried.

b. Administration, Maintenance

• FIMS Usage & District Licensing Fees

Mr. Les Martinez, PSFA Maintenance Manager, presented this item to the Council, noting that although the FIMS system was provided to all districts, there are several districts that are non-users. He noted that some districts are not following related statutes for using the FIMS system within their facilities maintenance programs. The Council noted that the districts must be held accountable for the maintenance of their facilities. After further discussion Mr. Burciaga made the following motion;

MOTION: Mr. Burciaga moved for Council approval of the Administration, Maintenance & Standards Subcommittee recommendation to notify districts that PSFA-funded access to the Facility Information Management System (FIMS) may

be terminated due to non-use. FIMS license fees will then become the responsibility of the district, in order to comply with 22-24-5.3 and 22-24-5.5 NMSA 1978.

5. Director's Report

a. Current issues/Initiatives

Mr. Gorrell noted that the new e-Builder-powered Construction Information Management System (CIMS) is on schedule for public rollout on February 12, 2012, and that implementation and training will be done first at districts with current, active projects.

Mr. Gorrell reported the following project status;

- 46 projects currently in design,
- 41 projects currently in construction,
- 62 projects in substantial completion/warranty period (status still open),
- 15 Facilities Master Plans currently in development,
- 45 FMAR assessments per month targeted using internal resources only, 74 are currently complete,
- 13 districts are currently updating their Preventive Maintenance Plans with 43 that are not current and need to be updated,
- CIMS: do not have the capacity to increase assessments over the 100 plus that staff currently performs,
- General Services Department Collaboration on facilities assessment via FAD is on schedule.
- Energy efficiency bonds collaboration with Energy/Minerals and with NMFA are on schedule

Mr. Gorrell stated that staff has begun the implementation of HB 283 for Charters. This bill directs staff to perform site visits to inspect schools or facilities that charters may want to move into.

b. PSFA FY12 Quarterly Budget Projection

Mr. Eaton presented this item, referring to the pie graph in Council meeting notebooks. The graph reflects the PSFA operating budget, expenditures, employee salaries, contractual services. The item under the "Other" category reflects costs associated with software, licensing agreements for CIMS, FAD and FIMS, as well as rent and associated cost for vehicles and fuel related expenses.

In regard to the status on PSFA Pending Personnel Approvals, Mr. Gorrell stated that currently there are 5 personal positions on hold on the previous organizational chart.

Mr. Eaton pointed out the percentage of expenditures to date that include;

- 51% of the total operating budget,
- 45% Personal Services & Employee budgets,
- 35% for Contractual Services budget,
- 68% for other expenses such as software costs for the CIMS, FAD, and FIMS on an annual basis are paid up front per the licensing agreements with software vendors at the beginning of the year.

Mr. Eaton provided a detail line by line report of the balance that is reported from SHARE.

Mr. Clifford voiced concern regarding the Energy Efficiency Bond Initiative and requests that staff provide a report at the next scheduled PSCOC meeting.

The Council directed the staff to provide a monthly budget projection report.

c. Project Status Reports

• **PSCOC Project Status Report**

Mr. Gorrell presented this item to the Council, stating that the AMS Subcommittee has reviewed the report and that it was sent to the full Council for their review prior to this meeting.

Mr. Gorrell indicated to the Council that staff will provide information on Ed Specs at a future meeting.

This is an informational item and no action is required.

• **Master Plan Status Report**

Mr. Gorrell presented this item to the Council, stating that the AMS Subcommittee has reviewed the report and that it was sent to the full Council for their review prior to this meeting.

This report is for informational purposes, no action is required.

d. Lease Payment Assistance Report

Mr. Gorrell presented this item to the Council, stating that the AMS Subcommittee has reviewed the report and that it was sent to the full Council for their review prior to this meeting.

This report is for informational purposes, no action is required.

6. Other Business

a. Charter School Fund Reversion & Outstanding Award Reallocations

Mr. Eaton presented this item to the Council, stating that funding for charter schools has reverted as of June 30, 2011. The balance for existing commitments that the Council has made is \$112,000. He stated that the motion before Council would allow PSCOC funds to substitute for the charter school fund line items, including facility master plans for state-chartered charter schools, as well as Moreno Valley High School located in Cimarron, and Cottonwood Charter located at the Socorro School District. The total amount to encumber from the PSCOC fund is \$112,000 and the reversions from the original appropriations from the charter schools fund is \$1.3 million. The Board of Finance is getting direction from Bond Council regarding certifications needed from Council and staff to certify the amounts that were expended for only public facilities. The PSFA staff is awaiting direction from the Bond Council and Board of Finance on how to proceed.

Mr. Clifford stated that it is his understanding from the Board of Finance that the funding is still in the severance proceeds account and that PSCOC could have drawn the money to the non-reverting fund. Mr. Berry informed the Council that staff had discussion with the Board of Finance regarding this issue. He informed the Council that these are Senior Bonds and would require reimbursement. Mr. Berry stated that Mr. Clifford may have been advised of supplemental severance tax bond proceeds flowing into the Public School Capital Outlay Fund. However, in this case, the Board of Finance would not allow a transfer without actual expenditure and draw-down based on actual expenditures. There is a balance because the Council chose to be prudent in the way they allocated funds in order to move as many projects forward as possible. Mr. Berry noted that some of the projects are under contract and encumbered but the reversion clause states that the funds have to be expended by June 30, 2011.

MOTION: Mr. Clifford moved for Council approval of the Awards Subcommittee recommendation to revert the unexpended balance of the charter school capital outlay fund per the Board of Finance directive. Awards made prior to FY12 with active encumbrances as of June 30, 2011 shall receive replacement awards from the public school capital outlay fund. Pre-FY11 awards not under contract as of the required June 30, 2011 reversion date are cancelled. Mr. Aguilar seconded and the motion carried. There being no objection the motion passed.

b. Gallup Project Status Report

Mr. McMurray indicated to the Council that staff has been in touch with the district and informed them of what is expected from Gallup re project status updates, as requested by the Awards Subcommittee. There is a meeting with the district and other involved parties scheduled for January 18, 2012. The district has been notified that information must be provided to staff by January 15, 2012 for presentation to the Awards Subcommittee at its next scheduled meeting.

Mr. McMurray indicated that the district's presentation to the Awards Subcommittee was confusing. It was also difficult to determine where the 7 schools were located. He stated there were issues with the district's facilities master plan and consolidation. He indicated that these issues will be addressed, as the district has made some decisions of priority and will be outlined and justified before the Council. The district will meet with the staff to discuss cash flow as well.

Mr. Abbey noted that there are other districts that have stacked up multiple projects including Roswell; however, Roswell is moving forward effectively. He noted that although the Council is not allowed to tell the districts what to do, it is the responsibility of the Council to oversee district projects and to assure that projects are progressing.

Mr. McMurray informed the Council that staff has discovered that the cost of projects given in the district's application were lower than what is shown in the facility master plan. The districts facility master plan includes above adequacy issues that the Council does not fund.

Mr. Gorrell reminded the Council that the award was made with the requirement to look at all elementary schools to create and educational specifications (Ed Specs) to consolidate some of the schools. Of the 7 schools, there were 4 that could be possibly

consolidated into 2. The staff will review the information before it is presented to the Awards Subcommittee at its next scheduled meeting.

b. Next PSCOC Meeting – Proposed for March 1, 2012

After discussion, the Council unanimously agreed to hold its next PSCOC meeting on March 1, 2012.

Public Comments

There is no public comment at this time.

Adjourn

There being no further business to come before the Council, the meeting adjourned at 9:30 AM.

_____ **Chair**

_____ **Date**

TAB 3:

Deming Update

DEMING PUBLIC SCHOOLS
"Student Success through Staff and Community Togetherness"

Harvielee Moore, Superintendent

Mary Lou Cameron, Assoc. Supt. of Support Services/Community Resources
Nancy Patterson, Associate Superintendent of Human Resources
Ted Burr, Associate Superintendent of Finance

February 14, 2012

Public School Facilities Authority
Attn: Bob Gorrell, Director
700 Lomas Blvd NE Suite 201
Albuquerque, NM 87609

Dear Mr. Gorrell:

The Deming roof projects are on schedule and progressing smoothly. The projects were awarded immediately following the December 12, 2011 PSCOC meeting in which the extension was granted. The contractor mobilized at Deming High School February 6, 2012 and spent several days staging the supplies and equipment necessary to accomplish that project. The roof monitor began his inspections on February 13, 2012 in conjunction with the contractor's initial tear-off of portions of the roof.

The Intermediate School roof project is scheduled to begin on February 27th with the contractor mobilizing at that site. Since these two projects were awarded to separate contractors they will run concurrently. Both contractors have expressed their confidence with completing their individual projects on or before the June 31 extension deadline.

We will continue to keep you apprised of their progress and do not foresee any problems with completing them on time and within budget. Thank you again for your continued support of our District. If you have any questions, please do not hesitate to call me directly.

Sincerely,



Harvielee Moore
Superintendent
Deming Public Schools

CF: Pat McMurray, PSFA
Brent Flenniken, PSFA
Myles Kraenzel, Alley Associates
Official Contract File

TAB 4

Subcommittee Reports

a. AWARDS SUBCOMMITTEE

- Financial Plan

- Additional Funding/ Emergency
Funding/ Award Language

Requests: *Los Lunas MS Roof—
Additional Funding*

Summary of PSCOC Financial Plan Changes since 1/12/12

PROJECTS & OTHER ADJUSTMENTS

Loma Heights ES @ Las Cruces (P10-007). Phase 2 Award previously certified and included in project commitment schedule.
Net Award: \$8,056,464.

PSCOC Financial Plan

(millions of dollars)

February 22, 2012

Based on Revenue Estimate of \$148.7 million
Certified but Unissued is \$42.3 million.
Potential July 2012
Transfer to STPF: \$7.7 million.

I. SOURCES & USES		million Certified but Unissued is \$42.3 million. Potential July 2012 Transfer to STPF: \$7.7 million.			
SOURCES:		FY12 est.	FY13 est.	FY14 est.	FY15 est.
PSCO Fund Unencumbered Balance (Period Beginning)		198.7	108.3	30.4	56.7
SSTB (Revenue Budgeted July)		154.6	50.0	112.3	121.3
SSTB (Revenue Budgeted January)		98.7	56.2	60.7	59.8
Project & Operating Reversions / Advance Repayments		3.5	2.4	3.6	1.5
Subtotal Sources :		455.5	216.9	207.0	239.3
USES:					
Capital Improvements Act (SB-9)		19.2	19.6	19.6	19.6
Lease Payment Assistance		10.8	11.9	13.0	14.3
Master Plan Assistance		0.7	0.7	0.7	0.7
PSFA Operating		5.7	5.5	5.5	5.5
CID Transfers		0.3	0.3	0.3	0.3
Potential Project Encumbrance Needs		319.1	148.6	111.2	0.0
Subtotal Uses :		355.7	186.5	150.3	40.4
Estimated Uncommitted Balance Period Ending		108.3	30.4	56.7	198.9

II. PROJECT COMMITMENT SCHEDULE		FY12 est.	FY13 est.	FY14 est.	FY15 est.	Total
Prior Year Awards :		196.5	26.4	42.1	0.0	343.8
Supplemental Phase 2, Emergencies & Cost Overruns :		25.8	0.0	0.0	0.0	31.7
2010-2011 Awards (Design) :		7.1	1.8	0.0	0.0	16.4
2010-2011 Awards (Construction) :		71.6	61.0	69.1	0.0	201.7
2011-2012 Awards (Design) :		5.4	0.0	0.0	0.0	5.4
2011-2012 Awards (Construction) :		6.1	59.3	0.0	0.0	65.4
2011-2012 Roof Awards (Design & Const.) :		6.7	0.0	0.0	0.0	6.7
2012-2013 Awards (Design) :		0.0				0.0
2012-2013 Awards (Construction) :		0.0				0.0
Subtotal Potential Project Encumbrance Needs :		319.1	148.6	111.2	0.0	671.1

TABLE 1.
FY12 Phase 2, Emergency & Cost Overruns
February 22, 2012

Action Taken	Project #	Description	Amount	Comment	Certified November 3, 2011	\$ 17,717,457
7/29/2011	P10-004	Crownpoint ES Phase 2 Award	\$ 11,780,756		\$9,996,000 Certified in November 2010. \$1,784,756 Certified November 3, 2011.	\$ 1,784,756
9/1/2011	P12-015	Colinas del Norte ES Phase 1 Award	\$ 181,686		Certified November 3, 2011.	\$ 181,686
9/1/2011	P12-016	Vista Grande ES Phase 1 Award	\$ 102,366		Certified November 3, 2011.	\$ 102,366
9/1/2011	P11-012	University Hills ES Phase 2 Award	\$ 1,908,288		Certified November 3, 2011.	\$ 1,908,288
11/3/2011	C10-001	NMSD	\$ 6,500,000	Deficiencies Correction	Certified November 3, 2011.	\$ 6,500,000
11/3/2011	C10-002	NMSBVI	\$ 6,161,940	Deficiencies Correction	Certified November 3, 2011.	\$ 6,161,940
11/3/2011	P09-013	Bella Vista ES	\$ 1,063,421	Additional Funding based on actual price proposal from contractor	Certified November 3, 2011.	\$ 1,063,421
11/3/2011	P10-003	Tibbetts MS Phase 2 Award	\$ 19,086,500		Full amount certified in November 2010 resolution.	\$ -
11/3/2011	E11-001	Reserve Emergency	\$ 15,000	Additional funding to replace heater at Glenwood ES	Certified November 3, 2011.	\$ 15,000
1/12/2012	P10-007	Loma Heights ES Phase 2 Award	\$ 8,056,464		\$8,288,104 Certified November 2010. Next Certification will be adjusted accordingly.	\$ (231,640)

District Local Match Advances

February 22, 2012

*Repayment Schedule - For
Planning Purposes Only*

				\$3,068,147	\$7,453,932		\$1,604,716	\$932,427	\$2,130,989
District	Project Number	School	Status	FY12 Payments	Outstanding Balance	Repayment Due Date	FY12	FY13	FY14
Chama Valley	P06-007	Escalante HS/Tierra Amarilla MS	8/30/10, 11/1/10 Sent repayment inquiry 2/11/11 Received email from district; will provide scheduled final repayment after May 2011. Notified district of repayment deadline and the possibility of request for extension	\$0	\$199,094	2010-2011	\$0	\$199,094	
Chama Valley	P07-003	Tierra Amarilla Elementary	Awarded 04/14/09. Repayment pending passage of bond election in February 2011.	\$0	\$2,500,000	2011-2015	TBD	TBD	TBD
Cobre	P08-015	Hurley Elementary	Paid November 2011.	\$2,499,728	\$0	6/30/2011	\$0		
Cuba	P07-004	Cuba High School	Awarded 01/08/09; Payment of \$458,288 recieved November, 2009. Deposit and re-budget of funds pending. 12/3/10 \$400,000 repayment received 3/22/11 \$125,000 repayment received 1/24/12 \$416,400 repayment received	\$416,400	\$358,600	500,000 in 10/09; balance after Oct 2010	\$358,600		
Des Moines	R07-006	Des Moines Combined	3/4/10 - Received \$100,000 payment and repayment schedule 7/16/10 - Received \$16,652.67 payment 7/19/11 - Received \$16,562.67 payment	\$16,563	\$16,743	2011-2013	\$16,743		
Fort Sumner	P08-020	Fort Sumner Schools	Project in progress. FY11 Payments based on district expenditures toward project.	\$50,000	\$1,397,656	6/30/2010; 6/30/2011; 6/30/2014	\$0	\$0	\$1,397,656
Jemez Mountain	E07-001	Gallinas Campus	Letter received 03/02/09 from Superintendent Adan Delgado requesting meeting with Bob Gorrell to discuss.	\$0	\$351,496	6/30/2007	\$351,496		
Pecos	E10-002	Pecos High School Gym	9/4/10 - Council extension of repayment date to 6/30/12 2/21/12 \$85456.60 repayment received	\$85,457	\$114,543	6/30/2012	\$114,543		
Reserve	E11-001	Reserve Emergency	Payment due June 30, 2011 6/28/11 Received letter from district requesting transfer of advance to full grant 11/3/11 Council approval of extension to May 2012 for further reevaluation of district finances	\$0	\$30,000	6/30/2011	\$30,000		
Tularosa	P07-018	Tularosa High School	Awarded 01/08/09	\$0	\$2,200,000	2009-2012	\$733,333	\$733,333	\$733,333
Zuni	E07-007	Teacherage Sewer Emergency		\$0	\$85,800				
Zuni	D09-008	Demolition		\$0	\$200,000				

PSCOC FUND PROJECT COMMITMENT SCHEDULE

February 22, 2012

SOURCES

Budgeted Proceeds

USES

(DESIGN)

Potential Design Encumbrances Needs

(CONSTRUCTION)

Current Active Construction Encumbrances
Emergencies & Cost Overruns
New Phase 2 Encumbrances
Potential Construction Encumbrance Needs

Current Active Projects Encumbrance Needs
Supplemental Phase 2, Emergencies & Cost Overruns
(New) Phase 2 Award Encumbrances Needs
Subtotal (Current Active & (New) Phase 2 Needs

PSCO Fund Balance (period ending)

FY11 Phase 2 Combined	\$126,256,083
FY11 Phase 2 Design Costs	\$1,266,194
FY11 Phase 2 Const. Costs	\$124,796,083



Red Indicated Schedule Change

FY 2012				FY 2013				FY 2014				FY 2015			
\$223,343,457				\$70,672,546				\$137,521,137				\$142,218,430			
154,608,000		68,735,457		44,211,500		24,028,619	2,432,427	106,560,333		28,022,815	2,937,989	142,218,430			

FY 2012				FY 2013				FY 2014				FY 2015			
\$13,778,803				\$1,821,449				\$0				\$0			
2011_Q3	2011_Q4	2012_Q1	2012_Q2	2012_Q3	2012_Q4	2013_Q1	2013_Q2	2013_Q3	2013_Q4	2014_Q1	2014_Q2	2014_Q3	2014_Q4	2015_Q1	2015_Q2
11,869,283	0	0	1,909,520	0	0	0	1,821,449	0	0	0	0	0	0	0	0

FY 2012				FY 2013				FY 2014				FY 2015			
\$137,520,000				\$26,425,697				\$0				\$0			
\$4,114,371				\$0				\$0				\$0			
\$161,152,316				\$120,342,662				\$110,410,226				\$0			
\$298,672,316				\$146,768,359				\$110,410,226				\$0			
2011_Q3	2011_Q4	2012_Q1	2012_Q2	2012_Q3	2012_Q4	2013_Q1	2013_Q2	2013_Q3	2013_Q4	2014_Q1	2014_Q2	2014_Q3	2014_Q4	2015_Q1	2015_Q2
34,380,000	34,380,000	34,380,000	34,380,000	5,730,000	5,730,000	5,730,000	9,235,697	0	0	0	0	0	0	0	0
1,784,756	2,329,615														
1,908,288	20,149,921	86,801,046	52,293,061	62,897,940	9,102,070	12,788,680	35,553,972	14,850,000	37,327,186	28,070,000	30,163,040	0	0	0	0
36,288,288	54,529,921	121,181,046	86,673,061	68,627,940	14,832,070	18,518,680	44,789,669	14,850,000	37,327,186	28,070,000	30,163,040	0	0	0	0

305,166,664	250,636,743	198,191,153	108,317,230	83,900,790	69,068,720	74,578,659	30,399,968	122,110,301	84,783,115	83,925,930	56,700,879	198,919,309	198,919,309	198,919,309	198,919,309
-------------	-------------	-------------	-------------	------------	------------	------------	------------	-------------	------------	------------	------------	-------------	-------------	-------------	-------------

\$84,111,540				\$0				\$42,144,543				\$0			
\$1,266,194				\$0				\$0				\$0			
\$83,461,540				\$0				\$41,334,543				\$0			
FY 2012				FY 2013				FY 2014				FY 2015			
\$650,000	\$20,149,921	\$51,915,873	\$11,395,746	\$0	\$0	\$0	\$0	\$14,850,000	\$12,714,543	\$810,000	\$13,770,000	\$0	\$0	\$0	\$0
\$1,266,194	\$0	\$0	\$0	\$0	\$0	\$0	\$0	\$0	\$0	\$0	\$0	\$0	\$0	\$0	\$0
\$0	\$20,149,921	\$51,915,873	\$11,395,746	\$0	\$0	\$0	\$0	\$14,850,000	\$12,714,543	\$0	\$13,770,000	\$0	\$0	\$0	\$0

VARIOUS PHASE 2 AWARDS			Phase 1	Phase 2	2011_Q3	2011_Q4	2012_Q1	2012_Q2	2012_Q3	2012_Q4	2013_Q1	2013_Q2	2013_Q3	2013_Q4	2014_Q1	2014_Q2	2014_Q3	2014_Q4	2015_Q1	2015_Q2
P09-011	Central	Natanni Nez	\$478,360	\$4,942,965			\$4,942,965													
P09-014	Clovis	James Bickley ES	\$0	\$4,736,027			\$4,736,027	=====>	Revised											
P09-015	Clovis	Lockwood ES	\$0	\$11,482,430			\$11,482,430	=====>	Revised											
P09-022	Raton	Combined New Raton ES	\$1,154,156	\$12,714,543										\$12,714,543						
07-08-80	Espanola	Espanola MS East	\$0	\$1,049,837			\$1,049,837													
P06-012	Espanola	Alcalde ES	\$0	\$7,248,150			\$7,248,150	=====>	Revised											
P08-003	Gadsden	Gadsden HS	\$0	\$43,020,000									\$14,850,000		\$13,770,000	=====>	Revised			
P10-007	Las Cruces	Loma Heights ES	\$0	\$8,056,464			\$8,056,464													
C10-001	NMSD		\$650,000	\$5,850,000	\$650,000			\$5,850,000												
C10-002	NMSBVI		\$616,194	\$5,545,746	\$616,194			\$5,545,746												

FY11 New Awards Combined	\$218,112,604
FY11 New Awards Design Costs	\$16,413,963
FY11 New Awards Construction Costs	\$201,698,641



FY11 NEW AWARDS (Phase 1 & Phase 2)			Phase 1	Phase 2																
P11-001	Alamogordo	Yucca ES Renovation	\$266,056	\$3,732,500																
P11-002	Alamogordo	Yucca ES New School	\$720,563	\$6,485,063																
P11-003	Cobre	Bayard ES	\$587,711	\$5,289,399																
P11-004	Gallup	Juan de Onate ES	\$941,351	\$8,472,155																
P11-005	Gallup	Washington ES	\$758,355	\$6,825,195																
P11-006	Gallup	Church Rock Academy	\$886,449	\$7,978,040																
P11-007	Gallup	Thoreau ES	\$1,055,332	\$9,497,986																
P11-008	Gallup	Jefferson ES	\$980,561	\$8,825,050																
P11-009	Gallup	Lincoln ES	\$928,959	\$8,360,629																
P11-010	Gallup	Roosevelt ES	\$935,000	\$8,415,000																
P11-011	Las Cruces	Las Cruces HS	\$1,980,000	\$41,170,000																
P11-012	Las Cruces	University Hills ES Ph. 1 & Ph. 2	\$226,388	\$1,908,288																
P11-013	Los Alamos	Los Alamos MS Ph. 1 & Ph. 2	\$445,500	\$4,009,500																
P11-014	Los Alamos	Aspen ES	\$264,000	\$3,766,781																
P11-015	Los Lunas	Los Lunas HS	\$2,400,000	\$49,581,408																
P11-016	Roswell	Valley View ES	\$570,881	\$5,179,933																
P11-017	Roswell	Berrendo ES	\$711,387	\$6,402,480																
P11-018	Roswell	Military Heights ES	\$533,652	\$4,802,872																
P11-019	Roswell	El Capitan ES	\$1,221,818	\$10,996,362																

New Award Applications Combined	\$74,896,303
New Award Applications Design Costs	\$5,377,663
New Award Applications Const. Costs	\$65,410,481
standards-based Roof Award Applications	\$6,676,019



FY12 NEW AWARDS (Phase 1 & Phase 2)			Phase 1	Phase 2																
P12-001	Albuquerque	Douglas MacArthur ES	\$0	\$1,826,202																
P12-002	Albuquerque	McKinley MS	\$430,982	\$3,986,657																
P12-003	Albuquerque	Chaparral ES	\$815,755	\$7,341,794																
P12-004	Belen	Family School	\$0	\$1,600,408																
P12-005	Bernalillo	Bernalillo HS	\$1,355,200	\$18,368,293																
P12-006	Espanola	Velarde ES	\$0	\$2,618,292																
P12-008	Espanola	E.T.S. Fairview ES	\$781,000	\$9,102,070																
P12-009	Estancia	Estancia MS	\$493,521	\$4,441,688																
P12-010	Santa Rosa	Rita Marquez ES/Anton Chico MS	\$462,000	\$4,158,000																
P12-011	Socorro	San Antonio ES	\$244,550	\$2,200,948																
P12-012	T or C	Truth or Consequences ES	\$499,562	\$4,496,056																
P12-013	West Las Vegas	WLV Family Partnership MHS	\$0	\$1,776,046																
P12-014	West Las Vegas	Union ES	\$0	\$937,554																
P12-015	Rio Rancho	Colinas del Norte ES	\$1,816,861	\$0																
P12-016	Rio Rancho	Vista Grande ES	\$1,023,664	\$0																



STATE OF NEW MEXICO

PUBLIC SCHOOL CAPITAL OUTLAY COUNCIL
PUBLIC SCHOOL FACILITIES AUTHORITYSUSANA MARTINEZ
GOVERNORDAVID ABBEY
PSCOC CHAIRROBERT A. GORRELL
PSFA DIRECTOR

PSCOC ADDITIONAL FUNDING REQUEST

DATE: 2/20/12 REQUEST TYPE: ☒ Out-of-cycle ☐ Waiver ☐ Advance ☐ Emergency ☐ Cost Overrun

NOTE: Districts must complete and submit the Statement of Financial Position on Page 2. of this Funding Request and be signed by the district bond advisor. **Read INSTRUCTIONS at the end of the application for additional criteria for emergency funding and local match waiver eligibility.** Incomplete applications will be returned to the district and may delay action by the Council.

SCHOOL DISTRICT: LOS LUNAS SCHOOLS

PSCOC PROJECT #: R12-009 (If Emergency, write "Emergency")

PROJECT NAME: Los Lunas Middle School Roof

ENROLLMENT: 778

DESIGN CAPACITY: 770


DESCRIPTION OF REQUEST: This additional funds request is for actual proposed cost in increased material and labor for the project and to maintain the necessary project contingency.

Line	CURRENT PSCOC AWARD INFORMATION	TOTAL	STATE TO ADEQUACY	DISTRICT TO ADEQUACY
1	Project Costs up to Adequacy (est.)	\$ 473,600.00	\$ 374,144.00	\$ 99,456.00
2	Appropriation Offset	\$ -	\$ 6,462.00	\$ (6,462.00)
3	Waiver ###/###/###	\$ -	\$ -	\$ -
4	Supplemental Award ###/###/###	\$ -	\$ -	\$ -
5	Subtotal Project Costs to Adequacy after Waiver & Offsets:	\$ 473,600.00	\$ 380,606.00	\$ 92,994.00
6	Above Adequacy Project Costs (est.)	\$ -	\$ -	\$ -
7	Local Match Advance ###/###/###	\$ -	\$ -	\$ -
8	ADJUSTED TOTAL BUDGET (USES)	\$ 473,600.00	\$ 380,606.00	\$ 92,994.00

Line	ADDITIONAL FUND REQUEST (COST OVERRUN)		
9	Project Cost to Adequacy -estimated	\$ 794,272.00	
10	Current Budget to Adequacy (Line 5)	\$ 473,600.00	
11	Estimated Funding Shortfall (Line 9 - Line 10)	\$ 320,672.00	
		REQUEST	MATCH PERCENTAGE
12	TOTAL ADDITIONAL DISTRICT FUNDS REQUESTED	\$ 67,341.12	21%
13	TOTAL ADDITIONAL STATE FUNDS REQUESTED	\$ 253,330.88	79%

Line	ADDITIONAL FUND REQUEST (WAIVER/ADVANCE/EMERGENCY)	
14	Request	\$ -

 2-15-12
 School Board President Date
 (Required)

 2/14/12
 School District Superintendent Date
 (Required)

Signatories certify that, to the best of their knowledge, the information contained in the application herein is complete and accurate.


**ADDITIONAL
INFORMATION:**

This Additional funding request is based on prices recieved. We received 6 bids ranging from \$579,500 to \$1,237,120. Five of the bids were all within low to high range of \$51,700.

**PSFA STAFF
RECOMMENDATION:**

PSFA recommends that the total additional state funds requested \$253,330.88 or 79% be approved as submitted in order to complete this project as originally intended.
Please note the district has their additional required local match totaling \$67,341.12 or 21%


PSFA Regional Manager Date 2/17/12


PSFA Senior Facilities Manager Date

SUBCOMMITTEE REVIEW DATE: _____

- ☐ Approve Recommendation
☐ Reject Recommendation

COMMENTS:

PSFA Director Date

PSCOC Awards Subcommittee Chair Date

PSCOC REVIEW DATE: _____

- ☐ Approve Motion
☐ Reject Motion

MOTION:

ACTION:

INSTRUCTIONS

For the purposes of determining eligibility for **Emergency Funds**, only situations where the health or safety of students or school personnel is at immediate risk or where there is threat to significant property damage may be considered.

For purposes of determining eligibility for **Reduction/Advance of Local Share**, detailed financial information for the project and the district at large is required. In instances where district cash flow/cash balances are an issue, assistance may be offered in the form of an advance to be repaid, as opposed to a reduction in the local match which does not require district repayment. Consideration of the request must be by a quorum of the PSCOC in a public meeting.

EMERGENCY FUND REQUEST

A quorum of the School Board must meet to declare the emergency, certifying that no other funds are available. A Declaration of Emergency and Certification printed on school district stationery must be signed by the School Board President and submitted with this application. The district, in consultation with their bond advisor, shall complete and submit the District Statement of Financial Position on page 2 of this application and be signed by the school district bond advisor. The PSFA director, with approval of the PSCOC Chair, may immediately grant or advance up to \$150,000 per incident. If the amount needed for the emergency is greater than \$150,000, consideration of the request must be made by a quorum of the PSCOC in a public meeting. Emergency assistance may be offered in the form of an advance to be repaid by the district. An emergency grant does not require district repayment.

REDUCTION/ADVANCE OF LOCAL SHARE

The Council may adjust or advance the amount of local share otherwise required if it determines that a school district has used all of its local resources. The Council shall consider whether the school district has insufficient bonding capacity over the next four years to provide the local match necessary to complete the project and, for all educational purposes, has a residential property tax rate of at least 10 mills. The Council may also consider waivers if the following district conditions exist: 1.) the residential mill levy is at least 7 mills; 2.) the MEM count is equal to or less than 800; 3.) the percent of free or reduced lunch is equal to or greater than 70 percent; and 4.) the state share is equal to or less than 50 percent. The district, in consultation with their bond advisor, shall complete and submit the District Statement of Financial Position on page 2 of this application and be signed by the school district bond advisor.

STATEMENT OF FINANCIAL POSITION

All additional funding requests require completion of the Statement of Financial Position signed by the school district bond advisor and reviewed and signed by the Public Education Department. Incomplete Statements may delay consideration and action by the Council. If you are unclear about any requested financial information, contact your Public Education Department budget analyst at 505-827-6537 for assistance.

PUBLIC SCHOOL FACILITIES AUTHORITY**EXHIBIT B****LOS LUNAS MIDDLE SCHOOL ROOF
LOS LUNAS, NM****LOS LUNAS SCHOOLS**

PREPARED BY: Rocky Kearney
ESTIMATE DATE: February 14, 2012

PROJECT SUMMARY

DESCRIPTION	TOTALS	REMARKS
ESTIMATE OF MACC:		
SUBTOTAL OF CONSTRUCTION COSTS	\$579,500	
NMGRT ON CONSTRUCTION COSTS 7.563%	\$43,825	
TOTAL OF CONSTRUCTION COSTS	\$623,325	
PROFESSIONAL SERVICES & INDIRECT COSTS		
DESIGN SERVICES MACC*	\$476,376	
DESIGN SERVICES % FEE* 6%	\$29,535	
REIMBURSABLE EXPENSES*		
LEGAL NOTICES FOR RFP	\$4,000	
OWNER CONSULTANTS**		
TESTING***		
GEO-TECH		
CONCRETE & STRUCTURAL		
TEST & BALANCE		
HAZARDOUS MATERIAL	\$1,170	
REMEDICATION		
FF&E		
DEMOLITION		
ROOFING OBSERVATION	\$54,800	
ROOFING CONSULTANT	\$2,775	
SUBTOTAL OF INDIRECT COSTS	\$92,280	
NMGRT ON INDIRECT COSTS 7.000%	\$6,460	
TOTAL OF INDIRECT COSTS	\$98,740	
SUBTOTAL PROJECT COSTS	\$722,065	
CONTINGENCY 10%	\$72,207	
OVERALL PROJECT BUDGET	\$794,272	

Notes: Only enter dollars or percentages into yellow highlighted cells.

* Per A&E Contract Documents or estimate of MACC, % Fee and Reimbursables

** Consultants that would not be included in the A&E Contract

*** Testing that would be furnished by owner and not in construction costs

LUMP SUM BASE BID AND ALTERNATE NO. 1 - BY POINTS

Lowest Responsive Offer Cost	This Offerors Cost	Points	Offeror	Final Rank
\$579,500.00	\$579,500.00	50.00	DKG	1
\$579,500.00	\$594,717.00	48.72	J3 Systems	4
\$579,500.00	\$609,157.00	47.57	Enchantment	3
\$579,500.00	\$610,000.00	47.50	WWRC	2
\$579,500.00	\$631,200.00	45.90	Longhorn	5
\$579,500.00	\$1,237,120.00	23.42	Everguard	6

LUMP SUM BASE BID AND ALTERNATE NO. 1 - ALPHABETICALLY

Lowest Responsive Offer Cost	This Offerors Cost	Points	Offeror	Final Rank
\$579,500.00	\$579,500.00	50.00	DKG	1
\$579,500.00	\$609,157.00	47.57	Enchantment	3
\$579,500.00	\$1,237,120.00	23.42	Everguard	6
\$579,500.00	\$594,717.00	48.72	J3 Systems	4
\$579,500.00	\$631,200.00	45.90	Longhorn	5
\$579,500.00	\$610,000.00	47.50	WWRC	2

		AVERAGE RANK							
LLMS REROOF (Technical Proposal)		DKG	Enchantment	Everguard	J3 Systems	Longhorn	WWRC		
EVALUATION COMMITTEE MEMBER		FIRM 1	FIRM 2	FIRM 3	FIRM 4	FIRM 5	FIRM 6	FIRM 7	FIRM 7
1	Committee Member No. 1	2.00	3.00	6.00	5.00	4.00	1.00		
2	Committee Member No. 2	1.00	3.00	6.00	4.00	5.00	2.00		
3	Committee Member No. 3	1.00	2.00	6.00	4.00	5.00	2.00		
	Shortlist Rank Total	4.00	8.00	18.00	13.00	14.00	5.00		
	Rank	1	3	6	4	5	2		

TAB 4

Subcommittee Reports

b. AMS SUBCOMMITTEE

- NMSD/NMSBVI- Incorporation into the Standards -Based Capital Outlay Process:**
 - *Legislation*
 - *Public Comment to Draft Adequacy Standards*
 - *Adoption of PSCOC Rules*

SENATE BILL 196

50TH LEGISLATURE - STATE OF NEW MEXICO - SECOND SESSION, 2012

INTRODUCED BY

Cynthia Nava

FOR THE PUBLIC SCHOOL CAPITAL OUTLAY OVERSIGHT TASK FORCE
AND THE LEGISLATIVE EDUCATION STUDY COMMITTEE

AN ACT

RELATING TO CERTAIN EDUCATIONAL FACILITIES; MAKING THE
FACILITIES AT THE NEW MEXICO SCHOOL FOR THE BLIND AND VISUALLY
IMPAIRED AND THE NEW MEXICO SCHOOL FOR THE DEAF ELIGIBLE FOR
PUBLIC SCHOOL CAPITAL OUTLAY ACT FUNDING; EXEMPTING THESE
INSTITUTIONS FROM THE REQUIRED LOCAL SHARE OF PROJECT FUNDING
UNDER CERTAIN CONDITIONS.

BE IT ENACTED BY THE LEGISLATURE OF THE STATE OF NEW MEXICO:

SECTION 1. Section 22-24-3 NMSA 1978 (being Laws 1975,
Chapter 235, Section 3, as amended) is amended to read:

"22-24-3. DEFINITIONS.--As used in the Public School
Capital Outlay Act:

A. "constitutional special schools" means the New
Mexico school for the blind and visually impaired and the New
Mexico school for the deaf;

.187790.6

underscored material = new
[bracketed material] = delete

1 B. "constitutional special schools support spaces"
2 means all facilities necessary to support the constitutional
3 special schools' educational mission that are not included in
4 the constitutional special schools' educational adequacy
5 standards, including, but not limited to, performing arts
6 centers, facilities for athletic competition, school district
7 administration and facility and vehicle maintenance;

8 ~~[A.]~~ C. "council" means the public school capital
9 outlay council;

10 ~~[B.]~~ D. "fund" means the public school capital
11 outlay fund; and

12 ~~[C.]~~ E. "school district" includes state-chartered
13 charter schools and the constitutional special schools."

14 SECTION 2. Section 22-24-5 NMSA 1978 (being Laws 1975,
15 Chapter 235, Section 5, as amended) is amended to read:

16 "22-24-5. PUBLIC SCHOOL CAPITAL OUTLAY PROJECTS--
17 APPLICATION--GRANT ASSISTANCE.--

18 A. Applications for grant assistance, approval of
19 applications, prioritization of projects and grant awards shall
20 be conducted pursuant to the provisions of this section.

21 B. Except as provided in Sections 22-24-4.3,
22 22-24-5.4 and 22-24-5.6 NMSA 1978, the following provisions
23 govern grant assistance from the fund for a public school
24 capital outlay project not wholly funded pursuant to Section
25 22-24-4.1 NMSA 1978:

.187790.6

underscored material = new
[bracketed material] = delete

1 (1) all school districts are eligible to apply
2 for funding from the fund, regardless of percentage of
3 indebtedness;

4 (2) priorities for funding shall be determined
5 by using the statewide adequacy standards developed pursuant to
6 Subsection C of this section; provided that:

7 (a) the council shall apply the
8 standards to charter schools to the same extent that they are
9 applied to other public schools; ~~and~~

10 (b) the council shall adopt and apply
11 adequacy standards appropriate to the unique needs of the
12 constitutional special schools; and

13 ~~[(b)]~~ (c) in an emergency in which the
14 health or safety of students or school personnel is at
15 immediate risk or in which there is a threat of significant
16 property damage, the council may award grant assistance for a
17 project using criteria other than the statewide adequacy
18 standards;

19 (3) the council shall establish criteria to be
20 used in public school capital outlay projects that receive
21 grant assistance pursuant to the Public School Capital Outlay
22 Act. In establishing the criteria, the council shall consider:

23 (a) the feasibility of using design,
24 build and finance arrangements for public school capital outlay
25 projects;

.187790.6

underscored material = new
[bracketed material] = delete

1 (b) the potential use of more durable
2 construction materials that may reduce long-term operating
3 costs;

4 (c) concepts that promote efficient but
5 flexible utilization of space; and

6 (d) any other financing or construction
7 concept that may maximize the dollar effect of the state grant
8 assistance;

9 (4) no more than ten percent of the combined
10 total of grants in a funding cycle shall be used for
11 retrofitting existing facilities for technology infrastructure;

12 (5) except as provided in Paragraph (6), (8),
13 ~~or~~ (9) or (10) of this subsection, the state share of a
14 project approved and ranked by the council shall be funded
15 within available resources pursuant to the provisions of this
16 paragraph. No later than May 1 of each calendar year, a value
17 shall be calculated for each school district in accordance with
18 the following procedure:

19 (a) the final prior year net taxable
20 value for a school district divided by the MEM for that school
21 district is calculated for each school district;

22 (b) the final prior year net taxable
23 value for the whole state divided by the MEM for the state is
24 calculated;

25 (c) excluding any school district for
26 .187790.6

1 which the result calculated pursuant to Subparagraph (a) of
2 this paragraph is more than twice the result calculated
3 pursuant to Subparagraph (b) of this paragraph, the results
4 calculated pursuant to Subparagraph (a) of this paragraph are
5 listed from highest to lowest;

6 (d) the lowest value listed pursuant to
7 Subparagraph (c) of this paragraph is subtracted from the
8 highest value listed pursuant to that subparagraph;

9 (e) the value calculated pursuant to
10 Subparagraph (a) of this paragraph for the subject school
11 district is subtracted from the highest value listed in
12 Subparagraph (c) of this paragraph;

13 (f) the result calculated pursuant to
14 Subparagraph (e) of this paragraph is divided by the result
15 calculated pursuant to Subparagraph (d) of this paragraph;

16 (g) the sum of the property tax mill
17 levies for the prior tax year imposed by each school district
18 on residential property pursuant to Chapter 22, Article 18 NMSA
19 1978, the Public School Capital Improvements Act, the Public
20 School Buildings Act, the Education Technology Equipment Act
21 and Paragraph (2) of Subsection B of Section 7-37-7 NMSA 1978
22 is calculated for each school district;

23 (h) the lowest value calculated pursuant
24 to Subparagraph (g) of this paragraph is subtracted from the
25 highest value calculated pursuant to that subparagraph;

.187790.6

1 (i) the lowest value calculated pursuant
2 to Subparagraph (g) of this paragraph is subtracted from the
3 value calculated pursuant to that subparagraph for the subject
4 school district;

5 (j) the value calculated pursuant to
6 Subparagraph (i) of this paragraph is divided by the value
7 calculated pursuant to Subparagraph (h) of this paragraph;

8 (k) if the value calculated for a
9 subject school district pursuant to Subparagraph (j) of this
10 paragraph is less than five-tenths, then, except as provided in
11 Subparagraph (n) or (o) of this paragraph, the value for that
12 school district equals the value calculated pursuant to
13 Subparagraph (f) of this paragraph;

14 (l) if the value calculated for a
15 subject school district pursuant to Subparagraph (j) of this
16 paragraph is five-tenths or greater, then that value is
17 multiplied by five-hundredths;

18 (m) if the value calculated for a
19 subject school district pursuant to Subparagraph (j) of this
20 paragraph is five-tenths or greater, then the value calculated
21 pursuant to Subparagraph (l) of this paragraph is added to the
22 value calculated pursuant to Subparagraph (f) of this
23 paragraph. Except as provided in Subparagraph (n) or (o) of
24 this paragraph, the sum equals the value for that school
25 district;

.187790.6

underscored material = new
[bracketed material] = delete

1 (n) in those instances in which the
2 calculation pursuant to Subparagraph (k) or (m) of this
3 paragraph yields a value less than one-tenth, one-tenth shall
4 be used as the value for the subject school district;

5 (o) in those instances in which the
6 calculation pursuant to Subparagraph (k) or (m) of this
7 paragraph yields a value greater than one, one shall be used as
8 the value for the subject school district;

9 (p) except as provided in Section
10 22-24-5.7 NMSA 1978 and except as adjusted pursuant to
11 Paragraph (6), (8), ~~or~~ (9) or (10) of this subsection, the
12 amount to be distributed from the fund for an approved project
13 shall equal the total project cost multiplied by a fraction the
14 numerator of which is the value calculated for the subject
15 school district in the current year plus the value calculated
16 for that school district in each of the two preceding years and
17 the denominator of which is three; and

18 (q) as used in this paragraph: 1) "MEM"
19 means the average full-time-equivalent enrollment of students
20 attending public school in a school district on the eightieth
21 and one hundred twentieth days of the prior school year; 2)
22 "total project cost" means the total amount necessary to
23 complete the public school capital outlay project less any
24 insurance reimbursement received by the school district for the
25 project; and 3) in the case of a state-chartered charter school

.187790.6

1 that has submitted an application for grant assistance pursuant
2 to this section, the "value calculated for the subject school
3 district" means the value calculated for the school district in
4 which the state-chartered charter school is physically located;

5 (6) the amount calculated pursuant to
6 Subparagraph (p) of Paragraph (5) of this subsection shall be
7 reduced by the following procedure:

8 (a) the total of all legislative
9 appropriations made after January 1, 2003 for nonoperating
10 purposes either directly to the subject school district or to
11 another governmental entity for the purpose of passing the
12 money through directly to the subject school district, and not
13 rejected by the subject school district, is calculated;
14 provided that: 1) an appropriation made in a fiscal year shall
15 be deemed to be accepted by a school district unless, prior to
16 June 1 of that fiscal year, the school district notifies the
17 department of finance and administration and the public
18 education department that the district is rejecting the
19 appropriation; 2) the total shall exclude any educational
20 technology appropriation made prior to January 1, 2005 unless
21 the appropriation was on or after January 1, 2003 and not
22 previously used to offset distributions pursuant to the
23 Technology for Education Act; 3) the total shall exclude any
24 appropriation previously made to the subject school district
25 that is reauthorized for expenditure by another recipient; 4)

.187790.6

underscored material = new
[bracketed material] = delete

1 the total shall exclude one-half of the amount of any
2 appropriation made or reauthorized after January 1, 2007 if the
3 purpose of the appropriation or reauthorization is to fund, in
4 whole or in part, a capital outlay project that, when
5 prioritized by the council pursuant to this section either in
6 the immediately preceding funding cycle or in the current
7 funding cycle, ranked in the top one hundred fifty projects
8 statewide; 5) the total shall exclude the proportionate share
9 of any appropriation made or reauthorized after January 1, 2008
10 for a capital project that will be jointly used by a
11 governmental entity other than the subject school district.

12 Pursuant to criteria adopted by rule of the council and based
13 upon the proposed use of the capital project, the council shall
14 determine the proportionate share to be used by the
15 governmental entity and excluded from the total; and 6) unless
16 the grant award is made to the state-chartered charter school
17 or unless the appropriation was previously used to calculate a
18 reduction pursuant to this paragraph, the total shall exclude
19 appropriations made after January 1, 2007 for nonoperating
20 purposes of a specific state-chartered charter school,
21 regardless of whether the charter school is a state-chartered
22 charter school at the time of the appropriation or later opts
23 to become a state-chartered charter school;

24 ~~[(b) the total of all federal money~~
25 ~~received by the subject school district for nonoperating~~

.187790.6

1 ~~purposes pursuant to Title XIV of the American Recovery and~~
2 ~~Reinvestment Act of 2009 is calculated; provided that: 1)~~
3 ~~unless the grant award is made to the state-chartered charter~~
4 ~~school or unless the federal money received was previously used~~
5 ~~to calculate a reduction pursuant to this paragraph, before the~~
6 ~~charter school became a state-chartered charter school, the~~
7 ~~total shall exclude federal money received for nonoperating~~
8 ~~purposes of a specific state-chartered charter school,~~
9 ~~regardless of whether the charter school is a state-chartered~~
10 ~~charter school at the time of receiving the federal money or~~
11 ~~later opts to become a state-chartered charter school; and 2)~~
12 ~~the total shall exclude federal money distributed through the~~
13 ~~fund as grant awards pursuant to the Public School Capital~~
14 ~~Outlay Act;~~

15 ~~(c) the value calculated pursuant to~~
16 ~~Subparagraph (a) of this paragraph is added to the value~~
17 ~~calculated pursuant to Subparagraph (b) of this paragraph;~~

18 ~~(d)]~~ (b) the applicable fraction used
19 for the subject school district and the current calendar year
20 for the calculation in Subparagraph (p) of Paragraph (5) of
21 this subsection is subtracted from one;

22 ~~[(e)]~~ (c) the value calculated pursuant
23 to Subparagraph ~~[(e)]~~ (a) of this paragraph for the subject
24 school district is multiplied by the amount calculated pursuant
25 to Subparagraph ~~[(d)]~~ (b) of this paragraph for that school

.187790.6

underscored material = new
[bracketed material] = delete

1 district;

2 [~~(f)~~] (d) the total amount of reductions
3 for the subject school district previously made pursuant to
4 Subparagraph [~~(g)~~] (e) of this paragraph for other approved
5 public school capital outlay projects is subtracted from the
6 amount calculated pursuant to Subparagraph [~~(e)~~] (c) of this
7 paragraph; and

8 [~~(g)~~] (e) the amount calculated pursuant
9 to Subparagraph (p) of Paragraph (5) of this subsection shall
10 be reduced by the amount calculated pursuant to Subparagraph
11 [~~(f)~~] (d) of this paragraph;

12 (7) as used in this subsection:

13 (a) "governmental entity" includes an
14 Indian nation, tribe or pueblo; and

15 (b) "subject school district" means the
16 school district that has submitted the application for funding
17 and in which the approved public school capital outlay project
18 will be located;

19 (8) the amount calculated pursuant to
20 Subparagraph (p) of Paragraph (5) of this subsection, after any
21 reduction pursuant to Paragraph (6) of this subsection, may be
22 increased by an additional five percent if the council finds
23 that the subject school district has been exemplary in
24 implementing and maintaining a preventive maintenance program.
25 The council shall adopt such rules as are necessary to

.187790.6

underscored material = new
[bracketed material] = delete

1 implement the provisions of this paragraph;

2 (9) the council may adjust the amount of local
3 share otherwise required if it determines that a school
4 district has used all of its local resources. Before making
5 any adjustment to the local share, the council shall consider
6 whether:

7 (a) the school district has insufficient
8 bonding capacity over the next four years to provide the local
9 match necessary to complete the project and, for all
10 educational purposes, has a residential property tax rate of at
11 least ten dollars (\$10.00) on each one thousand dollars
12 (\$1,000) of taxable value, as measured by the sum of all rates
13 imposed by resolution of the local school board plus rates set
14 to pay interest and principal on outstanding school district
15 general obligation bonds;

16 (b) the school district: 1) has fewer
17 than an average of eight hundred full-time-equivalent students
18 on the eightieth and one hundred twentieth days of the prior
19 school year; 2) has at least seventy percent of its students
20 eligible for free or reduced-fee lunch; 3) has a share of the
21 total project cost, as calculated pursuant to provisions of
22 this section, that would be greater than fifty percent; and 4)
23 for all educational purposes, has a residential property tax
24 rate of at least seven dollars (\$7.00) on each one thousand
25 dollars (\$1,000) of taxable value, as measured by the sum of

.187790.6

underscored material = new
[bracketed material] = delete

1 all rates imposed by resolution of the local school board plus
2 rates set to pay interest and principal on outstanding school
3 district general obligation bonds; or

4 (c) the school district: 1) has an
5 enrollment growth rate over the previous school year of at
6 least two and one-half percent; 2) pursuant to its five-year
7 facilities plan, will be building a new school within the next
8 two years; and 3) for all educational purposes, has a
9 residential property tax rate of at least ten dollars (\$10.00)
10 on each one thousand dollars (\$1,000) of taxable value, as
11 measured by the sum of all rates imposed by resolution of the
12 local school board plus rates set to pay interest and principal
13 on outstanding school district general obligation bonds; [and]

14 (10) the local match for the constitutional
15 special schools shall be set at fifty percent for projects that
16 qualify under the educational adequacy category and one hundred
17 percent for projects that qualify in the support spaces
18 category; provided that the council may adjust or waive the
19 amount of any direct appropriation to or local share required
20 for the constitutional special schools if an applicant
21 constitutional special school has insufficient or no local
22 resources available; and

23 [~~(10)~~] (11) no application for grant
24 assistance from the fund shall be approved unless the council
25 determines that:

.187790.6

1 (a) the public school capital outlay
2 project is needed and included in the school district's
3 five-year facilities plan among its top priorities;

4 (b) the school district has used its
5 capital resources in a prudent manner;

6 (c) the school district has provided
7 insurance for buildings of the school district in accordance
8 with the provisions of Section 13-5-3 NMSA 1978;

9 (d) the school district has submitted a
10 five-year facilities plan that includes: 1) enrollment
11 projections; 2) a current preventive maintenance plan that has
12 been approved by the council pursuant to Section 22-24-5.3 NMSA
13 1978 and that is followed by each public school in the
14 district; 3) the capital needs of charter schools located in
15 the school district; and 4) projections for the facilities
16 needed in order to maintain a full-day kindergarten program;

17 (e) the school district is willing and
18 able to pay any portion of the total cost of the public school
19 capital outlay project that, according to Paragraph (5), (6),
20 (8) or (9) of this subsection, is not funded with grant
21 assistance from the fund; provided that school district funds
22 used for a project that was initiated after September 1, 2002
23 when the statewide adequacy standards were adopted, but before
24 September 1, 2004 when the standards were first used as the
25 basis for determining the state and school district share of a

.187790.6

1 project, may be applied to the school district portion required
2 for that project;

3 (f) the application includes the capital
4 needs of any charter school located in the school district or
5 the school district has shown that the facilities of the
6 charter school have a smaller deviation from the statewide
7 adequacy standards than other district facilities included in
8 the application; and

9 (g) the school district has agreed, in
10 writing, to comply with any reporting requirements or
11 conditions imposed by the council pursuant to Section 22-24-5.1
12 NMSA 1978.

13 C. After consulting with the public school capital
14 outlay oversight task force and other experts, the council
15 shall regularly review and update statewide adequacy standards
16 applicable to all school districts. The standards shall
17 establish the acceptable level for the physical condition and
18 capacity of buildings, the educational suitability of
19 facilities and the need for technological infrastructure.
20 Except as otherwise provided in the Public School Capital
21 Outlay Act, the amount of outstanding deviation from the
22 standards shall be used by the council in evaluating and
23 prioritizing public school capital outlay projects.

24 D. The acquisition of a facility by a school
25 district or charter school pursuant to a financing agreement

.187790.6

1 that provides for lease payments with an option to purchase for
2 a price that is reduced according to lease payments made may be
3 considered a public school capital outlay project and eligible
4 for grant assistance under this section pursuant to the
5 following criteria:

6 (1) no grant shall be awarded unless the
7 council determines that, at the time of exercising the option
8 to purchase the facility by the school district or charter
9 school, the facility will equal or exceed the statewide
10 adequacy standards and the building standards for public school
11 facilities;

12 (2) no grant shall be awarded unless the
13 school district and the need for the facility meet all of the
14 requirements for grant assistance pursuant to the Public School
15 Capital Outlay Act;

16 (3) the total project cost shall equal the
17 total payments that would be due under the agreement if the
18 school district or charter school would eventually acquire
19 title to the facility;

20 (4) the portion of the total project cost to
21 be paid from the fund may be awarded as one grant, but
22 disbursements from the fund shall be made from time to time as
23 lease payments become due;

24 (5) the portion of the total project cost to
25 be paid by the school district or charter school may be paid

.187790.6

underscored material = new
[bracketed material] = delete

1 from time to time as lease payments become due; and

2 (6) neither a grant award nor any provision of
3 the Public School Capital Outlay Act creates a legal obligation
4 for the school district or charter school to continue the lease
5 from year to year or to purchase the facility.

6 E. In order to encourage private capital investment
7 in the construction of public school facilities, the purchase
8 of a privately owned school facility that is, at the time of
9 application, in use by a school district may be considered a
10 public school capital outlay project and eligible for grant
11 assistance pursuant to this section if the council finds that:

12 (1) at the time of the initial use by the
13 school district, the facility to be purchased equaled or
14 exceeded the statewide adequacy standards and the building
15 standards for public school facilities;

16 (2) at the time of application, attendance at
17 the facility to be purchased is at seventy-five percent or
18 greater of design capacity and the attendance at other schools
19 in the school district that the students at the facility would
20 otherwise attend is at eighty-five percent or greater of design
21 capacity; and

22 (3) the school district and the capital outlay
23 project meet all of the requirements for grant assistance
24 pursuant to the Public School Capital Outlay Act; provided
25 that, when determining the deviation from the statewide

.187790.6

1 adequacy standards for the purposes of evaluating and
2 prioritizing the project, the students using the facility shall
3 be deemed to be attending other schools in the school district.

4 F. It is the intent of the legislature that grant
5 assistance made pursuant to this section allows every school
6 district to meet the standards developed pursuant to Subsection
7 C of this section; provided, however, that nothing in the
8 Public School Capital Outlay Act or the development of
9 standards pursuant to that act prohibits a school district from
10 using other funds available to the district to exceed the
11 statewide adequacy standards.

12 G. Upon request, the council shall work with, and
13 provide assistance and information to, the public school
14 capital outlay oversight task force.

15 H. The council may establish committees or task
16 forces, not necessarily consisting of council members, and may
17 use the committees or task forces, as well as existing agencies
18 or organizations, to conduct studies, conduct surveys, submit
19 recommendations or otherwise contribute expertise from the
20 public schools, programs, interest groups and segments of
21 society most concerned with a particular aspect of the
22 council's work.

23 I. Upon the recommendation of the public school
24 facilities authority, the council shall develop building
25 standards for public school facilities and shall promulgate

underscored material = new
[bracketed material] = delete

1 other such rules as are necessary to carry out the provisions
2 of the Public School Capital Outlay Act.

3 J. No later than December 15 of each year, the
4 council shall prepare a report summarizing its activities
5 during the previous fiscal year. The report shall describe in
6 detail all projects funded, the progress of projects previously
7 funded but not completed, the criteria used to prioritize and
8 fund projects and all other council actions. The report shall
9 be submitted to the public education commission, the governor,
10 the legislative finance committee, the legislative education
11 study committee and the legislature."

12 SECTION 3. Section 22-24-5.6 NMSA 1978 (being Laws 2006,
13 Chapter 95, Section 6, as amended) is amended to read:

14 "22-24-5.6. OUTSTANDING DEFICIENCIES AT CERTAIN STATE
15 EDUCATIONAL INSTITUTIONS.--

16 A. In consultation with the higher education
17 department and the applicable board of regents, and after
18 reviewing the existing five-year facilities plan and the
19 facilities condition assessment, the public school facilities
20 authority shall verify the assessed outstanding health, safety
21 or infrastructure deficiencies at the [~~New Mexico school for~~
22 ~~the blind and visually impaired and the New Mexico school for~~
23 ~~the deaf~~] constitutional special schools and shall develop a
24 plan to correct the deficiencies.

25 B. The council may approve allocations from the

.187790.6

underscored material = new
[bracketed material] = delete

1 fund and, working with the higher education department and the
2 applicable board of regents, enter into construction contracts
3 to correct the deficiencies.

4 C. The council shall establish oversight functions
5 for the public school facilities authority and such other
6 guidelines and conditions as it deems necessary to ensure that
7 the allocations from the fund pursuant to this section are
8 expended in the most prudent manner possible and consistent
9 with the original purpose.

10 D. As used in the Public School Capital Outlay Act,
11 "public school capital outlay project", "capital outlay
12 project" or "project" includes a program for the correction of
13 deficiencies at the ~~[New Mexico school for the blind and~~
14 ~~visually impaired or at the New Mexico school for the deaf]~~
15 constitutional special schools pursuant to this section.

16 ~~[E. As used in Sections 22-24-5.1, 22-24-5.3 and~~
17 ~~22-24-5.5 NMSA 1978 and in Paragraph (10) of Subsection B of~~
18 ~~Section 22-24-5 NMSA 1978, "school district" includes the New~~
19 ~~Mexico school for the blind and visually impaired and the New~~
20 ~~Mexico school for the deaf.]"~~

21 SECTION 4. A new section of the Public School Capital
22 Outlay Act is enacted to read:

23 "[NEW MATERIAL] ADEQUACY STANDARDS--CONSTITUTIONAL SPECIAL
24 SCHOOLS.--Until July 1, 2018, the council may apply the
25 adequacy standards to the constitutional special schools on a

.187790.6

underscored material = new
[bracketed material] = delete

1 building-by-building basis rather than the entire campus.
2 After that time, the adequacy standards rankings shall be based
3 on the facilities condition of the entire campus."

4 - 21 -
5
6
7
8
9
10
11
12
13
14
15
16
17
18
19
20
21
22
23
24
25

.187790.6

FIFTIETH LEGISLATURE
SECOND SESSION, 2012

SB 196/a

February 8, 2012

Mr. President:

Your EDUCATION COMMITTEE, to whom has been referred

SENATE BILL 196

has had it under consideration and reports same with recommendation
that it **DO PASS**, amended as follows:

1. On page 13, line 19, after "appropriation", insert
"offset".,

and thence referred to the **FINANCE COMMITTEE**.

Respectfully submitted,

Cynthia Nava, Chairman

Adopted _____ Not Adopted _____
(Chief Clerk) (Chief Clerk)

Date _____

The roll call vote was 9 For 0 Against

Yes: 9

No: 0

Excused: Pinto

Absent: None

Most of the proposed standards are identical to the regular Adequacy Standards. It sets up a different class of schools from all other schools in the state. Any special requirements that these schools have that are different from regular schools should be incorporated in the Adequacy Standards rather than creating a new class of schools. This will benefit the school districts by helping establish facilities standards for special needs students at their home school district.

"Special Schools" are just two schools in the state, the School of the Deaf and School for Blind and Visually Handicapped. These school have special needs students, but so do other school districts. These school have a residential component, but so does the new Arts charter school in SF. The only real difference is that they are constitutionally created entities.

Integrating these campuses into the NMFCI and ranking process is problematic. These campuses are ranked by building (unlike any other school campus in the state). Other school campuses are ranked by a cumulative campus score. This creates an unequal application of standards developed to establish equity.

Special school buildings now occupy 11 slots in the top 104 schools on the NMCI, thus moving 11 formerly high ranking school campuses (with great facility needs) out of the top 104.

These campuses include buildings that have much deferred maintenance and facility deficiencies that will be addressed over the next six years with a great deal of money. Has the state engaged in discussions regarding the most effective way to provide educational services to these special needs students before investing this funding? What if new adequacy standards create a more acceptable learning environment in the students' home school district. Would distributed campuses serve students better than centralized boarding schools that take children away from their homes?

Susan Freed , Architectural Research Consultants, Inc.

2/14/2012 10:05 am

Sign in Sheet 2.14.2012
Adequacy Standards for Special Schools

Lenia M. Lee NMSBU Superintendent
Julie Walleisg, D/P/S
Susan Freed, ARC

SUMMARY OF COMMENTS AND STAFF RECOMMENDATIONS
DRAFT PSCOC RULES -- SPECIAL PURPOSE SCHOOLS EDUCATIONAL FACILITY ADEQUACY STANDARDS

<i>Section Addressed</i>	<i>Commentator</i>	<i>Summary of Public Comments</i>	<i>Staff Response/PSCOC Subcommittee Recommendation</i>
All	Linda Lyle, Superintendent New Mexico School for the Blind and Visually Impaired	Support the rule change that permits NMSD & NMSVBI to be included in the PSCOC process and to adopt these Adequacy Standards; this has been two and half years working partnership in the making with PSFA, PSCOC, NMSD and PSCOOTF. NMSBVI has learned a lot about their facilities, what they believe, what they practice, and how important their buildings and their care mean to them; I believe the AS will support their own mission and planning for our children's future. With PSCOC's/PSFA support they will be able to meet the needs for the blind in NM for many years to come.	
All	Julie Walesa, Architect Dekker Perich Sabatini	Support of the AS for the Special Schools, appreciate the effort and thought that has gone into this from all of the participants, this has been a good process and a step forward for meeting the needs of the school for the blind and the school for the deaf.	
All	Susan Freed, Planner ARC Planning Firm,	Written comments in addition to the verbal; see attached. Support the Adequacy Standards 100% because it has done marvelous things to achieve facility equity in the state, with regards to the addition to the Adequacy Standards (for the special schools) I have done a side by side comparisons, most of the proposed are identical to the Adequacy Standards (existing), differences are in regards to square footage per student for classrooms and other kinds of instructional spaces. Two different standards create different classes of schools; and special requirements should be incorporated into the existing AS. This will benefit the school district by helping establish facilities standards for the special needs students at their home school district. Supports combining the traditional school Adequacy Standards with the Special Schools Adequacy Standards	

TITLE 6 PRIMARY AND SECONDARY EDUCATION
CHAPTER 27 PUBLIC SCHOOL CAPITAL OUTLAY COUNCIL
PART 31 SPECIAL PURPOSE SCHOOLS EDUCATIONAL FACILITY ADEQUACY
STANDARDS

6.27.31.1 ISSUING AGENCY. Public School Capital Outlay Council
[6.27.31.1 NMAC - N, xx/xx/xx]

6.27.31.2 SCOPE. The purpose of this rule is to provide statewide adequacy standards for special purpose school buildings and sitesgrounds. ~~These standards shall serve to establish the level of standards necessary to provide and sustain the environment to meet the needs of special purpose schools and to assist their staff in developing their buildings and grounds.~~ The applications of these standards shall be limited to educational space and attributes needed to support educational and technology programs and curricula, including the expanded core curriculum, student housing and related services, and that is sustainable within the operational budget for staffing, maintenance, and full utilizations of the facilities. The New Mexico special purpose schools facilities adequacy standards are dynamic and the council plans to review them as necessary, and change them as time and circumstances require. These standards are intended for use in the evaluation of existing special purpose school facilities and are not intended to limit the flexibility of design solutions for new construction and renovation projects. A companion document is the New Mexico special purpose schools adequacy planning guide, provided by the state for use in the programming and design of school projects to meet adequacy. The New Mexico special purpose school adequacy planning guide is incorporated by reference into these standards, and may be amended by the council with adequate notice and input from the public.
[6.27.31.2 NMAC - N, xx/xx/xx]

6.27.31.3 STATUTORY AUTHORITY. The Public School Capital Outlay Act, Section 22-24-5 NMSA 1978.
[6.27.31.3 NMAC - N, xx/xx/xx]

6.27.31.4 DURATION. Permanent
[6.27.31.4 NMAC - N, xx/xx/xx]

6.27.31.5 EFFECTIVE DATE. _____
[6.27.31.5 NMAC - N, xx/xx/xx]

6.27.31.6 OBJECTIVES. The New Mexico special purpose school adequacy standards establish the acceptable levels for the physical condition and capacity of school buildings, the educational suitability of those facilities and the need for technological infrastructure at those facilities. The standards are not intended to restrict a facility's size.
[6.27.31.6 NMAC - N, xx/xx/xx]

6.27.31.7 DEFINITIONS. Unless otherwise specified, the following definitions apply:

- A. "art education program" includes visual and performing arts programs;
- B. "combination school" means a school that contains the elementary, middle school/junior high school and high school or any combination thereof;
- C. "council" means the public school capital outlay council;
- D. "equipment" means a specified item not affixed to the real property of a special purpose school facility;
- E. "expanded core curriculum" means a curriculum that recognizes experiences and concepts students without visual or auditory impairments learn casually and incidentally must be systematically and sequentially taught to students with visual and auditory impairments;
- F. "exterior envelope" means the exterior walls, floor and roof of a building;
- G. "fixture" means a specified item that is affixed to the real property of a special purpose school facility;
- H. "general use classroom" means a classroom space that is or can be appropriately configured for instruction in at least the areas of language arts, mathematics and social studies;

- I. “gross sf” means a measurement from exterior wall to exterior wall and calculated to obtain the gross square footage of a space;
 - J. “infrastructure” means the on-site physical support systems needed for the operation of the school, including internal roads, and utilities, and drainage systems, and building subsystems such as structure, mechanical, electrical, data, and telecommunications;
 - K. “intensive support space” means a space to accommodate programs serving students with severe or multiple handicaps and primarily in need of habilitation and treatment, while requiring a staff person for small groups of students within the class;
 - L. “interior finish” means an aesthetic or protective final coating or fabric applied to an exposed surface inside the building;
 - M. “interior surface” means any exposed area of the interior enclosure for an interior space, finished or unfinished;
 - N. “net sf” means a measurement from interior face of wall to interior face of wall and calculated to obtain the net square footage of a space;
 - O. “planned school program capacity” means the planned number of students to be accommodated in the entire facility when all phases of construction are fully completed; these shall include students in regular education classes in combination with special education students requiring special education classrooms in compliance with public education department requirements;
 - P. “resident” means a student who lives in residential housing while attending a special purpose school;
 - Q. “residential housing” means the space provided at a special purpose school for students to sleep, perform personal hygiene activities, study, socialize, engage in structured and unstructured recreational activities, prepare meals and dine, and to engage in other activities that a student attending a non-residential school might otherwise engage in outside of the traditional school day;
 - R. “space” means the net square footage located within the interior of a building;
 - S. “special purpose school facility” means a building or group of buildings and outdoor area that are administered together to comprise a special purpose school;
 - T. “special purpose school site or special purpose school campus” means one or more parcels of land where a special purpose school facility is located; more than one school facility may be located on a school site or school campus;
 - U. “special purpose schools” means the New Mexico school for the deaf (NMSD) and the New Mexico school for the blind and visually impaired (NMSBVI);
 - V. “specialty classroom” means a classroom space that is or can be appropriately configured for instruction in a specific subject such as science, physical education, special education or art;
 - W. “specialty program capacity” means the planned number of students to be accommodated in a specialty program area in compliance with public education department requirements;
 - X. “students” means the total enrollment of students on the current roll of a class or special purpose school on a specified day; and
 - Y. “teacherage” means a residence that houses a teacher or administrator on site.
- [6.27.31.7 NMAC - N, xx/xx/xx]

6.27.31.8 GENERAL REQUIREMENTS. These standards are not intended to supersede or omit compliance with applicable building and fire code or any other code, regulation, law or standard that has been adopted by state agencies.

A. Building condition. A special purpose school facility must be safe and capable of being maintained.

(1) Structural. A special purpose school facility must be structurally sound. A special purpose school facility shall be considered structurally sound and safe if the building presents no imminent danger or major visible signs of decay or distress.

(2) Exterior envelope. An exterior envelope is safe and capable of being maintained if:

- (a) walls and roof are weather tight under normal conditions with routine upkeep; and
- (b) doors and windows are weather tight under normal conditions with routine upkeep, and the building structural systems support the loads imposed on them.

(3) Interior surfaces. An interior surface is safe and capable of being maintained if it is:

- (a) structurally sound;
- (b) capable of supporting a finish; and

- (c) capable of continuing in its intended use, with normal maintenance and repair.
- (4) Interior finishes. An interior finish is safe and capable of being maintained if it is:
 - (a) free of exposed lead paint;
 - (b) free of friable asbestos; and
 - (c) capable of continuing in its intended use, with normal maintenance and repair.

B. Building systems. Building systems in a special purpose school facility must be in working order and capable of being properly maintained. Building systems include roof, plumbing, telephone, electrical and heating and cooling systems as well as fire alarm, 2-way internal communication, appropriate technological infrastructure and security systems.

(1) General. A building system shall be considered to be in working order and capable of being maintained if all of the following apply:

- (a) The system is capable of being operated as intended and maintained.
- (b) Newly manufactured or refurbished replacement parts are available.
- (c) The system is capable of supporting the adequacy standards established in this rule.
- (d) Components of the system present no imminent danger of personal injury.

(2) Plumbing fixtures. A special purpose school facility shall be equipped with sanitary facilities in accordance with the New Mexico building code. Fixtures shall include, but are not limited to, water closets, urinals, lavatories and drinking fountains. In all new construction, restrooms shall be available so students will not have to exit the building. In existing facilities, restrooms shall be available for classrooms for grades 5 and below, and special needs classrooms, without having to exit the building, wherever possible within reasonable cost constraints.

(3) Fire alarm and emergency notification system. A special purpose school facility shall have a fire alarm and emergency notification system as required by applicable state fire codes and appropriate emergency procedures.

(4) 2-way communication system. A special purpose school facility shall have a 2-way internal communication system between a central location and each classroom, isolated office space, library, physical education space, cafeteria, and other regularly-used spaces.

[6.27.31.8 NMAC - N, xx/xx/xx]

6.27.31.9 CLASSIFICATION OF SPECIAL PURPOSE SCHOOLS. The classifications for special purpose schools school grade levels under these standards are:

- A. Preschool
- B. Elementary school: kindergarten - grade 6
- C. Middle school/junior high school: grades 7 - 8
- D. High school: grades 9 - 12
- E. Combination school: includes some or all of the grade levels in A, B, C or D, above.

[6.27.31.9 NMAC - N, xx/xx/xx]

6.27.31.10 SPECIAL PURPOSE SCHOOL SITE. A special purpose school site shall be of sufficient size to accommodate safe access, parking, drainage and security. Additionally, the site shall be provided with an adequate source of water and appropriate means of effluent disposal.

A. Safe access. A special purpose school site shall be configured for safe and controlled access that separates pedestrian from vehicular traffic. If buses are used to transport students then separate bus loading/unloading areas shall be provided wherever possible. Dedicated student drop-off and pickup areas shall be provided for safe use by student passengers arriving or departing by automobile.

B. Parking. A special purpose school site shall include a maintainable surfaced area that is stable, firm and slip resistant and is large enough to accommodate 1.5 parking spaces /staff full time equivalent employee and sufficient space to accommodate demonstrated need for student parking. If this standard is not met, alternative parking may be approved after the sufficiency of parking at the site is reviewed by the council using the following criteria:

- (1) availability of street parking around the school;
- (2) availability of any nearby parking lots;
- (3) availability of public transit;
- (4) number of staff who drive to work on a daily basis; and
- (5) average number of visitors on a daily basis.

C. Drainage. A special purpose school site shall be configured such that runoff does not undermine the structural integrity of the school buildings located on the site or create flooding, ponding or erosion resulting in a threat to health, safety or welfare.

D. Security.

(1) All special purpose schools shall have safe and secure site fencing or other barriers with accommodations for safe passage through openings to protect students from the hazards of traffic, railroad tracks, steep slopes, animal nuisance, and to discourage unauthorized access to the campus. This standard is met if the entire school is fenced or walled. If this standard is not met, alternative security may be approved after the sufficiency of security at the site is reviewed by the council using the following criteria:

- (a) amount of vehicular traffic near the school site;
- (b) existence of hazardous or natural barriers on or near the school site;
- (c) amount of animal nuisance or unique conditions near the school site;
- (d) visibility of the play/physical education area; and
- (e) site lighting, as required to meet safe, normal access conditions.

(2) For special purpose schools which include students below grade 6, a fenced or walled play/physical education area shall be provided.

[6.27.31.10 NMAC - N, xx/xx/xx]

6.27.31.11 SITE RECREATION AND OUTDOOR PHYSICAL EDUCATION. A special purpose school facility shall have area, space and fixtures, in accordance with the equipment necessary to meet the educational requirements of the public education department, for physical education activity and shall be provided based on the planned school program capacity.

A. Preschool. Safe play area(s) shall be conveniently accessible to students.

B. Elementary school. Safe play area(s) and playground(s) including hard surfaced court(s) or unpaved recreation area(s) shall be conveniently accessible to the students. Play area(s) and appropriate equipment for physical education and school recreational purposes shall be provided based on the planned school program capacity.

C. Middle school/junior high school. Hard surfaced court(s) and playing field(s) for physical education activities shall be provided. Playing field(s) and equipment shall be based on the planned school program capacity.

D. High school. A paved multipurpose play surface and a playing field for physical education activities shall be provided. Playing fields and equipment shall be based on the planned school program capacity.

E. Combination school. A combination school shall provide the elements of the grades served by Subsections A, B, C and D above without duplication, but shall meet the highest standard.

[6.27.31.11 NMAC - N, xx/xx/xx]

6.27.31.12 ACADEMIC CLASSROOMS. All classroom space shall meet or exceed the requirements listed below:

A. Classroom space. Classroom space shall be sufficient for appropriate educational programs for the class level needs.

B. Classroom fixtures and equipment

(1) Each general and specialty classroom shall contain a work surface and seat for each student in the classroom. The work surface and seat shall be appropriate for the normal activity of the class conducted in the room.

(2) Each general and specialty classroom shall have an erasable surface and a surface suitable for projection purposes, appropriate for group classroom instruction, and a display surface. A single surface may meet one or more of these purposes.

(3) Each general and specialty classroom shall have storage for classroom materials or access to conveniently located storage.

(4) Each general and specialty classroom shall have a work surface and seat for the teacher and for the aide assigned to the classroom, and it shall have secure storage for student records that is located in the classroom or is convenient to access from the classroom.

C. Classroom lighting

(1) Each general and specialty classroom shall have a light system capable of maintaining at least 50 foot-candles of well-distributed light. Provide appropriate task lighting in specialty classrooms where enhanced visibility is required.

(2) The light level shall be measured at a work surface located in the approximate center of the classroom, between clean light fixtures.

D. Classroom temperature

(1) Each general and specialty classroom shall have a heating, ventilation and air conditioning (HVAC) system capable of maintaining a temperature between 68 and 75 degrees fahrenheit with full occupancy.

(2) The temperature shall be measured at a work surface in the approximate center of the classroom.

E. Classroom acoustics

(1) Each general and specialty classroom shall be maintainable at a sustained background sound level of less than 55 decibels.

(2) The sound level shall be measured at a work surface in the approximate center of the classroom.

F. Classroom air quality

(1) Each general, science and arts classroom shall have an HVAC system that continually moves air and is capable of maintaining a CO₂ level of not more than 1,200 parts per million.

(2) The air quality shall be measured at a work surface in the approximate center of the classroom.

[6.27.31.12 NMAC - N, xx/xx/xx]

6.27.31.13 GENERAL USE CLASSROOMS (LANGUAGE ARTS, MATHEMATICS AND SOCIAL STUDIES).

A. Cumulative classroom net square foot (sf) requirements, including in-classroom storage space, shall be at least:

- | | |
|---|---|
| (1) NMSD preschool | 110 net sf/student, but not less than 450 net sf. |
| (2) NMSD elementary | 80 net sf/student, but not less than 450 net sf. |
| (3) NMSD middle/high school | 75 net sf/student, but not less than 450 net sf. |
| (4) NMSBVI preschool | 110 net sf/student, but not less than 450 net sf. |
| (5) NMSBVI elementary | 90 net sf/student, but not less than 450 net sf. |
| (6) NMSBVI middle/high school | 85 net sf/student, but not less than 450 net sf. |
| (7) Based on demonstrated need, minimum classroom sizes listed in (1) through (6) shall not | |

preclude individual or small group instruction spaces that are smaller.

B. Sufficient number of classrooms shall be provided to meet the special purpose school's student/staff ratio requirements and to accommodate at least eight students per classroom, unless otherwise stated in this standard.

[6.27.31.13 NMAC - N, xx/xx/xx]

6.27.31.14 SPECIALTY CLASSROOMS.

A. Science:

(1) For elementary schools, no additional space is required beyond the classroom requirement. This space is included in the academic classroom requirement and may be used for other instruction.

(2) For middle school and high school:

(a) NMSD science classroom. At least 12.5 net sf/student, but not less than 900 net sf. The space shall have science fixtures and equipment necessary to meet the educational requirements of the special purpose school.

(b) NMSBVI science classroom. At least 13 net sf/student, but not less than 900 net sf. The space shall have science fixtures and equipment, necessary to meet the educational requirements of the special purpose school.

(3) If an alternate science learning method is used by a special purpose school, the school shall verify the appropriate alternate fixtures and equipment to the council. Provide at least 80 net sf for securable, well-ventilated storage/prep space for each science room having science fixtures and equipment. Storage/prep room(s) may be combined and shared between more than one classroom.

B. Intensive support classroom. If an intensive support education space is provided and the space is required to support educational programs, services, and curricula, the space shall be at least 150 net sf/student occupant, but not less than 450 net sf. When the need is demonstrated additional space in the classroom shall be provided with, or students shall have an accessible route to; an accessible unisex restroom with one toilet, sink, washer/dryer and shower stall/tub, and at least 15 net sf of storage. When the need is demonstrated in 7th grade classrooms and above, a kitchenette with at least 15 net sf of storage shall be provided.

C. Art education programs. A special purpose school facility shall have classroom space to deliver art education programs, including dance, music, theatre/drama, and visual arts in accordance with the school's

educational program, or have access to an alternate learning method. Classroom space(s) for art education shall not be smaller 650 net sf. Art education classroom space(s) may be included in the academic classroom requirement and may be used for other instruction.

(1) Elementary school. Art education programs may be accommodated within a general use or dedicated art classroom. A special purpose elementary school art program shall not be less than 5 net sf/elementary school student.

(2) NMSD middle school/high school art education program shall not be less than 10 net sf/middle or high school student.

(3) NMSBVI art education program shall not be less than 12.5 net sf/middle or high school student.

D. Expanded core curriculum. Space shall be provided that may include classrooms, industrial, or other types of spaces to support the expanded core curriculum, or access to alternative learning methods shall be provided.

(1) The NMSD expanded core program space shall not be less than 3,000 net sf plus 18 net sf/student in grades 7 through 12.

(2) The NMSBVI expanded core program space shall not be at less than 3,500 net sf plus 22 net sf/student in grades 1 through 12.

(3) Combination school. A combination school shall provide the elements of the grades served by Paragraphs (1) and (2) above without duplication, but meeting the higher standards.

E. Technology-aided instruction. A special purpose school facility shall have space to deliver educational technology-aided instructional programs or have access to an alternate learning method. This requirement may be distributed throughout other program spaces within the facility.

(1) NMSD. Provide space that meets 8 net sf/student of the planned school program capacity, with not less than 650 net sf.

(2) NMSBVI. Provide space that meets 7.5 net sf/student of the planned school program capacity, with not less than 650 net sf.

(4) Combination school. A combination school shall provide the elements of the grades served by Paragraphs (1) and (2) above without duplication, but meeting the higher standards.

F. Alternate delivery method. If an alternate delivery method is used by a special purpose school for instruction, the space used for the alternate method may be approved following review by the council.

[6.27.31.14 NMAC - N, xx/xx/xx]

6.27.31.15 PHYSICAL EDUCATION.

A. General requirements. A special purpose school facility shall have an area, space and fixtures for physical education activity. This space may have more than one function and may fulfill more than one standard requirement.

(1) Elementary school. Provide an indoor physical education teaching facility with at least 2,400 net sf. This space may have multi-purpose use in accommodating other educational program activities such as art program performances.

(2) Middle school/junior high school. For a middle school/junior high school facility, an indoor physical education teaching facility that shall not be less than 5,200 net sf plus bleachers for 1.5 design capacity.

(3) High school. A physical education complex shall not be less than 6,500 net sf plus bleachers for 1.5 design capacity.

(4) Combination school. Provide the elements of the grades served by Paragraphs (1), (2) and (3) above without duplication, but meeting the higher net sf standards with bleacher capacity for at least 2.0-planned school program capacity. A single high school gymnasium shall fulfill the minimum requirements of both high school and middle school/junior high school classes. If the special purpose school includes an elementary, then it shall provide in addition the separate space required for an elementary school. This space may have more than one function and may fulfill more than one standard requirement.

B. Additional physical education requirements. In addition to space requirements in Subsection A:

(1) Elementary school. One office shall be provided, with physical education equipment storage with not less than 200 net sf. This space may have more than one function and may fulfill more than one standard requirement.

(2) Middle school/junior high school. Physical education equipment storage space shall be provided. Two dressing rooms shall be provided, with lockers, showers and restroom fixtures. Two offices shall be provided, each with not less than 150 net sf. Each shall be provided with a telephone.

(3) High school. Physical education equipment storage space shall be provided. Two dressing rooms shall be provided, with lockers, showers and restroom fixtures. Two offices shall be provided, each with not less than 150 net sf. Each shall be provided with a telephone.

(4) Combination school. A combination school shall provide the elements of the grades served by Paragraphs (1), (2) and (3) above without duplication, but meeting the higher standards.
[6.27.31.15 NMAC - N, xx/xx/xx]

6.27.31.16 LIBRARIES AND MEDIA CENTERS/RESEARCH AREA - GENERAL REQUIREMENTS.

A. A special purpose school facility shall have space for students to access research materials, literature, non-text reading materials, books and technology. This shall include space for reading, listening and viewing materials.

(1) Elementary school. The area for stacks and seating space shall be at least 3 net sf/student of the planned school program capacity, but shall not be less than 1,000 net sf. In addition, office/workroom space and secure storage shall be provided.

(2) Middle school/junior high school or high school. The area for stacks and seating shall not be less than 3 net sf/student of the planned school program capacity. In addition, office/workroom space and secure storage shall be provided.

(3) Combination school. Provide the elements of the grades set out in Paragraphs (1) and (2) above without duplication, but meeting the higher standards.

(4) Special purpose schools that have residential housing shall provide an additional 1,000 net sf of stacks and seating.

B. A special purpose school facility shall have library fixtures, equipment and resources in accordance with the standard equipment necessary to meet the educational requirements of the public education department.

[6.27.31.16 NMAC - N, xx/xx/xx]

6.27.31.17 FOOD SERVICE.

A. Cafeterias - general requirements

(1) Serving and dining. A special purpose school facility shall have a covered area or space, or combination, to permit students to eat within the school site, outside of general classrooms. This space may have more than one function and may fulfill more than one adequacy standards requirement. Dining area shall be sized for the planned school program capacity to allow for a meal period requiring no more than 3 servings. The dining area shall have no less than 15 net sf/seated student.

(2) Serving area shall be provided in addition to dining area.

(3) Fixtures and equipment. A special purpose school facility shall have space, fixtures and equipment accessible to the serving area, in accordance with the standard equipment required, for the preparation, receipt, storage or service of food to students.

(a) The space, fixtures and equipment shall be appropriate for the food service program of the school facility and shall be provided in consideration of the location of the facility and frequency of food service supply deliveries. Food service facilities and equipment shall comply with the food service and food processing regulations of the New Mexico department of environment.

(b) Fixtures and equipment should include: food prep area items, including sink, oven, range, serving area equipment (or buffet equipment), dishwasher, and cold storage, dry storage and other appropriate fixture and equipment items.

B. Kitchen. Kitchen and equipment shall comply with either the food preparation kitchen or the serving kitchen standards defined as follows:

(1) Food preparation kitchen - 2 net sf/meal served minimum based upon the single largest serving period:

(a) Elementary school: 1,000 net sf minimum

(b) Middle school/junior high school: 1,600 net sf minimum

(c) High school: 1,700 net sf minimum

(d) Combination school: shall provide the elements of the grades served by Subparagraphs (a), (b) and (c) above without duplication, but meeting the higher standards.

(e) Special purpose schools that have residential housing shall provide an additional 400 net sf of storage for residential housing-based nutrition and snack requirements.

(2) Serving kitchen. Where food is not prepared, there shall be a minimum of 200 net sf with a hand wash sink and a phone.

[6.27.31.17 NMAC - N, xx/xx/xx]

6.27.31.18 STUDENT LIFE.

A. Dormitory suites. Special purpose schools that provide residential housing shall have space for students to sleep, perform personal hygiene activities, study, socialize, engage in structured and unstructured recreational activities, and to participate in other activities in which a student attending a non-residential school might otherwise engage outside of the traditional school day.

(1) A dormitory suite shall have at least 180 net sf/occupant.

(2) A handicapped-accessible dormitory suite shall have at least 220 net sf/occupant. Handicapped-accessible dormitory rooms shall be provided based on demonstrated need.

B. Student recreation center. A student recreation center shall consist of at least 800 net sf plus 25 net sf/resident. In addition to the student recreation center, students shall have access to indoor physical education space for the purpose of structured and unstructured physical activities.

C. Outdoor recreation. Residents shall have access to safe, secure, outdoor recreation spaces where they can engage in structured and unstructured recreational activities. In addition to outdoor recreational space, residents shall have access to outdoor physical education space for the purpose of structured and unstructured recreational activities.

[6.27.31.18 NMAC - N, xx/xx/xx]

6.27.31.19 OTHER FACILITY AREAS.

A. Parent workspace. A school facility shall include a workspace for use by parents. If this space is provided, it shall consist of at least .5 net sf/student of the planned school program capacity but no less than 150 net sf. The space may consist of more than one room and may have more than one function.

B. Administrative space. A special purpose school facility shall have space to be used for the administration of the school. The space shall consist of a minimum of 150 net sf, plus 5 net sf/student of the planned school program capacity.

C. Student health. A special purpose school facility shall have space to separate a sick student from the other students and may include space for the delivery of other related programs. This space shall be a designated space that is accessible to a restroom, and shall not be less than 805 net sf plus 1 net sf/student of the planned school program capacity. The space may consist of more than one room and may have more than one function. This space shall include a telephone.

D. Counseling. A special purpose school shall have space for counseling of students and related activities. This space shall consist of 250 net sf plus 2 net sf/student of the planned school program capacity.

E. Therapy. A special purpose school shall have space for occupational, physical and other types of therapy for students. This space shall consist of 225 net sf plus 8 net sf/student of the planned school program capacity.

F. Faculty workspace or teacher lounge. A special purpose school facility shall have workspace available to the faculty. This space is in addition to any workspace available to a teacher, in or near a classroom. The space shall consist of 5 net sf/student of the planned school program capacity with no less than 150 net sf. The space may consist of more than one room and may have more than one function. This space shall include a break area with a sink.

[6.27.31.19 NMAC - N, xx/xx/xx]

6.27.30.20 GENERAL STORAGE (EXCLUDES LOCKERS, JANITORIAL, KITCHEN, GENERAL CLASSROOM, SPECIALTY CLASSROOMS, AND ADMINISTRATIVE STORAGE). For storage, at least 4 net sf/student of the planned school program capacity may be distributed in or throughout any type of room or space, but may not count toward required room square footages. General storage must be securable and include textbook storage.

[6.27.31.20 NMAC - N, xx/xx/xx]

6.27.31.21 MAINTENANCE OR JANITORIAL SPACE. Each special purpose school shall designate 2 net sf/student of the planned school program capacity for maintenance or janitorial space. Janitorial space shall include a janitorial sink.

[6.27.31.21 NMAC - N, xx/xx/xx]

6.27.31.22 STANDARDS VARIANCE.

A. The council may grant a variance from any of the adequacy standards. The council shall grant a variance if it determines that the intent of the standard can be met by the special purpose school in an alternate manner, or if a variance is required for appropriate programmatic needs as demonstrated by the school. If the council grants the variance, the special purpose school shall be deemed to have met the standard.

B. The council may, with adequate justification, also grant a variance from any of the provisions of the special purpose school adequacy planning guide provided by the state for use in the programming and design of school projects to meet adequacy. Such variance shall be considered through an appeal to the council by the school following a final administrative interpretation of the planning guide. Procedures for achieving final administrative interpretation and filing an appeal to the council for a variance are as provided for in the planning guide document.
[6.27.31.22 NMAC - N, xx/xx/xx]

HISTORY OF 6.27.31 NMAC: [Reserved]

TAB 5

2012-2013

**Standards-Based Capital
Outlay Award Applications
& Funding Pool**

- a. 2012-13 Application Announcement
- b. Funding Pool (Awards Subcommittee Recommendation)
- c. 2012-13 Proposed Workplan/Timeline

**State of New Mexico
Public School Capital Outlay Council**

Chair:
David Abbey, LFC

Members:
Paul Aguilar, PED
Frances Maestas, LESC
Tom Clifford, DFA



Public School Facilities Authority
Robert Gorrell, Director
2019 Galisteo, Suite B-1
Santa Fe, NM 87505
(505) 988-5989 Fax: (505) 988-5933

Vice Chair:
Keith Gardner, Governor's Office

Members:
J. Dee Dennis Jr., RLD
Joe Guillen, NMSBA
Raul Burciaga, LCS
Gene Gant, PEC

M E M O R A N D U M

March 5, 2012

To: School Districts and Charter Schools

From: Robert A. Gorrell, Director, PSFA

Subject: 2012-2013 Standards-Based Capital Outlay & Roofing Award Process

The PSCOC will have a limited pool of funds available for 2012-2013 Standards-Based awards for highly-ranked school projects, and for *urgently-needed* repairs to school roofs, regardless of schools' NMCI rank.

The deadline to submit initial applications for both programs is April 2, 2012, through PSFA's on-line application system. Based on the criticality of need and on project readiness, funds earmarked for these programs will be awarded to applicant districts and charters in July 2012.

The 2012-2013 Preliminary NMCI Ranking and all application documents can be found under the "PSCOC Application Process" heading in the index on the left side of the PSFA's home page at www.nmpsfa.org. In addition, please see the revised timeline for other key dates during this award cycle.

Eligibility for standards-based capital outlay school funding is subject to the following limitations:

- Only highly-ranked projects within the top 100 of the 2012-2013 NMCI Preliminary Ranking will be considered. Based on the number of pre-applications received by the April 2, 2012 due date, a final funding pool will be established that will be used to determine eligibility to complete the full application and be considered for an award.
- District match requirements per state/local match percentage (to be recalculated in May 2012).
- Sufficient district local matching dollars in place. The PSCOC may consider limited approval of requests for waivers or advances for this funding program upon districts qualifying under certain conditions and evidence that no other funds are available.
- Per standard criteria for all PSCOC funding, a current district facility master plan, preventive maintenance plan and use of FIMS are prerequisites.

Eligibility for the separate standards-based roofing projects is subject to the following limitations:

- Expeditionary project completion. Awarded projects *must* be completed within eighteen months of the award date. If a project has been awarded funds and is not completed by deadline, awarded funds will be re-allocated.
- Willingness of applicant districts to expend up-front dollars on validation of roof repairs and criticality by qualified roof consultants, which will be reimbursed only for PSCOC-awarded applications.
- Sufficient district local matching dollars in place. Only school facilities needed to meet the statewide adequacy standards are eligible. The PSCOC may consider approval of requests for advances for this funding program upon districts qualifying under certain conditions and evidence that no other funds are available.
- Per standard criteria for all PSCOC funding, a current district facility master plan, preventive maintenance plan and use of FIMS are prerequisites, and the roof project for which the district is applying for funds should appear in the district facility master plan. *Until funds are available for repair or replacement, problem roofs should receive proper maintenance to remain as functional as possible.*

If the district has a school that the district believes is not adequately reflected in the preliminary NMCI rankings, please contact the respective PSFA Regional Manager to coordinate further review or administrative remedies before making a formal appeal to the PSCOC. The deadline for formal appeal is **April 2, 2012 at 5:00 P.M.**

Highlight of other key dates following required April 2nd submission of initial applications:

April 12, 2012	PSCOC Meeting to consider NMCI rank appeals and determine funding pool
May 4, 2012	2012-2013 Standards-Based Capital Outlay Full Applications due
May 10-25, 2012	PSFA RM site visits and assistance to districts
May 28, 2012	Roof Consultant notices to proceed from districts
June 8, 2012	2012-2013 Standards-Based Capital Outlay Final Applications due
June 21-22, 2012	PSCOC District Presentation Meeting (tentative – location to be determined)
June 28, 2012	Roof consultant site visits conclude with reports due to PSFA
July 26, 2012	PSCOC Award Meeting

Please contact the respective district PSFA Regional Manager for questions or further details about these initiatives and/or the application process.

2012-2013 wNMCI Preliminary Ranking, Sorted by Rank

Rank	District	School Name	Gross Area (Sq. Ft.)	Weighted NMCI
05-06-38	Espanola	New Alcalde ES		99.31%
06-07-01	Rio Rancho	Vista Grande ES	105,131	584.27%
06-07-18	West Las Vegas	Union Street ES	14,580	97.22%
06-07-24	Deming	Deming HS	180,000	92.48%
06-07-50	Gadsden	Gadsden HS	277,268	73.90%
07-08-05	Rio Rancho	Colinas del Norte ES	86,750	141.18%
07-08-25	West Las Vegas	West Las Vegas Family Partnership	6,318	76.60%
07-08-80	Espanola	Espanola MS East	30,711	55.80%
07-08-112	Ruidoso	Nob Hill ES	84,401	51.47%
08-09-02	Questa-Charter	Roots & Wings Community School	28,491	112.50%
08-09-29	Clovis	James Bickley ES	39,383	75.53%
08-09-32	Clovis	Lockwood ES	47,384	73.87%
08-09-90	Central	Natanni Nez ES	87,204	56.04%
08-09-92	Raton	New Combined Elementary School	32,620	55.34%
09-10-03	Las Cruces	Loma Heights ES	46,443	87.82%
09-10-39	Eunice	Caton MS	74,332	64.00%
10-11-03	Gallup McKinley	Juan de Onate ES	43,291	88.20%
10-11-07	Gallup McKinley	Washington ES	43,512	74.84%
10-11-10	Roswell	Valley View ES	36,050	69.57%
10-11-11	Cobre	Bayard ES	55,240	68.50%
10-11-16	Gallup McKinley	Church Rock Academy ES	38,202	63.49%
10-11-17	Gallup McKinley	Thoreau ES	48,006	62.93%
10-11-20	Los Alamos	Aspen ES	49,559	59.71%
10-11-23	Gallup McKinley	Jefferson ES	39,299	58.10%
10-11-27	Las Cruces	Las Cruces HS	302,474	57.26%
10-11-32	Alamogordo	Yucca ES	55,212	56.05%
10-11-32	Alamogordo	New Elementary School	55,212	56.05%
10-11-33	Roswell	Berrendo ES	51,055	55.73%
10-11-36	Gallup McKinley	Lincoln ES	36,513	54.17%
10-11-37	Roswell	Military Heights ES	40,324	52.99%
10-11-38	Los Alamos	Los Alamos MS	97,143	52.37%
10-11-48	Roswell	El Capitan ES	43,478	48.38%
10-11-57	Gallup McKinley	Roosevelt ES	33,527	45.22%
11-12-10	Socorro	San Antonio ES	14,875	81.45%
11-12-22	Belen	Family Alternative School	4,450	70.26%
11-12-30	Bernalillo	Bernalillo HS	234,905	66.34%
11-12-34	Espanola	E. T. S Fairview ES	50,492	64.11%
11-12-36	T or C	Truth or Consequences ES	53,264	63.45%
11-12-37	Santa Rosa	Rita Marquez / Anton Chico	26,993	63.15%
11-12-48	Estancia	Estancia MS	35,986	59.50%
11-12-52	Albuquerque	Douglas MacArthur ES	44,441	57.77%
11-12-56	Albuquerque	Chaparral ES	89,125	56.91%
11-12-59	Albuquerque	McKinley MS	100,710	56.01%
11-12-60	Espanola	Velarde ES	25,206	55.94%

2012-2013 wNMCI Preliminary Ranking, Sorted by Rank

Schools with "XX-XX-XX" rankings are projects that received partial funding through a previous standards-based award. The rank is formatted by award year followed by the rank from that award cycle. These projects may be eligible for additional phase funding upon submission of an application in current or future award cycles.

1	NMSD Santa Fe Campus	Site	262,052	136.60%
2	Roswell	Del Norte ES	48,165	85.82%
3	Deming	Deming Intermediate School	80,043	84.88%
4	Espanola-Charter	Carinos Charter	42,366	82.31%
5	Taos	Taos Chrysalis School	7,440	79.88%
6	NMSBVI Alamogordo Campus	Site	180,521	76.58%
7	NMSBVI Alamogordo Campus	Health Services (1933)	3,220	71.92%
8	Rio Rancho	Lincoln MS	117,695	71.22%
9	Capitan	Capitan HS	78,298	70.52%
10	Reserve	Glenwood ES	5,841	69.26%
11	Central Consolidated	Grace B. Wilson ES	53,816	64.93%
12	Alamogordo	Oregon ES	35,162	63.47%
13	Albuquerque	Lew Wallace ES	39,608	63.21%
14	Alamogordo	High Rolls Mountain Park ES	12,354	62.78%
15	Roswell	Mesa MS	80,242	61.20%
16	Capitan	Capitan ES	38,844	61.03%
17	Lordsburg	Southside ES	17,674	59.51%
18	Mesa Vista	Ojo Caliente ES	21,242	59.18%
19	Albuquerque	Zia ES	71,553	58.11%
20	Reserve	Reserve Combined School	90,992	57.11%
21	Albuquerque	Hubert Humphrey ES	59,698	56.64%
22	NMSD Santa Fe Campus	Bldg 12-Health Center	6,154	56.51%
23	Roswell	Nancy Lopez ES	32,462	55.01%
24	Tatum	Tatum ES	36,745	54.04%
25	Roswell	Parkview Early Literacy Center	27,796	53.61%
26	Albuquerque	Bellehaven ES	51,904	53.21%
27	Albuquerque	Zuni ES	60,246	52.72%
28	Santa Fe-Charter	Tierra Encantada Charter	28,000	52.47%
29	Albuquerque	Monte Vista ES	62,325	52.45%
30	Albuquerque	Marie M. Hughes ES	69,922	51.92%
31	Central Consolidated	Ruth N. Bond ES	73,620	50.28%
32	Taos	Ranchos de Taos ES	55,851	49.08%
33	Espanola	Los Ninos Kindergarten	23,388	48.53%
34	Clayton	Clayton HS	95,399	47.84%
35	Silver-State Chartered	Aldo Leopold Charter	10,800	47.03%
36	Albuquerque	Taylor MS	108,601	46.68%
37	Gadsden	Desert View ES	52,854	46.42%
38	Central Consolidated	Newcomb HS	102,089	45.73%
39	Jemez Valley-Charter	San Diego Riverside Charter School	18,816	45.71%
40	Roswell	Washington Avenue ES	38,950	45.68%
41	Zuni	Dowa Yalanne ES	64,014	45.39%
42	Animas	Animas ES	24,376	44.85%
43	Lordsburg	Lordsburg HS	86,668	44.71%
44	Animas	Animas MS/HS	82,237	44.68%

2012-2013 wNMCI **Preliminary** Ranking, Sorted by Rank

45	Clovis	Highland ES	47,899	44.53%
46	Zuni	A:Shiwi ES	56,037	44.32%
47	Bernalillo	Santo Domingo ES/MS	78,213	44.05%
48	NMSD Santa Fe Campus	Cartwright Hall	22,457	44.00%
49	Los Alamos	Barranca Mesa ES	61,871	43.86%
50	Eunice	Eunice HS	115,695	43.67%
51	Albuquerque	Truman MS	123,198	42.55%
52	Central Consolidated	Naschitti ES	33,665	42.51%
53	Albuquerque	Valle Vista ES	63,157	42.40%
54	Gallup McKinley	Crownpoint HS	99,209	42.18%
55	Las Cruces-Charter	La Academia Dolores Huerta	12,400	42.06%
56	Alamogordo	North Elem ES	56,454	41.86%
57	Gallup McKinley	Ramah ES	29,354	41.61%
58	Lovington	Yarbro ES	55,254	41.08%
59	Albuquerque	Eubank ES	64,462	41.04%
60	Roswell	Mountain View MS	65,802	40.46%
61	Farmington	Farmington HS	255,413	40.14%
62	Albuquerque	Alamosa ES	76,255	39.76%
63	Roswell	Roswell HS	247,004	39.70%
64	Albuquerque	Duranes ES	54,919	39.68%
65	NMSBVI Alamogordo Campus	Sacramento Dormitory (1968)	16,053	39.64%
66	Silver	Jose Barrios ES	41,272	39.37%
67	NMSBVI Alamogordo Campus	Gymnasium (1952)	14,378	39.07%
68	Belen	Rio Grande ES	44,163	38.19%
69	Carlsbad	Joe Stanley Smith ES	33,614	38.16%
70	Floyd	Floyd Combined School	94,941	38.13%
71	Carlsbad	Pate ES	30,454	38.07%
72	Central Consolidated	Newcomb ES	69,657	37.71%
73	Hobbs	Broadmoor ES	31,682	37.43%
74	Carlsbad	Alta Vista MS	121,861	37.10%
75	Albuquerque	Atrisco ES	65,406	36.86%
76	Clovis	Parkview ES	48,642	36.83%
77	Tatum	Tatum Jr./Sr. HS	114,253	36.58%
78	NMSBVI Alamogordo Campus	Recreation/Ditzler Auditorium (1930)	19,026	36.52%
79	Albuquerque	Reginald Chavez ES	47,175	36.12%
80	Silver	Harrison H. Schmitt ES	59,416	35.88%
81	Albuquerque	Arroyo Del Oso ES	49,153	35.85%
82	Los Alamos	Pinon ES	57,520	35.59%
83	Albuquerque	Garfield MS	71,806	35.54%
84	Albuquerque	Jefferson MS	120,259	35.40%
85	Las Cruces	Fairacres ES	55,445	35.18%
86	Las Vegas City	Sierra Vista ES	49,848	35.14%
87	Albuquerque	Edmund G. Ross ES	66,626	35.10%
88	Albuquerque	Collet Park ES	42,239	35.05%
89	Clovis	Yucca Junior HS	126,769	34.89%
90	Questa	Rio Costilla ES	23,002	34.85%
91	Albuquerque	Sandia HS	331,463	34.83%

2012-2013 wNMCI Preliminary Ranking, Sorted by Rank

92	Alamogordo	Sierra ES	43,118	34.62%
93	Albuquerque	Alameda ES	51,348	34.58%
94	Gallup McKinley	Red Rock ES	51,436	34.57%
95	Albuquerque	Seven Bar ES	103,946	34.50%
96	NMSBVI Alamogordo Campus	Wanda Raney Life Skills Center (1959)	10,574	34.47%
97	NMSBVI Alamogordo Campus	Garret Dormitory (1964)	14,145	34.43%
98	Albuquerque	Painted Sky ES	98,646	34.36%
99	West Las Vegas	West Las Vegas MS	71,886	34.24%
100	Carlsbad	P.R. Leyva MS	167,400	33.75%
101	Las Cruces	Booker T. Washington ES	72,104	33.68%
102	Los Alamos	Chamisa ES	45,854	33.63%
103	Las Cruces	White Sands ES/MS	56,693	33.56%
104	NMSD Santa Fe Campus	Bldg 09-Delgado Hall	11,945	33.55%
105	Clayton	Alvis ES	33,406	33.38%
106	Artesia	Zia Intermediate	89,056	33.36%
107	Gallup McKinley	Thoreau HS	123,310	33.32%
108	Raton	Kearny ES	25,952	33.26%
109	Farmington	Hermosa MS	93,788	33.23%
110	Carlsbad	Craft ES	27,973	33.12%
111	Quemado	Datil ES	10,994	33.04%
112	Albuquerque	Coronado ES Re-open 08	42,109	32.94%
113	Jal	Jal ES	45,446	32.91%
114	Dexter	Dexter MS	48,735	32.91%
115	Lovington	Jefferson ES	43,841	32.82%
116	Albuquerque	Mitchell ES	59,606	32.79%
117	Central Consolidated	Kirtland Central HS	208,300	32.70%
118	Albuquerque	Kirtland ES	53,298	32.61%
119	Estancia	Estancia Combined ES	81,283	32.59%
120	Clovis	Cameo ES	51,081	32.56%
121	Santa Fe	Kearny ES	55,150	32.39%
122	Mountainair	Mountainair Jr./Sr. HS	78,538	32.37%
123	Santa Fe	Pinon ES	84,266	32.10%
124	Gadsden	Chaparral ES	81,755	32.06%
125	Santa Rosa	Santa Rosa HS	107,788	31.88%
126	Santa Fe	Acequia Madre ES	20,492	31.79%
127	Albuquerque	Chamiza ES	70,747	31.65%
128	Tucumcari	Tucumcari MS	77,774	31.52%
129	Melrose	Melrose Combined School	113,040	31.45%
130	Hobbs	Highland Junior HS	122,931	31.26%
131	Albuquerque	Los Padillas ES	51,354	31.04%
132	Gallup McKinley	Stagecoach ES	57,478	31.02%
133	Grants Cibola	Bluewater ES	20,444	30.98%
134	Albuquerque	Comanche ES	49,356	30.90%
135	ABQ-State Chartered	La Promesa Early Learning	25,600	30.84%
136	Central Consolidated	Mesa ES	66,445	30.83%
137	Albuquerque	Whittier ES	69,030	30.82%
138	Albuquerque	Pajarito ES	71,183	30.81%

2012-2013 wNMCI **Preliminary** Ranking, Sorted by Rank

139	Farmington	Northeast ES	46,365	30.76%
140	Carlsbad	Riverside ES	35,302	30.75%
141	Cimarron	Cimarron HS	50,737	30.66%
142	Albuquerque	La Cueva HS	387,921	30.57%
143	Las Cruces	MacArthur ES	46,241	30.56%
144	Clovis	Marshall Junior HS	163,114	30.46%
145	Albuquerque	Madison MS	129,662	30.26%
146	Albuquerque	Carlos Rey ES	70,072	30.10%
147	Albuquerque-Charter	Los Puentes Charter School	10,638	30.07%
148	Roswell	Goddard HS	231,623	29.94%
149	Espanola	Espanola Valley HS	178,046	29.82%
150	Jemez Mountain	Gallina ES	38,227	29.81%
151	Albuquerque	Osuna ES	98,398	29.74%
152	Alamogordo	Sacramento ES	51,873	29.72%
153	T or C	Sierra ES	24,044	29.71%
154	Tularosa	Tularosa MS	64,142	29.69%
155	Carlsbad	Sunset ES	37,817	29.58%
156	Albuquerque	Hodgin ES	78,399	29.46%
157	Albuquerque	Wilson MS	94,841	29.45%
158	Cimarron	Eagle Nest ES/MS	54,950	29.32%
159	Santa Fe	Nava ES	34,395	29.32%
160	Albuquerque	Mountain View ES	52,183	29.31%
161	Espanola	Chimayo ES	36,047	29.18%
162	Las Cruces	Mesilla Park ES	62,964	29.14%
163	Las Vegas City	Robertson HS	230,351	29.07%
164	Albuquerque	Jackson MS	88,993	29.04%
165	Las Cruces	Desert Hills ES	76,726	28.95%
166	Santa Rosa	Santa Rosa ES	56,739	28.93%
167	Albuquerque	Cleveland MS	113,030	28.84%
168	Belen	Jaramillo ES	51,691	28.81%
169	Albuquerque	Apache ES	60,071	28.74%
170	Albuquerque	Highland HS	352,245	28.71%
171	Albuquerque	Eldorado HS	381,206	28.67%
172	Pojoaque Valley	Pojoaque MS	90,237	28.67%
173	Albuquerque	Kit Carson ES	76,144	28.60%
174	Albuquerque	McCollum ES	56,441	28.57%
175	Albuquerque	Governor Bent ES	64,036	28.54%
176	Albuquerque	Armijo ES	59,513	28.32%
177	Albuquerque	Sierra Vista ES	82,936	28.26%
178	Santa Fe	Wood-Gormley ES	31,741	28.24%
179	Central Consolidated	Tse'bit'ai MS	103,204	28.23%
180	Hobbs	Taylor ES	38,130	28.21%
181	Carlsbad	Puckett ES	25,969	28.09%
182	Loving	Loving New MS	55,614	28.07%
183	Farmington	Country Club ES	63,644	28.04%
184	Santa Fe	Aspen Community Magnet School	97,287	27.96%
185	Albuquerque	Eugene Field ES	56,860	27.95%

2012-2013 wNMCI **Preliminary** Ranking, Sorted by Rank

186	Artesia	Roselawn ES	40,972	27.92%
187	Albuquerque	Eisenhower MS	120,890	27.91%
188	Albuquerque	School on Wheels Alternative School	20,290	27.90%
189	Albuquerque	Lavaland ES	61,091	27.90%
190	Deming	Hofacket MS	90,206	27.77%
191	Espanola	Hernandez ES	38,849	27.75%
192	Los Lunas	Peralta ES	48,554	27.54%
193	Grants Cibola	Los Alamos MS	67,231	27.53%
194	Albuquerque	Barcelona ES	59,593	27.51%
195	Albuquerque	Mission Avenue ES	56,678	27.48%
196	Albuquerque	Washington MS	99,198	27.38%
197	Albuquerque	Hoover MS	115,323	27.35%
198	Albuquerque	Jimmy E. Carter MS	174,319	27.34%
199	Roswell	Monterrey ES	49,500	27.23%
200	Carlsbad	Monterrey ES	40,550	27.21%
201	Albuquerque	Montezuma ES	62,974	27.20%
202	Albuquerque-Charter	Public Academy for Performing Arts	40,408	27.19%
203	Santa Fe	Gonzales Community School	54,415	27.17%
204	Alamogordo	Chaparral MS	117,335	27.16%
205	Central Consolidated	Shiprock HS	217,812	27.06%
206	Gadsden	Santa Teresa MS	132,268	27.04%
207	Albuquerque	La Luz ES	53,671	26.94%
208	Silver	Sixth Street ES	33,618	26.86%
209	Albuquerque	Roosevelt MS	121,362	26.85%
210	Las Cruces	Lynn MS	114,988	26.83%
211	Hobbs	College Lane ES	60,544	26.81%
212	Las Cruces	Onate HS	281,096	26.80%
213	Clovis	Ranchvale ES	56,922	26.71%
214	NMSD Santa Fe Campus	Bldg 15-Larson Gym	13,638	26.71%
215	Albuquerque	Dolores Gonzales ES	46,492	26.58%
216	Portales	Portales Jr HS	91,737	26.40%
217	Aztec	Park Avenue ES	70,768	26.37%
218	Hobbs	Stone ES	53,758	26.34%
219	Espanola	Mountain View ES	20,601	26.24%
220	Central Consolidated	Kirtland ES	86,665	26.14%
221	Rio Rancho	Puesta Del Sol ES	84,977	26.03%
222	Las Cruces	Zia MS	116,516	25.98%
223	Lake Arthur	Lake Arthur Combined School	105,170	25.96%
224	Albuquerque	Emerson ES	94,678	25.87%
225	Albuquerque	La Mesa ES	85,779	25.85%
226	Mountainair	Mountainair ES	42,684	25.81%
227	Mosquero	Mosquero Combined School	43,500	25.80%
228	Hobbs	Southern Heights ES	49,775	25.77%
229	T or C	Truth or Consequences MS	66,460	25.59%
230	Santa Fe	Cesar Chavez ES	64,315	25.58%
231	Wagon Mound	Wagon Mound Combined	62,245	25.57%
232	Ruidoso	Ruidoso HS	170,054	25.57%

2012-2013 wNMCI **Preliminary** Ranking, Sorted by Rank

233	Grants Cibola	Mount Taylor ES	67,354	25.53%
234	Cimarron	Cimarron ES/MS	52,083	25.45%
235	Bloomfield	Mesa Alta Junior HS	117,090	25.43%
236	Cobre	San Lorenzo ES	20,000	25.41%
237	Artesia	Penasco ES	5,858	25.40%
238	Farmington	Ladera Del Norte ES	58,317	25.39%
239	Gadsden	Riverside ES	66,148	25.38%
240	Albuquerque	Ernie Pyle MS	122,554	25.30%
241	Clovis	Zia ES	62,218	25.25%
242	Bloomfield	Central Primary School	90,897	25.24%
243	Capitan	Capitan MS	14,021	25.24%
244	Carlsbad	Hillcrest ES	38,920	25.19%
245	Farmington	McCormick ES	56,546	25.14%
246	Las Vegas City	Paul D. Henry ES	32,591	25.07%
247	Jal	Jal Jr./Sr. HS	117,445	25.03%
248	Albuquerque	Wherry ES	82,298	25.01%
249	Albuquerque	Matheson Park ES	55,096	24.95%
250	Albuquerque	Griegos ES	45,514	24.94%
251	Albuquerque	Van Buren MS	84,128	24.86%
252	Farmington	Mesa Verde ES	50,571	24.86%
253	Albuquerque	Kennedy MS	99,715	24.85%
254	Las Cruces	Jornada ES	53,406	24.83%
255	Moriarty / Edgewood	Moriarty HS	254,012	24.82%
256	Gadsden	La Union ES	58,910	24.75%
257	Artesia	Hermosa ES	46,120	24.74%
258	Taos	Taos HS	212,569	24.69%
259	Las Cruces	Mesilla ES	46,505	24.36%
260	Alamogordo	Holloman Intermediate	38,857	24.34%
261	Hobbs	Jefferson ES	42,906	24.27%
262	Albuquerque	Inez ES	60,078	24.26%
263	Albuquerque	Del Norte HS	299,642	24.23%
264	Albuquerque	Manzano HS	343,317	24.23%
265	Albuquerque-Charter	Twenty-First Century Public Academy	20,120	24.17%
266	Clayton	Clayton Junior HS	34,800	24.14%
267	Albuquerque	Alvarado ES	53,887	24.13%
268	Los Lunas	Tome ES	63,562	24.08%
269	Las Cruces	Alameda ES	52,277	24.04%
270	Albuquerque-Charter	La Academia de Esperanza Charter	16,678	23.92%
271	Alamogordo	Buena Vista ES	35,606	23.92%
272	Las Cruces	Hillrise ES	56,080	23.81%
273	Santa Fe	Capital HS	183,031	23.75%
274	Artesia	Central ES	19,892	23.74%
275	Las Cruces	Dona Ana ES	69,458	23.74%
276	Maxwell	Maxwell Combined School	53,822	23.71%
277	Albuquerque	John Adams MS	124,329	23.69%
278	Las Cruces	Picacho MS	125,599	23.59%
279	Alamogordo	La Luz ES	47,087	23.52%

2012-2013 wNMCI Preliminary Ranking, Sorted by Rank

280	Carlsbad	Carlsbad HS	370,179	23.43%
281	Albuquerque	Polk MS	107,293	23.40%
282	Clovis	Clovis HS	362,117	23.35%
283	Raton	Raton MS	54,773	23.28%
284	Pecos	Pecos HS	96,160	23.27%
285	Albuquerque	Grant MS	127,267	23.14%
286	Lovington	Lovington HS	214,771	23.13%
287	Albuquerque	Hawthorne ES	56,942	23.10%
288	Carlsbad	Early Childhood Education Center	52,126	23.07%
289	Albuquerque	Taft MS	146,304	23.02%
290	Los Lunas	Manzano Vista MS	95,000	22.96%
291	Santa Fe	E. J. Martinez ES	41,078	22.96%
292	House	House Combined School	50,021	22.86%
293	Moriarty / Edgewood	Moriarty ES	65,435	22.84%
294	Los Lunas	Daniel Fernandez ES	60,822	22.81%
295	Belen	Belen HS	245,154	22.78%
296	Albuquerque-Charter	Nuestros Valores Charter School	11,719	22.77%
297	Gadsden	Mesquite ES	74,760	22.66%
298	Farmington	Apache ES	59,865	22.61%
299	Artesia	Yucca ES	33,839	22.60%
300	Hondo Valley	Hondo Combined school	56,830	22.55%
301	Hobbs	Edison ES	34,933	22.52%
302	Albuquerque-Charter	Native American Community Academy	27,526	22.44%
303	Deming	Chaparral ES	54,772	22.41%
304	Chama Valley	Chama ES/ MS	46,736	22.41%
305	Dora	Dora Combined	103,542	22.37%
306	Belen	Dennis Chavez ES	54,927	22.35%
307	Mesa Vista	Mesa Vista MS/HS	71,460	22.30%
308	Farmington	Bluffview ES	62,914	22.29%
309	Las Cruces	East Picacho ES	54,986	22.17%
310	Aztec	Lydia Rippey ES	66,723	22.03%
311	Clovis	Sandia ES	46,911	21.98%
312	Las Cruces	Hermosa Heights ES	53,516	21.97%
313	Lordsburg	R.V. T aylor ES	37,873	21.95%
314	Portales	James ES	49,596	21.75%
315	Cobre	Central ES	78,764	21.74%
316	Estancia	Estancia Valley Learning Center	3,470	21.73%
317	Alamogordo	Heights ES	38,436	21.71%
318	Gallup McKinley	David Skeet ES	42,442	21.69%
319	Gadsden	Sunland Park ES	57,584	21.67%
320	Deming	Bell ES	33,884	21.65%
321	Clovis	Clovis Freshman Academy	99,396	21.62%
322	Cobre	Cobre HS	133,066	21.56%
323	Aztec-Charter	Mosiac Academy Charter	9,024	21.49%
324	Los Lunas	Raymond Gabaldon ES	47,625	21.44%
325	Artesia	Park Junior HS	122,020	21.36%
326	Gallup McKinley	Navajo Pine HS	77,415	21.30%

2012-2013 wNMCI **Preliminary** Ranking, Sorted by Rank

327	Albuquerque	Double Eagle ES	78,458	21.30%
328	Farmington	Piedra Vista HS	245,698	21.26%
329	Zuni	Zuni MS (Old Intermediate)	78,296	21.24%
330	Las Cruces	Vista MS	96,550	21.20%
331	Albuquerque-Charter	Montessori of the Rio Grande Charter	13,955	21.19%
332	Rio Rancho	Rio Rancho ES	66,539	21.16%
333	Gadsden	Desert Trail Intermediate	68,474	21.15%
334	Las Cruces	Tombaugh ES	68,084	21.12%
335	Gadsden	Chaparral MS	93,937	21.05%
336	Los Lunas	Los Lunas MS	87,086	21.02%
337	Jemez Mountain	Coronado MS/HS	90,843	21.02%
338	Questa	Alta Vista ES/MS	70,172	21.01%
339	Las Cruces	Sunrise ES	65,292	20.99%
340	Springer	Springer ES/MS Combined	45,569	20.98%
341	Santa Fe	Edward Ortiz MS	107,000	20.90%
342	Los Alamos	Mountain ES	58,971	20.83%
343	Portales	Portales HS	193,091	20.78%
344	Albuquerque	Rio Grande HS	278,724	20.75%
345	Socorro	Socorro HS	136,527	20.72%
346	Rio Rancho	Martin Luther King, Jr. ES	114,563	20.64%
347	Socorro	Midway ES	13,755	20.62%
348	Rio Rancho	Mountain View MS	124,106	20.52%
349	Albuquerque	Harrison MS	100,741	20.42%
350	Las Vegas City	Mike Mateo Sena ES	27,709	20.37%
351	Alamogordo	Alamogordo HS	329,975	20.37%
352	Mora	Mora Combined School	147,040	20.28%
353	Clovis	Mesa ES	58,164	20.16%
354	Farmington	Mesa View MS	100,987	20.10%
355	Albuquerque	A. Montoya ES	55,472	20.06%
356	Lovington	Taylor MS	101,521	19.99%
357	Albuquerque	Cochiti ES	52,276	19.88%
358	Lordsburg	Central ES	30,011	19.75%
359	Albuquerque	Onate ES	56,631	19.73%
360	Clovis	Choices	6,255	19.62%
361	Las Cruces	Highland ES	84,789	19.58%
362	Farmington	Animas ES	57,462	19.48%
363	Rio Rancho	Eagle Ridge MS	139,338	19.42%
364	Gallup McKinley	Chee Dodge ES	58,036	19.41%
365	Gallup McKinley	Thoreau MS	52,152	19.37%
366	Los Lunas	Desert View ES	55,568	19.36%
367	Vaughn	Vaughn Combined School	69,155	19.33%
368	Hobbs	Will Rogers ES	59,756	19.22%
369	Hobbs	Booker T. Washington ES	48,092	19.21%
370	Gallup McKinley	Crownpoint MS	54,677	19.18%
371	Gadsden	Loma Linda ES	56,660	19.18%
372	Santa Fe-Charter	Turquoise Trail Elementary Charter	65,681	18.81%
373	Gallup McKinley	Tohatchi HS	104,975	18.79%

2012-2013 wNMCI **Preliminary** Ranking, Sorted by Rank

374	Roswell-Charter	Sidney Gutierrez Charter Middle School	10,110	18.71%
375	Albuquerque	Mark Twain ES	33,013	18.70%
376	Gallup McKinley	Rocky View ES	43,447	18.56%
377	Albuquerque	Bel-Air Elem ES	75,966	18.46%
378	Clovis	Barry ES	48,106	18.32%
379	Albuquerque	Corrales ES	58,932	18.30%
380	Bloomfield	Naaba Ani ES	84,121	18.25%
381	Cuba	Cuba MS	47,381	18.25%
382	San Jon	San Jon Combined	88,899	18.15%
383	Albuquerque	Lowell ES	59,010	18.13%
384	Elida	Elida ES	14,387	18.11%
385	Albuquerque	John Baker ES	81,455	18.10%
386	Santa Fe	Amy Biehl Community School	64,516	18.01%
387	Santa Fe	Chaparral ES	56,884	17.90%
388	Albuquerque	Volcano Vista HS NW	454,940	17.74%
389	Rio Rancho	Rio Rancho HS	390,856	17.71%
390	Loving	Loving ES	44,075	17.67%
391	Grants Cibola	Seboyeta ES	17,384	17.64%
392	Albuquerque	Dennis Chavez ES	83,129	17.60%
393	Albuquerque	S. Y. Jackson ES	56,004	17.43%
394	Artesia	Yeso ES	54,646	17.39%
395	Belen	La Merced ES	52,903	17.38%
396	Las Cruces	Conlee ES	58,788	17.37%
397	Artesia	Artesia HS	309,152	17.34%
398	Las Cruces	Sierra MS	96,249	17.31%
399	Los Lunas	Valencia ES	53,008	17.27%
400	Cloudcroft	Cloudcroft ES/MS	66,152	17.21%
401	Gadsden	Santa Teresa HS	250,295	17.21%
402	Albuquerque	San Antonito ES	53,719	17.20%
403	Hatch Valley	Hatch Valley ES	42,289	17.00%
404	Albuquerque	Chelwood ES	126,308	16.96%
405	Lovington	Lea ES	44,753	16.86%
406	Moriarty / Edgewood	Mountainview ES	67,809	16.77%
407	Hobbs	Coronado ES	49,806	16.76%
408	Alamogordo	Holloman MS	53,714	16.66%
409	Hagerman	Hagerman Combined	149,474	16.65%
410	Alamogordo	Holloman Primary	62,859	16.64%
411	Albuquerque	Bandelier ES	85,070	16.56%
412	Penasco	Penasco ES	60,248	16.55%
413	Socorro	Zimmerly ES	52,627	16.51%
414	Albuquerque	Hayes MS	108,635	16.46%
415	Dulce	Dulce HS	222,142	16.30%
416	West Las Vegas-Charter	Rio Gallinas Charter School	4,467	16.24%
417	Los Lunas	Century Alternative High	28,000	16.12%
418	Hobbs	Houston Junior HS	109,982	16.09%
419	Silver	G.W. Stout ES	74,704	16.05%
420	Mora	Holman ES	21,086	16.04%

2012-2013 wNMCI **Preliminary** Ranking, Sorted by Rank

421	ABQ-State Chartered	The Learning Community Charter	25,287	15.98%
422	Albuquerque	Navajo ES	81,403	15.96%
423	Albuquerque	Acoma ES	49,932	15.95%
424	Espanola	Dixon ES	18,707	15.87%
425	Elida	Elida MS/HS	52,220	15.78%
426	Las Cruces-State Chartered	Alma d' Arte Charter High	38,660	15.78%
427	Albuquerque-Charter	El Camino Real Academy	61,380	15.74%
428	Albuquerque	Sandia Base ES	51,962	15.71%
429	Espanola	Abiquiu ES	24,291	15.66%
430	Belen	Belen MS	147,981	15.65%
431	Rio Rancho	Enchanted Hills ES	106,410	15.47%
432	Penasco	Penasco HS	68,757	15.43%
433	Albuquerque	Petroglyph ES	79,801	15.42%
434	T or C	Arrey ES	32,659	15.15%
435	Santa Fe	R.M. Sweeney ES	68,289	15.15%
436	Hobbs	Sanger ES	42,547	15.08%
437	Albuquerque	Valley HS	288,799	15.08%
438	Aztec	McCoy Avenue ES	68,199	15.04%
439	Albuquerque-Charter	South Valley Academy	37,888	14.94%
440	Gallup McKinley	Ramah HS	64,430	14.93%
441	Las Vegas City	Legion Park ES	34,219	14.86%
442	Bernalillo	Placitas ES	17,017	14.78%
443	Lovington	Lovington 6th Grade Academy	105,607	14.60%
444	Bernalillo	Bernalillo MS	107,901	14.59%
445	Albuquerque	Tomasita ES	66,511	14.58%
446	Artesia	Grand Heights Early Childhood	36,800	14.51%
447	Springer	Springer HS	54,025	14.50%
448	Gallup McKinley	Gallup Central HS	33,976	14.49%
449	Belen	Gil Sanchez ES	48,054	14.48%
450	Las Cruces	San Andres Lrng Ctr	49,001	14.41%
451	Lovington	Ben Alexander ES	62,038	14.33%
452	Magdalena	Magdalena Combined	140,106	14.16%
453	Questa	Questa Junior High/HS	126,828	14.12%
454	Jemez Mountain-Charter	Lindrith Heritage Charter	11,578	14.03%
455	Los Lunas	Ann Parish ES	69,708	14.02%
456	Taos	Taos ES	40,376	13.97%
457	Pojoaque Valley	Pablo Roybal ES	77,050	13.93%
458	Estancia	Estancia HS	111,412	13.92%
459	Santa Fe	Agua Fria ES	72,124	13.87%
460	Taos	Arroyo del Norte ES	36,796	13.85%
461	West Las Vegas	Tony Serna Jr. ES	27,613	13.72%
462	Albuquerque	Sombra del Monte ES	68,183	13.71%
463	Bloomfield	Charlie Y. Brown HS	20,631	13.66%
464	NMSBVI Alamogordo Campus	Library (1933)	4,830	13.62%
465	Dexter	Dexter ES	80,092	13.55%
466	Grants Cibola	Mesa View ES	55,573	13.50%
467	Albuquerque	Albuquerque HS	289,173	13.50%

2012-2013 wNMCI **Preliminary** Ranking, Sorted by Rank

468	Las Cruces-Charter	Las Montanas Charter	26,737	13.43%
469	Farmington	Esperanza ES	74,804	13.36%
470	Albuquerque	Lyndon B. Johnson MS	154,635	13.32%
471	Cloudcroft	Cloudcroft HS	80,689	13.27%
472	Moriarty / Edgewood	Route 66 ES	54,680	13.24%
473	Corona	Corona Combined School	62,050	13.23%
474	Hobbs	Hobbs Freshman School	174,399	13.19%
475	Logan	Logan Combined	90,369	13.19%
476	Jemez Valley	Jemez Valley HS	66,984	13.14%
477	Quemado	Quemado Combined	69,728	13.11%
478	Hatch Valley	Rio Grande ES	39,254	13.09%
479	Albuquerque-Charter	Academia de Lengua y Cultura	10,394	13.03%
480	Tularosa	Tularosa ES	69,252	12.95%
481	Santa Fe	El Dorado Community School	96,098	12.94%
482	West Las Vegas	Valley ES/MS	49,239	12.93%
483	Aztec	Aztec HS	222,066	12.92%
484	Lovington	Llano ES	63,498	12.83%
485	Gallup McKinley	John F. Kennedy MS	99,629	12.82%
486	Roswell	Pecos ES	35,963	12.75%
487	Lovington	Lovington Freshman Academy	17,600	12.59%
488	Santa Fe	Atalaya ES	40,005	12.55%
489	Carlsbad-Charter	Jefferson Montessori Academy	22,955	12.50%
490	Moriarty / Edgewood	South Mountain ES	43,174	12.31%
491	Mesa Vista	El Rito ES	21,196	12.19%
492	Espanola	Carlos F Vigil MS	124,626	12.16%
493	Bernalillo	Algodones ES	25,157	12.09%
494	Santa Fe	Santa Fe HS	325,234	12.07%
495	Pojoaque Valley	Pojoaque HS	166,455	12.01%
496	Rio Rancho	Ernest Stapleton ES	87,201	12.00%
497	Taos	Enos Garcia ES	115,328	11.81%
498	Albuquerque	Atrisco Heritage Academy HS	511,626	11.78%
499	Albuquerque	Cibola HS	361,631	11.76%
500	Los Lunas	Los Lunas ES	61,003	11.73%
501	Penasco	Penasco MS	30,697	11.66%
502	Albuquerque	East San Jose ES	97,052	11.61%
503	Las Cruces	Mayfield HS	296,855	11.47%
504	Roswell	Berrendo MS	108,235	11.37%
505	Hobbs	Mills ES	37,152	11.34%
506	Los Lunas	Katherine Gallegos ES	72,749	11.34%
507	Los Lunas	Valencia HS	209,153	11.33%
508	Espanola	James H Rodriguez ES	61,269	11.22%
509	Socorro	Raymond Sarracino MS	90,484	11.20%
510	Jemez Valley	Jemez Valley ES	52,706	11.18%
511	Portales	Valencia ES	53,496	11.14%
512	Las Cruces	Camino Real MS	115,817	11.11%
513	Hatch Valley	Hatch Valley MS	70,024	11.07%
514	Tularosa	Tularosa Intermediate	47,144	11.05%

2012-2013 wNMCI **Preliminary** Ranking, Sorted by Rank

515	Des Moines	Des Moines Combined School	76,455	10.92%
516	Hatch Valley	Garfield ES	33,799	10.91%
517	Central Consolidated	Nizhoni ES	61,824	10.85%
518	Aztec	C.V. Koogler MS	120,473	10.79%
519	Ruidoso	Sierra Vista Primary	40,102	10.76%
520	Jemez Mountain	Lybrook ES/MS	28,530	10.60%
521	Albuquerque-Charter	Career Academic and Technical	10,447	10.56%
522	Albuquerque-Charter	Digital Arts and Technology Academy	42,308	10.53%
523	Albuquerque	Freedom HS	43,667	10.35%
524	Pecos	Pecos ES	50,870	10.32%
525	Gadsden	Gadsden MS	166,310	10.31%
526	Jemez Valley	Jemez Valley MS	35,432	10.30%
527	Bloomfield	Bloomfield HS	274,934	10.22%
528	Deming-Charter	Deming Cesar Chavez Charter HS	23,784	10.12%
529	Gallup McKinley	Tobe Turpen ES	45,377	10.10%
530	Carrizozo	Carrizozo Combined School	65,132	10.10%
531	Loving	Loving HS	55,849	10.02%
532	Santa Fe	Capshaw MS	101,244	9.98%
533	Las Cruces	Valley View ES	63,433	9.94%
534	Dulce	Dulce MS	77,188	9.93%
535	Roy	Roy Combined School	51,400	9.91%
536	NMSBVI Alamogordo Campus	North Cottage (1930)	1,050	9.88%
537	Gallup McKinley	Gallup HS	401,900	9.77%
538	Cuba	Cuba ES	40,653	9.67%
539	Las Cruces	Cesar E. Chavez ES	75,291	9.53%
540	Alamogordo	Academy Del Sol Alternative HS	21,177	9.50%
541	Albuquerque	Ventana ES	88,215	9.47%
542	Clayton	Kiser ES	13,527	9.42%
543	West Las Vegas	Don Cecilio Martinez ES	29,704	9.30%
544	NMSD Albuquerque Preschool	Site	8,237	9.27%
545	Bloomfield	Blanco ES	45,885	9.21%
546	Farmington	Rocinante HS	26,003	9.06%
547	ABQ-State Chartered	Academy of Trades and Technology	14,706	9.04%
548	Albuquerque	New Futures Alternative High School	37,168	8.97%
549	Deming	Memorial ES	44,088	8.97%
550	ABQ-State Chartered	Creative Education Preparatory	13,330	8.95%
551	Gallup McKinley-Charter	Middle College Charter High School	3,314	8.83%
552	Grants Cibola	Grants HS	299,624	8.80%
553	Las Cruces	Central ES	27768	8.78%
554	Socorro	Parkview ES	79,400	8.77%
555	Santa Fe	Ramirez Thomas ES	78,755	8.71%
556	Ruidoso	White Moutian ES	49,466	8.68%
557	Socorro-Charter	Cottonwood Valley Charter School	18,052	8.61%
558	Albuquerque	Susie R. Marmon ES	93,874	8.44%
559	Los Lunas	Sundance ES	70,546	8.39%
560	Espanola	San Juan ES	54,340	8.37%
561	West Las Vegas	Luis E. Armijo ES	47,935	8.34%

2012-2013 wNMCI **Preliminary** Ranking, Sorted by Rank

562	Albuquerque	Desert Ridge MS	169,297	8.26%
563	Farmington	Career & Tech Old Swinburne	24,211	8.25%
564	Bernalillo	Carrol ES	64,000	8.22%
565	Gadsden	Gadsden ES	61,565	8.15%
566	Gallup McKinley	Hiroshi Miyamura HS	198,476	7.96%
567	Las Vegas City	Los Ninos ES	43,151	7.94%
568	Ruidoso	Ruidoso MS	70,000	7.92%
569	Deming	Bataan ES	67,405	7.81%
570	Gadsden	Berino ES	87,167	7.71%
571	Santa Fe	De Vargas MS	100,596	7.60%
572	Portales	Brown ES	47,111	7.55%
573	Rio Rancho	Rio Rancho MS	251,624	7.55%
574	Silver	Silver HS	193,194	7.51%
575	Central Consolidated	Newcomb MS	53,472	7.22%
576	Taos	Taos MS	94,457	7.07%
577	NMSBVI Alamogordo Campus	South Cottage (1930)	1,050	7.07%
578	Bernalillo	Cochiti ES/MS	55,168	6.97%
579	Central Consolidated	Eva B. Stokely ES	81,325	6.90%
580	Alamogordo	Mountain View MS	92,934	6.89%
581	Albuquerque	Adobe Acres ES	80,741	6.82%
582	Santa Fe	Salazar ES	56,487	6.77%
583	Albuquerque	James Monroe MS	182,241	6.50%
584	Albuquerque	Longfellow ES	50,612	6.49%
585	Santa Rosa	Santa Rosa MS	42,300	6.45%
586	Chama Valley	Tierra Amarilla ES	27,384	6.44%
587	ABQ-State Chartered	Cesar Chavez Community	26,000	6.44%
588	Farmington	McKinley ES	71,170	6.42%
589	Gallup McKinley	Navajo ES	59,077	6.30%
590	Tucumcari	Tucumcari ES	114,140	6.01%
591	Albuquerque	Manzano Mesa ES	77,767	5.99%
592	Gadsden	Chaparral HS	221,997	5.91%
593	Belen	La Promesa ES	58,119	5.87%
594	Questa-State Chartered	Red River Valley Charter School	7,360	5.87%
595	Central Consolidated	Ojo Amarillo ES	79,565	5.84%
596	Lordsburg	Dugan Tarango MS	41,718	5.81%
597	Silver	La Plata MS	108,953	5.67%
598	Gallup McKinley	Tohatchi MS	45,894	5.56%
599	Santa Fe	SER/SFPS Career Academy	22,298	5.46%
600	Albuquerque	Los Ranchos ES	49,393	5.45%
601	Albuquerque	Vision Quest Alternative Middle School	2,000	5.44%
602	Gallup McKinley	Twin Lakes ES	41,206	5.38%
603	Roswell	Sunset ES	42,721	5.33%
604	Santa Fe	Agua Fria Community School	137,957	5.33%
605	Albuquerque	Rudolfo Anaya ES	83,304	5.29%
606	Bernalillo	Bernalillo ES	62,946	5.28%
607	Albuquerque-Charter	Bataan Military Academy	8,800	5.26%
608	NMSD Albuquerque Preschool	Preschool Building (1995)	8,237	5.23%

2012-2013 wNMCI **Preliminary** Ranking, Sorted by Rank

609	Fort Sumner	Fort Sumner Combined	124,702	5.12%
610	Rio Rancho	Sue Cleveland HS	433,788	5.00%
611	Las Vegas City	Memorial MS	104,130	4.99%
612	Gadsden	Santa Teresa ES	63,357	4.92%
613	Gallup McKinley	Indian Hills ES	58,905	4.85%
614	Albuquerque	Mary Ann Binford ES	89,435	4.80%
615	Moriarty / Edgewood	Edgewood MS	144,817	4.71%
616	Texico	Texico Combined	165,473	4.70%
617	Albuquerque	West Mesa HS	355,994	4.66%
618	ABQ-State Chartered	East Mountain Charter HS	43,752	4.64%
619	Albuquerque	North Star ES	74,810	4.63%
620	Albuquerque	Edward Gonzales ES	229,005	4.59%
621	ABQ-State Chartered	Southwest Primary Learning Center	42,480	4.52%
622	Gadsden	Sunrise ES	61,565	4.44%
623	Clovis	La Casita ES	47,837	4.40%
624	Silver	Silver City Opportunity School	9,000	4.25%
625	Cuba	Cuba HS	112,496	4.03%
626	ABQ-State Chartered	Gilbert L Sena Charter High School	16,016	3.91%
627	Rio Rancho	Independence High	20,000	3.87%
628	Hatch Valley	Hatch Valley HS	153,774	3.85%
629	West Las Vegas	West Las Vegas HS	139,333	3.72%
630	Zuni	Zuni HS	114,555	3.61%
631	Grants Cibola	Cubero ES New 2011	37,482	3.59%
632	Las Cruces	Columbia ES	78,000	3.48%
633	Santa Fe-Charter	Monte Del Sol Charter School	26,773	3.37%
634	Albuquerque	Early College Academy Alternative	3,808	3.33%
635	Gallup McKinley	Gallup MS	102,981	3.19%
636	Deming	Red Mountain MS	145,168	3.19%
637	ABQ-State Chartered	Southwest Secondary Learning Center	30,128	3.14%
638	Aztec	Vista Nueva Alternative HS	14,820	3.13%
639	Raton	Raton HS	104,593	3.07%
640	Albuquerque-Charter	SIA Tech	11,564	3.06%
641	Jemez-State Chartered	Walatowa Charter High School	11,860	3.03%
642	Grants Cibola	Laguna-Acoma MS/ HS	109,317	2.98%
643	NMSD Santa Fe Campus	Bldg 04-Connor Hall	30,350	2.98%
644	Bloomfield	Bloomfield Early Childhood Center	57,772	2.88%
645	ABQ-State Chartered	Southwest Intermediate Learning	43,440	2.83%
646	Las Cruces	Sonoma ES	85,899	2.76%
647	Gadsden	Vado ES	61,565	2.73%
648	Pecos	Pecos MS	20,690	2.65%
649	Gallup McKinley	Navajo MS	50,595	2.65%
650	Dexter	Dexter HS	113,866	2.64%
651	Lovington	New Hope Alternative HS	5,400	2.62%
652	Dulce	Dulce ES	68,764	2.50%
653	Espanola	Tony E Quintana ES	38,552	2.44%
654	T or C	Hot Springs HS	116,127	2.42%
655	Gadsden	North Valley ES	61,565	2.39%

2012-2013 wNMCI **Preliminary** Ranking, Sorted by Rank

656	Taos-Charter	Vista Grande Charter HS	6,540	2.24%
657	Central Consolidated	Kirtland MS	141,590	2.20%
658	ABQ-State Chartered	Montessori Elementary Charter School	29,997	2.18%
659	Grants Cibola	San Rafael ES	26,662	2.17%
660	Grady	Grady Mun. Combined	69,532	2.15%
661	Cimarron-Charter	Moreno Valley Charter High School	15,966	2.09%
662	Cobre	Hurley ES	37,104	2.07%
663	Albuquerque	Georgia O'Keefe ES	49,893	2.07%
664	ABQ-State Chartered	North Valley Academy Charter School	39,034	2.06%
665	ABQ-State Chartered	Horizon Academy West Charter School	35,075	2.05%
666	Albuquerque	Tony Hillerman MS	100,000	1.87%
667	Silver	Cliff Combined	71,135	1.83%
668	NMSBVI Alamogordo Campus	Jack Hall Building (1960)	24,426	1.82%
669	Rio Rancho	Maggie Cordova ES	77,714	1.72%
670	Pojoaque Valley	Pojoaque Intermediate	31,306	1.68%
671	Gallup McKinley	Tse' Yi' Gai HS	62,196	1.60%
672	Zuni	Twin Buttes HS	21,638	1.55%
673	ABQ-State Chartered	Amy Biehl Charter High School	41,900	1.49%
674	Cobre	Snell MS	90,739	1.40%
675	Grants Cibola	Milan ES	77,403	1.31%
676	Farmington	Heights MS	83,956	1.21%
677	Roswell	University High	64,523	1.16%
678	Los Lunas	Los Lunas Family School	10,000	1.16%
679	Belen	Central ES	32,800	1.15%
680	ABQ-State Chartered	Albuquerque Institute for Math and	23,525	1.06%
681	Deming	Columbus ES	75,384	0.95%
682	Deming	Ruben S. Torres ES	68,976	0.95%
683	Albuquerque-Charter	Alice King Community School	11,016	0.87%
684	Taos-Charter	Taos Municipal Charter School	19,300	0.87%
685	Roswell	Sierra MS	84,005	0.86%
686	Chama Valley	Escalante MS/HS	82,494	0.85%
687	Santa Fe-Charter	Academy for Technology and the	25,165	0.84%
688	Santa Fe	Tesuque ES	24,351	0.83%
689	Central Consolidated	Central Career Prep	31,364	0.81%
690	ABQ-State Chartered	Ralph J. Bunche Academy	5,079	0.80%
691	Bernalillo-State Chartered	Village Academy Charter School	7,103	0.78%
692	Tularosa	Tularosa HS	126,941	0.77%
693	Gallup McKinley	Tohatchi ES	46,180	0.75%
694	Portales	Lindsey-Steiner ES	60,000	0.61%
695	Albuquerque	Desert Willow Family Alternative	39,629	0.60%
696	Gallup McKinley	Chief Manuelito MS	119,034	0.59%
697	Los Lunas	Bosque Farms ES	74,444	0.58%
698	Tucumcari	Tucumcari HS	119,277	0.52%
699	Las Cruces	Mesa Middle School	118,000	0.52%
700	NMSD Santa Fe Campus	Bldg 13-Hester Hall	31,130	0.51%
701	Rio Rancho	Sandia Vista ES	80,800	0.44%
702	Rio Rancho	Cielo Azul ES	85,513	0.34%

2012-2013 wNMCI Preliminary Ranking, Sorted by Rank

703	Albuquerque	Helen Cordero Primary	85,000	0.34%
704	Belen	Infinity Alternative HS	25,076	0.29%
705	NMSD Santa Fe Campus	Bldg 05-Cottage A	6,003	0.29%
706	NMSD Santa Fe Campus	Bldg 06-Cottage B	6,003	0.29%
707	NMSD Santa Fe Campus	Bldg 07-Cottage C	6,003	0.29%
708	NMSD Santa Fe Campus	Bldg 08-Cottage D	6,003	0.29%
709	Taos-Charter	Anansi Charter School	9,762	0.26%
710	NMSBVI Albuquerque Campus	Site	39,171	0.17%
711	Las Cruces	Monte Vista ES	50,000	0.15%
712	Santa Fe	Carlos Gilbert ES	42,346	0.15%
713	NMSBVI Albuquerque Campus	Early Childhood Facility (2009)	39,171	0.15%
714	Albuquerque	nex+Gen Academy HS	46,894	0.03%
715	Albuquerque-Charter	Albuquerque Talent Development	13,572	0.00%
716	Albuquerque-Charter	Christine Duncan Community	13,332	0.00%
717	Albuquerque	eCADEMY	36,128	0.00%
718	ABQ-State Chartered	La Resolana Leadership Academy	4,135	0.00%
719	Albuquerque-Charter	Mountain Mahogany Community	8,736	0.00%
720	Albuquerque-Charter	Robert F. Kennedy Charter High School	24,743	0.00%
721	Albuquerque	Sunset View ES	83,304	0.00%
722	Albuquerque	Tierra Antigua ES	83,304	0.00%
723	Clovis	Bella Vista ES	44,396	0.00%
724	Eunice	Mettie Jordan ES	81,865	0.00%
725	Farmington	Tibbetts MS	91,816	0.00%
726	Gallup McKinley	Crownpoint ES	47,073	0.00%
727	Hobbs	Hobbs HS	370,611	0.00%
728	Las Cruces	Centennial HS	324,400	0.00%
729	Las Cruces	University Hills ES	56,410	0.00%
730	Los Alamos	Los Alamos HS	309,840	0.00%
731	Los Lunas	Los Lunas HS	296,768	0.00%
732	Moriarty / Edgewood	Moriarty MS	66,672	0.00%
733	Roswell	East Grand Plains ES	35,324	0.00%
734	Roswell	Missouri ES	54,362	0.00%
735	Gadsden	Anthony ES	99,112	0.00%

Schools with "NRC" rankings are charter schools that have not reached their first renewal, followed by the expected date of renewal of charter. As such, these schools are not measured against the New Mexico Educational Adequacy Standards. Upon PEC or District renewal of the charter, these schools will be measured, evaluated and prioritized in the above list and eligible for grants under the standards-based capital outlay process.

NRC-2012	Albuquerque-Charter	Corrales International School	16,260	0.00%
NRC-2012	ABQ-State Chartered	Cottonwood Classical Preparatory	13,836	0.00%
NRC-2012	Albuquerque-Charter	Gordon Bernell Charter	12,757	0.00%
NRC-2012	ABQ-State Chartered	Media Arts Collabrative	10,800	0.00%
NRC-2014	Gadsden	Anthony Charter MS/HS	5,411	0.00%
NRC-2014	ABQ-State Chartered	Cien Aguas International School	12,852	0.00%
NRC-2014	ABQ-State Chartered	International School at Mesa del Sol	5,376	0.00%
NRC-2014	Santa Fe-State Chartered	NM School for the Arts Charter	45,183	0.00%
NRC-2014	Los Lunas-State Chartered	School of Dreams Academy	13,548	0.00%

2012-2013 wNMCI **Preliminary** Ranking, Sorted by Rank

NRC-2014	Taos-State Chartered	Taos Academy Charter School	6,382	0.00%
NRC-2014	ABQ-State Chartered	The New America School	16,014	0.00%
NRC-2015	ABQ-State Chartered	ACE Leadership High School	6,786	0.00%
NRC-2015	ABQ-State Chartered	Albuquerque School of Excellence	23,525	0.00%
NRC-2015	ABQ-State Chartered	Albuquerque Sign Language Academy	7,171	0.00%
NRC-2015	ABQ-State Chartered	South Valley Preparatory School	7,488	0.00%
NRC-2015	Taos-State Chartered	Taos Integrated School for the Arts	9,002	0.00%
NRC-2015	Rio Rancho-State Chartered	The ASK Academy	15,918	0.00%
NRC-2015	Santa Fe-State Chartered	The Masters Program	9,555	0.00%
NRC-2015	ABQ-State Chartered	Tierra Adentro	7,762	0.00%
NRC-2016	Las Cruces-State Chartered	J. Paul Taylor Academy Charter	9,629	0.00%
NRC-2016	ABQ-State Chartered	NM International Charter School	10,283	0.00%
NRC-2016	ABQ-State Chartered	The GREAT Academy	15,040	0.00%

2012-2013 wNMCI Preliminary Ranking, Sorted by District then Rank

Rank	District	School Name	Gross Area (Sq. Ft.)	Weighted NMCI
05-06-38	Espanola	New Alcalde ES		99.31%
06-07-01	Rio Rancho	Vista Grande ES	105,131	584.27%
06-07-18	West Las Vegas	Union Street ES	14,580	97.22%
06-07-24	Deming	Deming HS	180,000	92.48%
06-07-50	Gadsden	Gadsden HS	277,268	73.90%
07-08-05	Rio Rancho	Colinas del Norte ES	86,750	141.18%
07-08-25	West Las Vegas	West Las Vegas Family Partnership	6,318	76.60%
07-08-80	Espanola	Espanola MS East	30,711	55.80%
07-08-112	Ruidoso	Nob Hill ES	84,401	51.47%
08-09-02	Questa-Charter	Roots & Wings Community School	28,491	112.50%
08-09-29	Clovis	James Bickley ES	39,383	75.53%
08-09-32	Clovis	Lockwood ES	47,384	73.87%
08-09-90	Central	Natanni Nez ES	87,204	56.04%
08-09-92	Raton	New Combined Elementary School	32,620	55.34%
09-10-03	Las Cruces	Loma Heights ES	46,443	87.82%
09-10-39	Eunice	Caton MS	74,332	64.00%
10-11-03	Gallup McKinley	Juan de Onate ES	43,291	88.20%
10-11-07	Gallup McKinley	Washington ES	43,512	74.84%
10-11-10	Roswell	Valley View ES	36,050	69.57%
10-11-11	Cobre	Bayard ES	55,240	68.50%
10-11-16	Gallup McKinley	Church Rock Academy ES	38,202	63.49%
10-11-17	Gallup McKinley	Thoreau ES	48,006	62.93%
10-11-20	Los Alamos	Aspen ES	49,559	59.71%
10-11-23	Gallup McKinley	Jefferson ES	39,299	58.10%
10-11-27	Las Cruces	Las Cruces HS	302,474	57.26%
10-11-32	Alamogordo	Yucca ES	55,212	56.05%
10-11-32	Alamogordo	New Elementary School	55,212	56.05%
10-11-33	Roswell	Berrendo ES	51,055	55.73%
10-11-36	Gallup McKinley	Lincoln ES	36,513	54.17%
10-11-37	Roswell	Military Heights ES	40,324	52.99%
10-11-38	Los Alamos	Los Alamos MS	97,143	52.37%
10-11-48	Roswell	El Capitan ES	43,478	48.38%
10-11-57	Gallup McKinley	Roosevelt ES	33,527	45.22%
11-12-10	Socorro	San Antonio ES	14,875	81.45%
11-12-22	Belen	Family Alternative School	4,450	70.26%
11-12-30	Bernalillo	Bernalillo HS	234,905	66.34%
11-12-34	Espanola	E. T. S Fairview ES	50,492	64.11%
11-12-36	T or C	Truth or Consequences ES	53,264	63.45%
11-12-37	Santa Rosa	Rita Marquez / Anton Chico	26,993	63.15%
11-12-48	Estancia	Estancia MS	35,986	59.50%
11-12-52	Albuquerque	Douglas MacArthur ES	44,441	57.77%
11-12-56	Albuquerque	Chaparral ES	89,125	56.91%
11-12-59	Albuquerque	McKinley MS	100,710	56.01%
11-12-60	Espanola	Velarde ES	25,206	55.94%

2012-2013 wNMCI Preliminary Ranking, Sorted by District then Rank

Schools with "XX-XX-XX" rankings are projects that received partial funding through a previous standards-based award. The rank is formatted by award year followed by the rank from that award cycle. These projects may be eligible for additional phase funding upon submission of an application in current or future award cycles.

12	Alamogordo	Oregon ES	35,162	63.47%
14	Alamogordo	High Rolls Mountain Park ES	12,354	62.78%
56	Alamogordo	North Elem ES	56,454	41.86%
92	Alamogordo	Sierra ES	43,118	34.62%
152	Alamogordo	Sacramento ES	51,873	29.72%
204	Alamogordo	Chaparral MS	117,335	27.16%
260	Alamogordo	Holloman Intermediate	38,857	24.34%
271	Alamogordo	Buena Vista ES	35,606	23.92%
279	Alamogordo	La Luz ES	47,087	23.52%
317	Alamogordo	Heights ES	38,436	21.71%
351	Alamogordo	Alamogordo HS	329,975	20.37%
408	Alamogordo	Holloman MS	53,714	16.66%
410	Alamogordo	Holloman Primary	62,859	16.64%
540	Alamogordo	Academy Del Sol Alternative HS	21,177	9.50%
580	Alamogordo	Mountain View MS	92,934	6.89%
13	Albuquerque	Lew Wallace ES	39,608	63.21%
19	Albuquerque	Zia ES	71,553	58.11%
21	Albuquerque	Hubert Humphrey ES	59,698	56.64%
26	Albuquerque	Bellehaven ES	51,904	53.21%
27	Albuquerque	Zuni ES	60,246	52.72%
29	Albuquerque	Monte Vista ES	62,325	52.45%
30	Albuquerque	Marie M. Hughes ES	69,922	51.92%
36	Albuquerque	Taylor MS	108,601	46.68%
51	Albuquerque	Truman MS	123,198	42.55%
53	Albuquerque	Valle Vista ES	63,157	42.40%
59	Albuquerque	Eubank ES	64,462	41.04%
62	Albuquerque	Alamosa ES	76,255	39.76%
64	Albuquerque	Duranos ES	54,919	39.68%
75	Albuquerque	Atrisco ES	65,406	36.86%
79	Albuquerque	Reginald Chavez ES	47,175	36.12%
81	Albuquerque	Arroyo Del Oso ES	49,153	35.85%
83	Albuquerque	Garfield MS	71,806	35.54%
84	Albuquerque	Jefferson MS	120,259	35.40%
87	Albuquerque	Edmund G. Ross ES	66,626	35.10%
88	Albuquerque	Collet Park ES	42,239	35.05%
91	Albuquerque	Sandia HS	331,463	34.83%
93	Albuquerque	Alameda ES	51,348	34.58%
95	Albuquerque	Seven Bar ES	103,946	34.50%
98	Albuquerque	Painted Sky ES	98,646	34.36%
112	Albuquerque	Coronado ES Re-open 08	42,109	32.94%
116	Albuquerque	Mitchell ES	59,606	32.79%
118	Albuquerque	Kirtland ES	53,298	32.61%
127	Albuquerque	Chamiza ES	70,747	31.65%
131	Albuquerque	Los Padillas ES	51,354	31.04%

2012-2013 wNMCI Preliminary Ranking, Sorted by District then Rank

134	Albuquerque	Comanche ES	49,356	30.90%
137	Albuquerque	Whittier ES	69,030	30.82%
138	Albuquerque	Pajarito ES	71,183	30.81%
142	Albuquerque	La Cueva HS	387,921	30.57%
145	Albuquerque	Madison MS	129,662	30.26%
146	Albuquerque	Carlos Rey ES	70,072	30.10%
151	Albuquerque	Osuna ES	98,398	29.74%
156	Albuquerque	Hodgin ES	78,399	29.46%
157	Albuquerque	Wilson MS	94,841	29.45%
160	Albuquerque	Mountain View ES	52,183	29.31%
164	Albuquerque	Jackson MS	88,993	29.04%
167	Albuquerque	Cleveland MS	113,030	28.84%
169	Albuquerque	Apache ES	60,071	28.74%
170	Albuquerque	Highland HS	352,245	28.71%
171	Albuquerque	Eldorado HS	381,206	28.67%
173	Albuquerque	Kit Carson ES	76,144	28.60%
174	Albuquerque	McCullum ES	56,441	28.57%
175	Albuquerque	Governor Bent ES	64,036	28.54%
176	Albuquerque	Armijo ES	59,513	28.32%
177	Albuquerque	Sierra Vista ES	82,936	28.26%
185	Albuquerque	Eugene Field ES	56,860	27.95%
187	Albuquerque	Eisenhower MS	120,890	27.91%
188	Albuquerque	School on Wheels Alternative School	20,290	27.90%
189	Albuquerque	Lavaland ES	61,091	27.90%
194	Albuquerque	Barcelona ES	59,593	27.51%
195	Albuquerque	Mission Avenue ES	56,678	27.48%
196	Albuquerque	Washington MS	99,198	27.38%
197	Albuquerque	Hoover MS	115,323	27.35%
198	Albuquerque	Jimmy E. Carter MS	174,319	27.34%
201	Albuquerque	Montezuma ES	62,974	27.20%
207	Albuquerque	La Luz ES	53,671	26.94%
209	Albuquerque	Roosevelt MS	121,362	26.85%
215	Albuquerque	Dolores Gonzales ES	46,492	26.58%
224	Albuquerque	Emerson ES	94,678	25.87%
225	Albuquerque	La Mesa ES	85,779	25.85%
240	Albuquerque	Ernie Pyle MS	122,554	25.30%
248	Albuquerque	Wherry ES	82,298	25.01%
249	Albuquerque	Matheson Park ES	55,096	24.95%
250	Albuquerque	Griegos ES	45,514	24.94%
251	Albuquerque	Van Buren MS	84,128	24.86%
253	Albuquerque	Kennedy MS	99,715	24.85%
262	Albuquerque	Inez ES	60,078	24.26%
263	Albuquerque	Del Norte HS	299,642	24.23%
264	Albuquerque	Manzano HS	343,317	24.23%
267	Albuquerque	Alvarado ES	53,887	24.13%
277	Albuquerque	John Adams MS	124,329	23.69%
281	Albuquerque	Polk MS	107,293	23.40%

2012-2013 wNMCI Preliminary Ranking, Sorted by District then Rank

285	Albuquerque	Grant MS	127,267	23.14%
287	Albuquerque	Hawthorne ES	56,942	23.10%
289	Albuquerque	Taft MS	146,304	23.02%
327	Albuquerque	Double Eagle ES	78,458	21.30%
344	Albuquerque	Rio Grande HS	278,724	20.75%
349	Albuquerque	Harrison MS	100,741	20.42%
355	Albuquerque	A. Montoya ES	55,472	20.06%
357	Albuquerque	Cochiti ES	52,276	19.88%
359	Albuquerque	Onate ES	56,631	19.73%
375	Albuquerque	Mark Twain ES	33,013	18.70%
377	Albuquerque	Bel-Air Elem ES	75,966	18.46%
379	Albuquerque	Corrales ES	58,932	18.30%
383	Albuquerque	Lowell ES	59,010	18.13%
385	Albuquerque	John Baker ES	81,455	18.10%
388	Albuquerque	Volcano Vista HS NW	454,940	17.74%
392	Albuquerque	Dennis Chavez ES	83,129	17.60%
393	Albuquerque	S. Y. Jackson ES	56,004	17.43%
402	Albuquerque	San Antonito ES	53,719	17.20%
404	Albuquerque	Chelwood ES	126,308	16.96%
411	Albuquerque	Bandelier ES	85,070	16.56%
414	Albuquerque	Hayes MS	108,635	16.46%
422	Albuquerque	Navajo ES	81,403	15.96%
423	Albuquerque	Acoma ES	49,932	15.95%
428	Albuquerque	Sandia Base ES	51,962	15.71%
433	Albuquerque	Petroglyph ES	79,801	15.42%
437	Albuquerque	Valley HS	288,799	15.08%
445	Albuquerque	Tomasita ES	66,511	14.58%
462	Albuquerque	Sombra del Monte ES	68,183	13.71%
467	Albuquerque	Albuquerque HS	289,173	13.50%
470	Albuquerque	Lyndon B. Johnson MS	154,635	13.32%
498	Albuquerque	Atrisco Heritage Academy HS	511,626	11.78%
499	Albuquerque	Cibola HS	361,631	11.76%
502	Albuquerque	East San Jose ES	97,052	11.61%
523	Albuquerque	Freedom HS	43,667	10.35%
541	Albuquerque	Ventana ES	88,215	9.47%
548	Albuquerque	New Futures Alternative High School	37,168	8.97%
558	Albuquerque	Susie R. Marmon ES	93,874	8.44%
562	Albuquerque	Desert Ridge MS	169,297	8.26%
581	Albuquerque	Adobe Acres ES	80,741	6.82%
583	Albuquerque	James Monroe MS	182,241	6.50%
584	Albuquerque	Longfellow ES	50,612	6.49%
591	Albuquerque	Manzano Mesa ES	77,767	5.99%
600	Albuquerque	Los Ranchos ES	49,393	5.45%
601	Albuquerque	Vision Quest Alternative Middle School	2,000	5.44%
605	Albuquerque	Rudolfo Anaya ES	83,304	5.29%
614	Albuquerque	Mary Ann Binford ES	89,435	4.80%
617	Albuquerque	West Mesa HS	355,994	4.66%

2012-2013 wNMCI Preliminary Ranking, Sorted by District then Rank

619	Albuquerque	North Star ES	74,810	4.63%
620	Albuquerque	Edward Gonzales ES	229,005	4.59%
634	Albuquerque	Early College Academy Alternative	3,808	3.33%
663	Albuquerque	Georgia O'Keefe ES	49,893	2.07%
666	Albuquerque	Tony Hillerman MS	100,000	1.87%
695	Albuquerque	Desert Willow Family Alternative	39,629	0.60%
703	Albuquerque	Helen Cordero Primary	85,000	0.34%
714	Albuquerque	nex+Gen Academy HS	46,894	0.03%
717	Albuquerque	eCADEMY	36,128	0.00%
721	Albuquerque	Sunset View ES	83,304	0.00%
722	Albuquerque	Tierra Antigua ES	83,304	0.00%
147	Albuquerque-Charter	Los Puentes Charter School	10,638	30.07%
202	Albuquerque-Charter	Public Academy for Performing Arts	40,408	27.19%
265	Albuquerque-Charter	Twenty-First Century Public Academy	20,120	24.17%
270	Albuquerque-Charter	La Academia de Esperanza Charter	16,678	23.92%
296	Albuquerque-Charter	Nuestros Valores Charter School	11,719	22.77%
302	Albuquerque-Charter	Native American Community Academy	27,526	22.44%
331	Albuquerque-Charter	Montessori of the Rio Grande Charter	13,955	21.19%
427	Albuquerque-Charter	El Camino Real Academy	61,380	15.74%
439	Albuquerque-Charter	South Valley Academy	37,888	14.94%
479	Albuquerque-Charter	Academia de Lengua y Cultura	10,394	13.03%
521	Albuquerque-Charter	Career Academic and Technical	10,447	10.56%
522	Albuquerque-Charter	Digital Arts and Technology Academy	42,308	10.53%
607	Albuquerque-Charter	Bataan Military Academy	8,800	5.26%
640	Albuquerque-Charter	SIA Tech	11,564	3.06%
683	Albuquerque-Charter	Alice King Community School	11,016	0.87%
715	Albuquerque-Charter	Albuquerque Talent Development	13,572	0.00%
716	Albuquerque-Charter	Christine Duncan Community	13,332	0.00%
719	Albuquerque-Charter	Mountain Mahogany Community	8,736	0.00%
720	Albuquerque-Charter	Robert F. Kennedy Charter High School	24,743	0.00%
135	ABQ-State Chartered	La Promesa Early Learning	25,600	30.84%
421	ABQ-State Chartered	The Learning Community Charter	25,287	15.98%
547	ABQ-State Chartered	Academy of Trades and Technology	14,706	9.04%
550	ABQ-State Chartered	Creative Education Preparatory	13,330	8.95%
587	ABQ-State Chartered	Cesar Chavez Community	26,000	6.44%
618	ABQ-State Chartered	East Mountain Charter HS	43,752	4.64%
621	ABQ-State Chartered	Southwest Primary Learning Center	42,480	4.52%
626	ABQ-State Chartered	Gilbert L Sena Charter High School	16,016	3.91%
637	ABQ-State Chartered	Southwest Secondary Learning Center	30,128	3.14%
645	ABQ-State Chartered	Southwest Intermediate Learning	43,440	2.83%
658	ABQ-State Chartered	Montessori Elementary Charter School	29,997	2.18%
664	ABQ-State Chartered	North Valley Academy Charter School	39,034	2.06%
665	ABQ-State Chartered	Horizon Academy West Charter School	35,075	2.05%
673	ABQ-State Chartered	Amy Biehl Charter High School	41,900	1.49%
680	ABQ-State Chartered	Albuquerque Institute for Math and	23,525	1.06%
690	ABQ-State Chartered	Ralph J. Bunche Academy	5,079	0.80%
718	ABQ-State Chartered	La Resolana Leadership Academy	4,135	0.00%

2012-2013 wNMCI **Preliminary** Ranking, Sorted by District then Rank

42	Animas	Animas ES	24,376	44.85%
44	Animas	Animas MS/HS	82,237	44.68%
106	Artesia	Zia Intermediate	89,056	33.36%
186	Artesia	Roselawn ES	40,972	27.92%
237	Artesia	Penasco ES	5,858	25.40%
257	Artesia	Hermosa ES	46,120	24.74%
274	Artesia	Central ES	19,892	23.74%
299	Artesia	Yucca ES	33,839	22.60%
325	Artesia	Park Junior HS	122,020	21.36%
394	Artesia	Yeso ES	54,646	17.39%
397	Artesia	Artesia HS	309,152	17.34%
446	Artesia	Grand Heights Early Childhood	36,800	14.51%
217	Aztec	Park Avenue ES	70,768	26.37%
310	Aztec	Lydia Rippey ES	66,723	22.03%
438	Aztec	McCoy Avenue ES	68,199	15.04%
483	Aztec	Aztec HS	222,066	12.92%
518	Aztec	C.V. Koogler MS	120,473	10.79%
638	Aztec	Vista Nueva Alternative HS	14,820	3.13%
323	Aztec-Charter	Mosiac Academy Charter	9,024	21.49%
68	Belen	Rio Grande ES	44,163	38.19%
168	Belen	Jaramillo ES	51,691	28.81%
295	Belen	Belen HS	245,154	22.78%
306	Belen	Dennis Chavez ES	54,927	22.35%
395	Belen	La Merced ES	52,903	17.38%
430	Belen	Belen MS	147,981	15.65%
449	Belen	Gil Sanchez ES	48,054	14.48%
593	Belen	La Promesa ES	58,119	5.87%
679	Belen	Central ES	32,800	1.15%
704	Belen	Infinity Alternative HS	25,076	0.29%
47	Bernalillo	Santo Domingo ES/MS	78,213	44.05%
442	Bernalillo	Placitas ES	17,017	14.78%
444	Bernalillo	Bernalillo MS	107,901	14.59%
493	Bernalillo	Algodones ES	25,157	12.09%
564	Bernalillo	Carrol ES	64,000	8.22%
578	Bernalillo	Cochiti ES/MS	55,168	6.97%
606	Bernalillo	Bernalillo ES	62,946	5.28%
691	Bernalillo-State Chartered	Village Academy Charter School	7,103	0.78%
235	Bloomfield	Mesa Alta Junior HS	117,090	25.43%
242	Bloomfield	Central Primary School	90,897	25.24%
380	Bloomfield	Naaba Ani ES	84,121	18.25%
463	Bloomfield	Charlie Y. Brown HS	20,631	13.66%
527	Bloomfield	Bloomfield HS	274,934	10.22%
545	Bloomfield	Blanco ES	45,885	9.21%
644	Bloomfield	Bloomfield Early Childhood Center	57,772	2.88%
9	Capitan	Capitan HS	78,298	70.52%
16	Capitan	Capitan ES	38,844	61.03%
243	Capitan	Capitan MS	14,021	25.24%

2012-2013 wNMCI Preliminary Ranking, Sorted by District then Rank

69	Carlsbad	Joe Stanley Smith ES	33,614	38.16%
71	Carlsbad	Pate ES	30,454	38.07%
74	Carlsbad	Alta Vista MS	121,861	37.10%
100	Carlsbad	P.R. Leyva MS	167,400	33.75%
110	Carlsbad	Craft ES	27,973	33.12%
140	Carlsbad	Riverside ES	35,302	30.75%
155	Carlsbad	Sunset ES	37,817	29.58%
181	Carlsbad	Puckett ES	25,969	28.09%
200	Carlsbad	Monterrey ES	40,550	27.21%
244	Carlsbad	Hillcrest ES	38,920	25.19%
280	Carlsbad	Carlsbad HS	370,179	23.43%
288	Carlsbad	Early Childhood Education Center	52,126	23.07%
489	Carlsbad-Charter	Jefferson Montessori Academy	22,955	12.50%
530	Carrizozo	Carrizozo Combined School	65,132	10.10%
11	Central Consolidated	Grace B. Wilson ES	53,816	64.93%
31	Central Consolidated	Ruth N. Bond ES	73,620	50.28%
38	Central Consolidated	Newcomb HS	102,089	45.73%
52	Central Consolidated	Naschitti ES	33,665	42.51%
72	Central Consolidated	Newcomb ES	69,657	37.71%
117	Central Consolidated	Kirtland Central HS	208,300	32.70%
136	Central Consolidated	Mesa ES	66,445	30.83%
179	Central Consolidated	Tse'bit'ai MS	103,204	28.23%
205	Central Consolidated	Shiprock HS	217,812	27.06%
220	Central Consolidated	Kirtland ES	86,665	26.14%
517	Central Consolidated	Nizhoni ES	61,824	10.85%
575	Central Consolidated	Newcomb MS	53,472	7.22%
579	Central Consolidated	Eva B. Stokely ES	81,325	6.90%
595	Central Consolidated	Ojo Amarillo ES	79,565	5.84%
657	Central Consolidated	Kirtland MS	141,590	2.20%
689	Central Consolidated	Central Career Prep	31,364	0.81%
304	Chama Valley	Chama ES/ MS	46,736	22.41%
586	Chama Valley	Tierra Amarilla ES	27,384	6.44%
686	Chama Valley	Escalante MS/HS	82,494	0.85%
141	Cimarron	Cimarron HS	50,737	30.66%
158	Cimarron	Eagle Nest ES/MS	54,950	29.32%
234	Cimarron	Cimarron ES/MS	52,083	25.45%
661	Cimarron-Charter	Moreno Valley Charter High School	15,966	2.09%
34	Clayton	Clayton HS	95,399	47.84%
105	Clayton	Alvis ES	33,406	33.38%
266	Clayton	Clayton Junior HS	34,800	24.14%
542	Clayton	Kiser ES	13,527	9.42%
400	Cloudcroft	Cloudcroft ES/MS	66,152	17.21%
471	Cloudcroft	Cloudcroft HS	80,689	13.27%
45	Clovis	Highland ES	47,899	44.53%
76	Clovis	Parkview ES	48,642	36.83%
89	Clovis	Yucca Junior HS	126,769	34.89%
120	Clovis	Cameo ES	51,081	32.56%

2012-2013 wNMCI Preliminary Ranking, Sorted by District then Rank

144	Clovis	Marshall Junior HS	163,114	30.46%
213	Clovis	Ranchvale ES	56,922	26.71%
241	Clovis	Zia ES	62,218	25.25%
282	Clovis	Clovis HS	362,117	23.35%
311	Clovis	Sandia ES	46,911	21.98%
321	Clovis	Clovis Freshman Academy	99,396	21.62%
353	Clovis	Mesa ES	58,164	20.16%
360	Clovis	Choices	6,255	19.62%
378	Clovis	Barry ES	48,106	18.32%
623	Clovis	La Casita ES	47,837	4.40%
723	Clovis	Bella Vista ES	44,396	0.00%
236	Cobre	San Lorenzo ES	20,000	25.41%
315	Cobre	Central ES	78,764	21.74%
322	Cobre	Cobre HS	133,066	21.56%
662	Cobre	Hurley ES	37,104	2.07%
674	Cobre	Snell MS	90,739	1.40%
473	Corona	Corona Combined School	62,050	13.23%
381	Cuba	Cuba MS	47,381	18.25%
538	Cuba	Cuba ES	40,653	9.67%
625	Cuba	Cuba HS	112,496	4.03%
3	Deming	Deming Intermediate School	80,043	84.88%
190	Deming	Hofacket MS	90,206	27.77%
303	Deming	Chaparral ES	54,772	22.41%
320	Deming	Bell ES	33,884	21.65%
549	Deming	Memorial ES	44,088	8.97%
569	Deming	Bataan ES	67,405	7.81%
636	Deming	Red Mountain MS	145,168	3.19%
681	Deming	Columbus ES	75,384	0.95%
682	Deming	Ruben S. Torres ES	68,976	0.95%
528	Deming-Charter	Deming Cesar Chavez Charter HS	23,784	10.12%
515	Des Moines	Des Moines Combined School	76,455	10.92%
114	Dexter	Dexter MS	48,735	32.91%
465	Dexter	Dexter ES	80,092	13.55%
650	Dexter	Dexter HS	113,866	2.64%
305	Dora	Dora Combined	103,542	22.37%
415	Dulce	Dulce HS	222,142	16.30%
534	Dulce	Dulce MS	77,188	9.93%
652	Dulce	Dulce ES	68,764	2.50%
384	Elida	Elida ES	14,387	18.11%
425	Elida	Elida MS/HS	52,220	15.78%
33	Espanola	Los Ninos Kindergarten	23,388	48.53%
149	Espanola	Espanola Valley HS	178,046	29.82%
161	Espanola	Chimayo ES	36,047	29.18%
191	Espanola	Hernandez ES	38,849	27.75%
219	Espanola	Mountain View ES	20,601	26.24%
424	Espanola	Dixon ES	18,707	15.87%
429	Espanola	Abiquiu ES	24,291	15.66%

2012-2013 wNMCI Preliminary Ranking, Sorted by District then Rank

492	Espanola	Carlos F Vigil MS	124,626	12.16%
508	Espanola	James H Rodriguez ES	61,269	11.22%
560	Espanola	San Juan ES	54,340	8.37%
653	Espanola	Tony E Quintana ES	38,552	2.44%
4	Espanola-Charter	Carinos Charter	42,366	82.31%
119	Estancia	Estancia Combined ES	81,283	32.59%
316	Estancia	Estancia Valley Learning Center	3,470	21.73%
458	Estancia	Estancia HS	111,412	13.92%
50	Eunice	Eunice HS	115,695	43.67%
724	Eunice	Mettie Jordan ES	81,865	0.00%
61	Farmington	Farmington HS	255,413	40.14%
109	Farmington	Hermosa MS	93,788	33.23%
139	Farmington	Northeast ES	46,365	30.76%
183	Farmington	Country Club ES	63,644	28.04%
238	Farmington	Ladera Del Norte ES	58,317	25.39%
245	Farmington	McCormick ES	56,546	25.14%
252	Farmington	Mesa Verde ES	50,571	24.86%
298	Farmington	Apache ES	59,865	22.61%
308	Farmington	Bluffview ES	62,914	22.29%
328	Farmington	Piedra Vista HS	245,698	21.26%
354	Farmington	Mesa View MS	100,987	20.10%
362	Farmington	Animas ES	57,462	19.48%
469	Farmington	Esperanza ES	74,804	13.36%
546	Farmington	Rocinante HS	26,003	9.06%
563	Farmington	Career & Tech Old Swinburne	24,211	8.25%
588	Farmington	McKinley ES	71,170	6.42%
676	Farmington	Heights MS	83,956	1.21%
725	Farmington	Tibbetts MS	91,816	0.00%
70	Floyd	Floyd Combined School	94,941	38.13%
609	Fort Sumner	Fort Sumner Combined	124,702	5.12%
37	Gadsden	Desert View ES	52,854	46.42%
124	Gadsden	Chaparral ES	81,755	32.06%
206	Gadsden	Santa Teresa MS	132,268	27.04%
239	Gadsden	Riverside ES	66,148	25.38%
256	Gadsden	La Union ES	58,910	24.75%
297	Gadsden	Mesquite ES	74,760	22.66%
319	Gadsden	Sunland Park ES	57,584	21.67%
333	Gadsden	Desert Trail Intermediate	68,474	21.15%
335	Gadsden	Chaparral MS	93,937	21.05%
371	Gadsden	Loma Linda ES	56,660	19.18%
401	Gadsden	Santa Teresa HS	250,295	17.21%
525	Gadsden	Gadsden MS	166,310	10.31%
565	Gadsden	Gadsden ES	61,565	8.15%
570	Gadsden	Berino ES	87,167	7.71%
592	Gadsden	Chaparral HS	221,997	5.91%
612	Gadsden	Santa Teresa ES	63,357	4.92%
622	Gadsden	Sunrise ES	61,565	4.44%

2012-2013 wNMCI Preliminary Ranking, Sorted by District then Rank

647	Gadsden	Vado ES	61,565	2.73%
655	Gadsden	North Valley ES	61,565	2.39%
735	Gadsden	Anthony ES	99,112	0.00%
54	Gallup McKinley	Crownpoint HS	99,209	42.18%
57	Gallup McKinley	Ramah ES	29,354	41.61%
94	Gallup McKinley	Red Rock ES	51,436	34.57%
107	Gallup McKinley	Thoreau HS	123,310	33.32%
132	Gallup McKinley	Stagecoach ES	57,478	31.02%
318	Gallup McKinley	David Skeet ES	42,442	21.69%
326	Gallup McKinley	Navajo Pine HS	77,415	21.30%
364	Gallup McKinley	Chee Dodge ES	58,036	19.41%
365	Gallup McKinley	Thoreau MS	52,152	19.37%
370	Gallup McKinley	Crownpoint MS	54,677	19.18%
373	Gallup McKinley	Tohatchi HS	104,975	18.79%
376	Gallup McKinley	Rocky View ES	43,447	18.56%
440	Gallup McKinley	Ramah HS	64,430	14.93%
448	Gallup McKinley	Gallup Central HS	33,976	14.49%
485	Gallup McKinley	John F. Kennedy MS	99,629	12.82%
529	Gallup McKinley	Tobe Turpen ES	45,377	10.10%
537	Gallup McKinley	Gallup HS	401,900	9.77%
566	Gallup McKinley	Hiroshi Miyamura HS	198,476	7.96%
589	Gallup McKinley	Navajo ES	59,077	6.30%
598	Gallup McKinley	Tohatchi MS	45,894	5.56%
602	Gallup McKinley	Twin Lakes ES	41,206	5.38%
613	Gallup McKinley	Indian Hills ES	58,905	4.85%
635	Gallup McKinley	Gallup MS	102,981	3.19%
649	Gallup McKinley	Navajo MS	50,595	2.65%
671	Gallup McKinley	Tse' Yi' Gai HS	62,196	1.60%
693	Gallup McKinley	Tohatchi ES	46,180	0.75%
696	Gallup McKinley	Chief Manuelito MS	119,034	0.59%
726	Gallup McKinley	Crownpoint ES	47,073	0.00%
551	Gallup McKinley-Charter	Middle College Charter High School	3,314	8.83%
660	Grady	Grady Mun. Combined	69,532	2.15%
133	Grants Cibola	Bluewater ES	20,444	30.98%
193	Grants Cibola	Los Alamos MS	67,231	27.53%
233	Grants Cibola	Mount Taylor ES	67,354	25.53%
391	Grants Cibola	Seboyeta ES	17,384	17.64%
466	Grants Cibola	Mesa View ES	55,573	13.50%
552	Grants Cibola	Grants HS	299,624	8.80%
631	Grants Cibola	Cubero ES New 2011	37,482	3.59%
642	Grants Cibola	Laguna-Acoma MS/ HS	109,317	2.98%
659	Grants Cibola	San Rafael ES	26,662	2.17%
675	Grants Cibola	Milan ES	77,403	1.31%
409	Hagerman	Hagerman Combined	149,474	16.65%
403	Hatch Valley	Hatch Valley ES	42,289	17.00%
478	Hatch Valley	Rio Grande ES	39,254	13.09%
513	Hatch Valley	Hatch Valley MS	70,024	11.07%

2012-2013 wNMCI Preliminary Ranking, Sorted by District then Rank

516	Hatch Valley	Garfield ES	33,799	10.91%
628	Hatch Valley	Hatch Valley HS	153,774	3.85%
73	Hobbs	Broadmoor ES	31,682	37.43%
130	Hobbs	Highland Junior HS	122,931	31.26%
180	Hobbs	Taylor ES	38,130	28.21%
211	Hobbs	College Lane ES	60,544	26.81%
218	Hobbs	Stone ES	53,758	26.34%
228	Hobbs	Southern Heights ES	49,775	25.77%
261	Hobbs	Jefferson ES	42,906	24.27%
301	Hobbs	Edison ES	34,933	22.52%
368	Hobbs	Will Rogers ES	59,756	19.22%
369	Hobbs	Booker T. Washington ES	48,092	19.21%
407	Hobbs	Coronado ES	49,806	16.76%
418	Hobbs	Houston Junior HS	109,982	16.09%
436	Hobbs	Sanger ES	42,547	15.08%
474	Hobbs	Hobbs Freshman School	174,399	13.19%
505	Hobbs	Mills ES	37,152	11.34%
727	Hobbs	Hobbs HS	370,611	0.00%
300	Hondo Valley	Hondo Combined school	56,830	22.55%
292	House	House Combined School	50,021	22.86%
113	Jal	Jal ES	45,446	32.91%
247	Jal	Jal Jr./Sr. HS	117,445	25.03%
150	Jemez Mountain	Gallina ES	38,227	29.81%
337	Jemez Mountain	Coronado MS/HS	90,843	21.02%
520	Jemez Mountain	Lybrook ES/MS	28,530	10.60%
454	Jemez Mountain-Charter	Lindrith Heritage Charter	11,578	14.03%
476	Jemez Valley	Jemez Valley HS	66,984	13.14%
510	Jemez Valley	Jemez Valley ES	52,706	11.18%
526	Jemez Valley	Jemez Valley MS	35,432	10.30%
39	Jemez Valley-Charter	San Diego Riverside Charter School	18,816	45.71%
641	Jemez-State Chartered	Walatowa Charter High School	11,860	3.03%
223	Lake Arthur	Lake Arthur Combined School	105,170	25.96%
85	Las Cruces	Fairacres ES	55,445	35.18%
101	Las Cruces	Booker T. Washington ES	72,104	33.68%
103	Las Cruces	White Sands ES/MS	56,693	33.56%
143	Las Cruces	MacArthur ES	46,241	30.56%
162	Las Cruces	Mesilla Park ES	62,964	29.14%
165	Las Cruces	Desert Hills ES	76,726	28.95%
210	Las Cruces	Lynn MS	114,988	26.83%
212	Las Cruces	Onate HS	281,096	26.80%
222	Las Cruces	Zia MS	116,516	25.98%
254	Las Cruces	Jornada ES	53,406	24.83%
259	Las Cruces	Mesilla ES	46,505	24.36%
269	Las Cruces	Alameda ES	52,277	24.04%
272	Las Cruces	Hillrise ES	56,080	23.81%
275	Las Cruces	Dona Ana ES	69,458	23.74%
278	Las Cruces	Picacho MS	125,599	23.59%

2012-2013 wNMCI Preliminary Ranking, Sorted by District then Rank

309	Las Cruces	East Picacho ES	54,986	22.17%
312	Las Cruces	Hermosa Heights ES	53,516	21.97%
330	Las Cruces	Vista MS	96,550	21.20%
334	Las Cruces	Tombaugh ES	68,084	21.12%
339	Las Cruces	Sunrise ES	65,292	20.99%
361	Las Cruces	Highland ES	84,789	19.58%
396	Las Cruces	Conlee ES	58,788	17.37%
398	Las Cruces	Sierra MS	96,249	17.31%
450	Las Cruces	San Andres Lrng Ctr	49,001	14.41%
503	Las Cruces	Mayfield HS	296,855	11.47%
512	Las Cruces	Camino Real MS	115,817	11.11%
533	Las Cruces	Valley View ES	63,433	9.94%
539	Las Cruces	Cesar E. Chavez ES	75,291	9.53%
553	Las Cruces	Central ES	27768	8.78%
632	Las Cruces	Columbia ES	78,000	3.48%
646	Las Cruces	Sonoma ES	85,899	2.76%
699	Las Cruces	Mesa Middle School	118,000	0.52%
711	Las Cruces	Monte Vista ES	50,000	0.15%
728	Las Cruces	Centennial HS	324,400	0.00%
729	Las Cruces	University Hills ES	56,410	0.00%
55	Las Cruces-Charter	La Academia Dolores Huerta	12,400	42.06%
468	Las Cruces-Charter	Las Montanas Charter	26,737	13.43%
426	Las Cruces-State Chartered	Alma d' Arte Charter High	38,660	15.78%
86	Las Vegas City	Sierra Vista ES	49,848	35.14%
163	Las Vegas City	Robertson HS	230,351	29.07%
246	Las Vegas City	Paul D. Henry ES	32,591	25.07%
350	Las Vegas City	Mike Mateo Sena ES	27,709	20.37%
441	Las Vegas City	Legion Park ES	34,219	14.86%
567	Las Vegas City	Los Ninos ES	43,151	7.94%
611	Las Vegas City	Memorial MS	104,130	4.99%
475	Logan	Logan Combined	90,369	13.19%
17	Lordsburg	Southside ES	17,674	59.51%
43	Lordsburg	Lordsburg HS	86,668	44.71%
313	Lordsburg	R.V. T aylor ES	37,873	21.95%
358	Lordsburg	Central ES	30,011	19.75%
596	Lordsburg	Dugan Tarango MS	41,718	5.81%
49	Los Alamos	Barranca Mesa ES	61,871	43.86%
82	Los Alamos	Pinon ES	57,520	35.59%
102	Los Alamos	Chamisa ES	45,854	33.63%
342	Los Alamos	Mountain ES	58,971	20.83%
730	Los Alamos	Los Alamos HS	309,840	0.00%
192	Los Lunas	Peralta ES	48554	27.54%
268	Los Lunas	Tome ES	63,562	24.08%
290	Los Lunas	Manzano Vista MS	95,000	22.96%
294	Los Lunas	Daniel Fernandez ES	60,822	22.81%
324	Los Lunas	Raymond Gabaldon ES	47,625	21.44%
336	Los Lunas	Los Lunas MS	87,086	21.02%

2012-2013 wNMCI Preliminary Ranking, Sorted by District then Rank

366	Los Lunas	Desert View ES	55,568	19.36%
399	Los Lunas	Valencia ES	53,008	17.27%
417	Los Lunas	Century Alternative High	28,000	16.12%
455	Los Lunas	Ann Parish ES	69,708	14.02%
500	Los Lunas	Los Lunas ES	61,003	11.73%
506	Los Lunas	Katherine Gallegos ES	72,749	11.34%
507	Los Lunas	Valencia HS	209,153	11.33%
559	Los Lunas	Sundance ES	70,546	8.39%
678	Los Lunas	Los Lunas Family School	10,000	1.16%
697	Los Lunas	Bosque Farms ES	74,444	0.58%
731	Los Lunas	Los Lunas HS	296,768	0.00%
182	Loving	Loving New MS	55,614	28.07%
390	Loving	Loving ES	44,075	17.67%
531	Loving	Loving HS	55,849	10.02%
58	Lovington	Yarbro ES	55,254	41.08%
115	Lovington	Jefferson ES	43,841	32.82%
286	Lovington	Lovington HS	214,771	23.13%
356	Lovington	Taylor MS	101,521	19.99%
405	Lovington	Lea ES	44,753	16.86%
443	Lovington	Lovington 6th Grade Academy	105,607	14.60%
451	Lovington	Ben Alexander ES	62,038	14.33%
484	Lovington	Llano ES	63,498	12.83%
487	Lovington	Lovington Freshman Academy	17,600	12.59%
651	Lovington	New Hope Alternative HS	5,400	2.62%
452	Magdalena	Magdalena Combined	140,106	14.16%
276	Maxwell	Maxwell Combined School	53,822	23.71%
129	Melrose	Melrose Combined School	113,040	31.45%
18	Mesa Vista	Ojo Caliente ES	21,242	59.18%
307	Mesa Vista	Mesa Vista MS/HS	71,460	22.30%
491	Mesa Vista	El Rito ES	21,196	12.19%
352	Mora	Mora Combined School	147,040	20.28%
420	Mora	Holman ES	21,086	16.04%
255	Moriarty / Edgewood	Moriarty HS	254,012	24.82%
293	Moriarty / Edgewood	Moriarty ES	65,435	22.84%
406	Moriarty / Edgewood	Mountainview ES	67,809	16.77%
472	Moriarty / Edgewood	Route 66 ES	54,680	13.24%
490	Moriarty / Edgewood	South Mountain ES	43,174	12.31%
615	Moriarty / Edgewood	Edgewood MS	144,817	4.71%
732	Moriarty / Edgewood	Moriarty MS	66,672	0.00%
227	Mosquero	Mosquero Combined School	43,500	25.80%
122	Mountainair	Mountainair Jr./Sr. HS	78,538	32.37%
226	Mountainair	Mountainair ES	42,684	25.81%
6	NMSBVI Alamogordo Campus	Site	180,521	76.58%
7	NMSBVI Alamogordo Campus	Health Services (1933)	3,220	71.92%
65	NMSBVI Alamogordo Campus	Sacramento Dormitory (1968)	16,053	39.64%
67	NMSBVI Alamogordo Campus	Gymnasium (1952)	14,378	39.07%
78	NMSBVI Alamogordo Campus	Recreation/Ditzler Auditorium (1930)	19,026	36.52%

2012-2013 wNMCI Preliminary Ranking, Sorted by District then Rank

96	NMSBVI Alamogordo Campus	Wanda Raney Life Skills Center (1959)	10,574	34.47%
97	NMSBVI Alamogordo Campus	Garret Dormitory (1964)	14,145	34.43%
464	NMSBVI Alamogordo Campus	Library (1933)	4,830	13.62%
536	NMSBVI Alamogordo Campus	North Cottage (1930)	1,050	9.88%
577	NMSBVI Alamogordo Campus	South Cottage (1930)	1,050	7.07%
668	NMSBVI Alamogordo Campus	Jack Hall Building (1960)	24,426	1.82%
710	NMSBVI Albuquerque Campus	Site	39,171	0.17%
713	NMSBVI Albuquerque Campus	Early Childhood Facility (2009)	39,171	0.15%
544	NMSD Albuquerque Preschool	Site	8,237	9.27%
608	NMSD Albuquerque Preschool	Preschool Building (1995)	8,237	5.23%
1	NMSD Santa Fe Campus	Site	262,052	136.60%
22	NMSD Santa Fe Campus	Bldg 12-Health Center	6,154	56.51%
48	NMSD Santa Fe Campus	Cartwright Hall	22,457	44.00%
104	NMSD Santa Fe Campus	Bldg 09-Delgado Hall	11,945	33.55%
214	NMSD Santa Fe Campus	Bldg 15-Larson Gym	13,638	26.71%
643	NMSD Santa Fe Campus	Bldg 04-Connor Hall	30,350	2.98%
700	NMSD Santa Fe Campus	Bldg 13-Hester Hall	31,130	0.51%
705	NMSD Santa Fe Campus	Bldg 05-Cottage A	6,003	0.29%
706	NMSD Santa Fe Campus	Bldg 06-Cottage B	6,003	0.29%
707	NMSD Santa Fe Campus	Bldg 07-Cottage C	6,003	0.29%
708	NMSD Santa Fe Campus	Bldg 08-Cottage D	6,003	0.29%
284	Pecos	Pecos HS	96,160	23.27%
524	Pecos	Pecos ES	50,870	10.32%
648	Pecos	Pecos MS	20,690	2.65%
412	Penasco	Penasco ES	60,248	16.55%
432	Penasco	Penasco HS	68,757	15.43%
501	Penasco	Penasco MS	30,697	11.66%
172	Pojoaque Valley	Pojoaque MS	90,237	28.67%
457	Pojoaque Valley	Pablo Roybal ES	77,050	13.93%
495	Pojoaque Valley	Pojoaque HS	166,455	12.01%
670	Pojoaque Valley	Pojoaque Intermediate	31,306	1.68%
216	Portales	Portales Jr HS	91,737	26.40%
314	Portales	James ES	49,596	21.75%
343	Portales	Portales HS	193,091	20.78%
511	Portales	Valencia ES	53,496	11.14%
572	Portales	Brown ES	47,111	7.55%
694	Portales	Lindsey-Steiner ES	60,000	0.61%
111	Quemado	Datil ES	10,994	33.04%
477	Quemado	Quemado Combined	69,728	13.11%
90	Questa	Rio Costilla ES	23,002	34.85%
338	Questa	Alta Vista ES/MS	70,172	21.01%
453	Questa	Questa Junior High/HS	126,828	14.12%
594	Questa-State Chartered	Red River Valley Charter School	7,360	5.87%
108	Raton	Kearny ES	25,952	33.26%
283	Raton	Raton MS	54,773	23.28%
639	Raton	Raton HS	104,593	3.07%
10	Reserve	Glenwood ES	5,841	69.26%

2012-2013 wNMCI Preliminary Ranking, Sorted by District then Rank

20	Reserve	Reserve Combined School	90,992	57.11%
8	Rio Rancho	Lincoln MS	117,695	71.22%
221	Rio Rancho	Puesta Del Sol ES	84,977	26.03%
332	Rio Rancho	Rio Rancho ES	66,539	21.16%
346	Rio Rancho	Martin Luther King, Jr. ES	114,563	20.64%
348	Rio Rancho	Mountain View MS	124,106	20.52%
363	Rio Rancho	Eagle Ridge MS	139,338	19.42%
389	Rio Rancho	Rio Rancho HS	390,856	17.71%
431	Rio Rancho	Enchanted Hills ES	106,410	15.47%
496	Rio Rancho	Ernest Stapleton ES	87,201	12.00%
573	Rio Rancho	Rio Rancho MS	251,624	7.55%
610	Rio Rancho	Sue Cleveland HS	433,788	5.00%
627	Rio Rancho	Independence High	20,000	3.87%
669	Rio Rancho	Maggie Cordova ES	77,714	1.72%
701	Rio Rancho	Sandia Vista ES	80,800	0.44%
702	Rio Rancho	Cielo Azul ES	85,513	0.34%
2	Roswell	Del Norte ES	48,165	85.82%
15	Roswell	Mesa MS	80,242	61.20%
23	Roswell	Nancy Lopez ES	32,462	55.01%
25	Roswell	Parkview Early Literacy Center	27,796	53.61%
40	Roswell	Washington Avenue ES	38,950	45.68%
60	Roswell	Mountain View MS	65,802	40.46%
63	Roswell	Roswell HS	247,004	39.70%
148	Roswell	Goddard HS	231,623	29.94%
199	Roswell	Monterrey ES	49,500	27.23%
486	Roswell	Pecos ES	35,963	12.75%
504	Roswell	Berrendo MS	108,235	11.37%
603	Roswell	Sunset ES	42,721	5.33%
677	Roswell	University High	64,523	1.16%
685	Roswell	Sierra MS	84,005	0.86%
733	Roswell	East Grand Plains ES	35,324	0.00%
734	Roswell	Missouri ES	54,362	0.00%
374	Roswell-Charter	Sidney Gutierrez Charter Middle School	10,110	18.71%
535	Roy	Roy Combined School	51,400	9.91%
232	Ruidoso	Ruidoso HS	170,054	25.57%
519	Ruidoso	Sierra Vista Primary	40,102	10.76%
556	Ruidoso	White Moutian ES	49,466	8.68%
568	Ruidoso	Ruidoso MS	70,000	7.92%
382	San Jon	San Jon Combined	88,899	18.15%
121	Santa Fe	Kearny ES	55,150	32.39%
123	Santa Fe	Pinon ES	84,266	32.10%
126	Santa Fe	Acequia Madre ES	20,492	31.79%
159	Santa Fe	Nava ES	34,395	29.32%
178	Santa Fe	Wood-Gormley ES	31,741	28.24%
184	Santa Fe	Aspen Community Magnet School	97,287	27.96%
203	Santa Fe	Gonzales Community School	54,415	27.17%
230	Santa Fe	Cesar Chavez ES	64,315	25.58%

2012-2013 wNMCI Preliminary Ranking, Sorted by District then Rank

273	Santa Fe	Capital HS	183,031	23.75%
291	Santa Fe	E. J. Martinez ES	41,078	22.96%
341	Santa Fe	Edward Ortiz MS	107,000	20.90%
386	Santa Fe	Amy Biehl Community School	64,516	18.01%
387	Santa Fe	Chaparral ES	56,884	17.90%
435	Santa Fe	R.M. Sweeney ES	68,289	15.15%
459	Santa Fe	Agua Fria ES	72,124	13.87%
481	Santa Fe	El Dorado Community School	96,098	12.94%
488	Santa Fe	Atalaya ES	40,005	12.55%
494	Santa Fe	Santa Fe HS	325,234	12.07%
532	Santa Fe	Capshaw MS	101,244	9.98%
555	Santa Fe	Ramirez Thomas ES	78,755	8.71%
571	Santa Fe	De Vargas MS	100,596	7.60%
582	Santa Fe	Salazar ES	56,487	6.77%
599	Santa Fe	SER/SFPS Career Academy	22,298	5.46%
604	Santa Fe	Agua Fria Community School	137,957	5.33%
688	Santa Fe	Tesuque ES	24,351	0.83%
712	Santa Fe	Carlos Gilbert ES	42,346	0.15%
28	Santa Fe-Charter	Tierra Encantada Charter	28,000	52.47%
372	Santa Fe-Charter	Turquoise Trail Elementary Charter	65,681	18.81%
633	Santa Fe-Charter	Monte Del Sol Charter School	26,773	3.37%
687	Santa Fe-Charter	Academy for Technology and the	25,165	0.84%
125	Santa Rosa	Santa Rosa HS	107,788	31.88%
166	Santa Rosa	Santa Rosa ES	56,739	28.93%
585	Santa Rosa	Santa Rosa MS	42,300	6.45%
66	Silver	Jose Barrios ES	41,272	39.37%
80	Silver	Harrison H. Schmitt ES	59,416	35.88%
208	Silver	Sixth Street ES	33,618	26.86%
419	Silver	G.W. Stout ES	74,704	16.05%
574	Silver	Silver HS	193,194	7.51%
597	Silver	La Plata MS	108,953	5.67%
624	Silver	Silver City Opportunity School	9,000	4.25%
667	Silver	Cliff Combined	71,135	1.83%
35	Silver-State Chartered	Aldo Leopold Charter	10,800	47.03%
345	Socorro	Socorro HS	136,527	20.72%
347	Socorro	Midway ES	13,755	20.62%
413	Socorro	Zimmerly ES	52,627	16.51%
509	Socorro	Raymond Sarracino MS	90,484	11.20%
554	Socorro	Parkview ES	79,400	8.77%
557	Socorro-Charter	Cottonwood Valley Charter School	18,052	8.61%
340	Springer	Springer ES/MS Combined	45,569	20.98%
447	Springer	Springer HS	54,025	14.50%
153	T or C	Sierra ES	24,044	29.71%
229	T or C	Truth or Consequences MS	66,460	25.59%
434	T or C	Arrey ES	32,659	15.15%
654	T or C	Hot Springs HS	116,127	2.42%
5	Taos	Taos Chrysalis School	7,440	79.88%

2012-2013 wNMCI Preliminary Ranking, Sorted by District then Rank

32	Taos	Ranchos de Taos ES	55,851	49.08%
258	Taos	Taos HS	212,569	24.69%
456	Taos	Taos ES	40,376	13.97%
460	Taos	Arroyo del Norte ES	36,796	13.85%
497	Taos	Enos Garcia ES	115,328	11.81%
576	Taos	Taos MS	94,457	7.07%
656	Taos-Charter	Vista Grande Charter HS	6,540	2.24%
684	Taos-Charter	Taos Municipal Charter School	19,300	0.87%
709	Taos-Charter	Anansi Charter School	9,762	0.26%
24	Tatum	Tatum ES	36,745	54.04%
77	Tatum	Tatum Jr./Sr. HS	114,253	36.58%
616	Texico	Texico Combined	165,473	4.70%
128	Tucumcari	Tucumcari MS	77,774	31.52%
590	Tucumcari	Tucumcari ES	114,140	6.01%
698	Tucumcari	Tucumcari HS	119,277	0.52%
154	Tularosa	Tularosa MS	64,142	29.69%
480	Tularosa	Tularosa ES	69,252	12.95%
514	Tularosa	Tularosa Intermediate	47,144	11.05%
692	Tularosa	Tularosa HS	126,941	0.77%
367	Vaughn	Vaughn Combined School	69,155	19.33%
231	Wagon Mound	Wagon Mound Combined	62,245	25.57%
99	West Las Vegas	West Las Vegas MS	71,886	34.24%
461	West Las Vegas	Tony Serna Jr. ES	27,613	13.72%
482	West Las Vegas	Valley ES/MS	49,239	12.93%
543	West Las Vegas	Don Cecilio Martinez ES	29,704	9.30%
561	West Las Vegas	Luis E. Armijo ES	47,935	8.34%
629	West Las Vegas	West Las Vegas HS	139,333	3.72%
416	West Las Vegas-Charter	Rio Gallinas Charter School	4,467	16.24%
41	Zuni	Dowa Yalanne ES	64,014	45.39%
46	Zuni	A:Shiwi ES	56,037	44.32%
329	Zuni	Zuni MS (Old Intermediate)	78,296	21.24%
630	Zuni	Zuni HS	114,555	3.61%
672	Zuni	Twin Buttes HS	21,638	1.55%

Schools with "NRC" rankings are charter schools that have not reached their first renewal, followed by the expected date of renewal of charter. As such, these schools are not measured against the New Mexico Educational Adequacy Standards. Upon PEC or District renewal of the charter, these schools will be measured, evaluated and prioritized in the above list and eligible for grants under the standards-based capital outlay process.

NRC-2012	Albuquerque-Charter	Corrales International School	16,260	0.00%
NRC-2012	ABQ-State Chartered	Cottonwood Classical Preparatory	13,836	0.00%
NRC-2012	Albuquerque-Charter	Gordon Bernell Charter	12,757	0.00%
NRC-2012	ABQ-State Chartered	Media Arts Collabrative	10,800	0.00%
NRC-2014	Gadsden	Anthony Charter MS/HS	5,411	0.00%
NRC-2014	ABQ-State Chartered	Cien Aguas International School	12,852	0.00%
NRC-2014	ABQ-State Chartered	International School at Mesa del Sol	5,376	0.00%
NRC-2014	Santa Fe-State Chartered	NM School for the Arts Charter	45,183	0.00%
NRC-2014	Los Lunas-State Chartered	School of Dreams Academy	13,548	0.00%

2012-2013 wNMCI **Preliminary** Ranking, Sorted by District then Rank

NRC-2014	Taos-State Chartered	Taos Academy Charter School	6,382	0.00%
NRC-2014	ABQ-State Chartered	The New America School	16,014	0.00%
NRC-2015	ABQ-State Chartered	ACE Leadership High School	6,786	0.00%
NRC-2015	ABQ-State Chartered	Albuquerque School of Excellence	23,525	0.00%
NRC-2015	ABQ-State Chartered	Albuquerque Sign Language Academy	7,171	0.00%
NRC-2015	ABQ-State Chartered	South Valley Preparatory School	7,488	0.00%
NRC-2015	Taos-State Chartered	Taos Integrated School for the Arts	9,002	0.00%
NRC-2015	Rio Rancho-State Chartered	The ASK Academy	15,918	0.00%
NRC-2015	Santa Fe-State Chartered	The Masters Program	9,555	0.00%
NRC-2015	ABQ-State Chartered	Tierra Adentro	7,762	0.00%
NRC-2016	Las Cruces-State Chartered	J. Paul Taylor Academy Charter	9,629	0.00%
NRC-2016	ABQ-State Chartered	NM International Charter School	10,283	0.00%
NRC-2016	ABQ-State Chartered	The GREAT Academy	15,040	0.00%

PUBLIC SCHOOL CAPITAL OUTLAY COUNCIL

2012-2013 PSCOC STANDARDS-BASED CAPITAL OUTLAY PROCESS

PROPOSED WORKPLAN/TIMELINE

September 1, 2011	PSCOC Meeting <ul style="list-style-type: none"> ➤ 2011-2012 Master Plan Assistance Program - FMP Application and Procedures ➤ 2012-2013 Weight/Rank Methodology – New Mexico Condition Index (NMCI) ➤ 2012-2013 Variance Renewal – Charter & Alternative Schools ➤ Red-flag Quarterly Project Report ➤ PSFA FY2013 Budget & Organizational Structure
September 2, 2011	PSCOOTF Meeting <ul style="list-style-type: none"> ➤ Revenue Projections ➤ 2011-2012 PSCOC Awards ➤ FAD & Assessment Methodology
September 6, 2011	NMSD/NMSBVI – PSFA to distribute draft assumption criteria to PSCOC Special Schools Standards Subcommittee (PSSS), NMSD and NMSBVI for review.
September 12, 2011	Master Plan Assistance Program - Application Mail-out
September 13, 2011	NMSD Assumption Criteria Charrette (9:00 am – 4:00 pm PSFA Albuquerque Office)
September 14, 2011	NMSBVI Assumption Criteria Charrette (9:00 am –4:00 pm PSFA Albuquerque Office)
October 1, 2011 thru October 21, 2011	PSFA Staff /District Representatives - Review/Refine NMCI Data
October 3, 2011	Draft 2012-2013 NMCI Ranking released to Districts
October 5, 2011	PSCOOTF Meeting
October 7, 2011	Master Plan Assistance Program - Applications Due
October 12, 2011	Review draft standards with NMSD, selected architects and PSSS (9:00 am PSFA Albuquerque office)
October 17, 2011	PSCOOTF Subcommittee on Qualifications-Based Procurement
October 18, 2011	Review draft standards with NMSBVI, selected architects and PSSS (9:00 am PSFA Albuquerque office)
October 19, 2011	Comments on draft standards due to PSFA
October 21, 2011	PSSS review of draft standards and comments- 9:00 am
October 21, 2011	District Proposed Corrections to NM Public School Facilities Assessment Database Due to PSFA

October 24, 2011	Awards Subcommittee Meeting—1:30 pm
October 27, 2011	Administration, Maintenance & Standards Subcommittee—9:00 am <ul style="list-style-type: none">➤ NMSD/NMSBVI - Present Draft Standards Subcommittee
November 3, 2011	PSCOC Meeting <ul style="list-style-type: none">➤ Master Plan Assistance Program Awards➤ Draft 2012-2013 NMCI Ranking➤ Certification of SSTB funds➤ NMSD/NMSBVI—Draft Standards
November 10, 2011	PSCOOTF Subcommittee on Qualifications-Based Procurement
November 16-18, 2011	CES Workshop - Ben Lujan Maintenance Achievement Awards Ceremony
November 18, 2011	District Proposed Corrections to FAD due to PSFA
November 30, 2011	Awards Subcommittee Meeting—9:00 am
December 6, 2011	Administration, Maintenance & Standards Subcommittee—9:00 am <ul style="list-style-type: none">➤ NMSD/NMSBVI –Standards-Final Review & Recommendations for Incorporation into the Standards-Based Capital Outlay Process
December 12, 2011	PSCOC Meeting <ul style="list-style-type: none">➤ Preliminary 2012-2013 NMCI Ranking➤ PSCOC Annual Report – Draft➤ Red-flag Quarterly Project Report➤ PM Plan & FIMS Status➤ NMSD/NMSBVI –Adoption of Standards & Discussion of Incorporation into the Standards-Based Capital Outlay Process
December 13, 2011	Preliminary 2012-2013 NMCI Rank challenges due to PSFA
December 19, 2011	PSCOOTF Meeting <ul style="list-style-type: none">➤ NMSD/NMSBVI—Draft Standards
January 4, 2012	Awards Subcommittee Meeting—9:00 am
January 5, 2012	Administration, Maintenance & Standards Subcommittee—9:00 am
January 12, 2012	PSCOC Meeting <ul style="list-style-type: none">➤ Preliminary 2012-2013 NMCI Ranking (including incorporation of NMSD/NMSBVI – pending PSCOC/PSCOOTF recommendations and subject to Legislative Approval)
January 17, 2012 thru February 16, 2012	Legislative Session (30 day)
February 22, 2012	Awards Subcommittee Meeting—9:00 am
February 23, 2012	Administration, Maintenance & Standards Subcommittee—9:00 am

March 1, 2012	PSCOC Meeting <ul style="list-style-type: none">➤ Legislative Changes – Review➤ 2012-2013 Standards-Based Capital Outlay Application & Funding Pool➤ Red-flag Quarterly Project Report➤ PM Plan & FIMS Status
March 5, 2012	2012-2013 Standards-Based Capital Outlay Application Release
March 28-30, 2012	PED Spring Budget Workshop - Tentative
April 2, 2012	2012-2013 Standards-Based Capital Outlay & Roof Pre-Applications Due
April 2, 2012	2012-2013 NMCI Rank Appeals due from Districts
April 4, 2012	Awards Subcommittee Meeting—9:00 am
April 5, 2012	Administration, Maintenance & Standards Subcommittee—9:00 am
April 12, 2012	PSCOC Meeting <ul style="list-style-type: none">➤ 2012-2013 Standards-Based Pre-Applications Received➤ 2012-2013 Standards-Based Roof Applications Received➤ 2012-2013 NMCI Rank Appeals➤ Approval of 2012 QZAB & QSCB Applications
April 19, 2012	District roof applications distributed to roof consultants for development of cost proposals
April 23, 2012	Lease Payment Assistance Application—Mail-out to Districts
April 25, 2012	Awards Subcommittee Meeting—9:00 am
April 26, 2012	Administration, Maintenance & Standards Subcommittee—9:00 am
May 1, 2012	PSCOC Meeting
May 4, 2012	2012-2013 Standards-Based Capital Outlay Full Applications Due
May 8, 2012	PSCOOTF - Requested
May 10, 2012	Roof consultant proposals due to each applicant district
May 10, 2012 thru May 25, 2012	PSFA RM site visits and assistance to districts for 2012-2013 Standards-Based Capital Outlay
May 25, 2012	2012 QZAB & QSCB Applications Due
May 28, 2012	Roof consultant notices to proceed (PO issued) from districts
June 1, 2012	2012-2013 Standards-Based Capital Outlay Site Visit reports shared with Districts

June 8, 2012	2012-2013 Standards-Based Capital Outlay Final Revised Applications Due to PSFA
June 8-9, 2012	NMSBA Law Conference - Tentative
June 13, 2012	Awards Subcommittee Meeting—9:00 am
June 14, 2012	Administration, Maintenance & Standards Subcommittee—9:00 am
June 15, 2012	PSCOOTF Meeting – Requested
June 15, 2012	2012-2013 Standards-Based Capital Outlay Presentation Materials Due to PSFA
June 15, 2012	Lease Payment Assistance Application Deadline
June 21-22, 2012	PSCOC Meeting – District Presentations (Location TBA)
June 28, 2012	Roof consultant site visits conclude, with reports due to PSFA
July 18, 2012	Awards Subcommittee Meeting—9:00 am
July 19, 2012	Administration, Maintenance & Standards Subcommittee—9:00 am
July 26, 2012	PSCOC Meeting <ul style="list-style-type: none">➤ 2012-2013 Standards-Based Capital Outlay Awards➤ 2012-2013 Standards-Based Roof Awards➤ 2012-2013 Lease Assistance Awards➤ 2012 QZAB & QSCB Allocations
July 31, 2012	PSCOOTF Meeting - Tentative
August 29, 2012	Awards Subcommittee Meeting—9:00 am
August 30, 2012	Administration, Maintenance & Standards Subcommittee—9:00 am
September 7, 2012	PSCOC Meeting <ul style="list-style-type: none">➤ Regional Economic Report➤ Election of Chair & Vice Chair

TAB 6

Legislative Changes— Review

**Public School Facilities Legislation
2012 Legislative Session
Updated 2/17/2012**

4:07 PM

BILL #	PURPOSE	STATUS
HOUSE BILLS		
HB 100 Begaye	Repeal Charter School Capital Outlay Fund -- This bill repeals the sunset provision of the Charter School Capital Outlay Fund and the program to assist charter schools in the public school capital outlay act that are due to expire on July 1, 2012.	[2] not prntd-HRC [12] w/drn-prmtd-ref HEC/HTRC-HEC [17] DP-HTRC [22] DP [24] PASSED/H (63-1) [20] SFC
HB 139 Larranaga	Supplemental Road Severance Tax Bonds -- This bill amends the severance tax bonding act to add road construction projects and road maintenance as allowable expenditures of proceeds from the issuance of supplemental severance tax bonds and notes. The bill would reduce the bonding capacity provided to the public school capital outlay act by forty-four percent.	[3] HTPWC/HTRC/HAFC-HTPWC [10] DP/a-HTRC
HB 191 Trujillo	Severance Tax Bond Projects --HB 191 authorizes approximately \$127.8 million from severance tax bond capacity, and approximately \$5.5 million from other state funds for various capital outlay projects statewide. The bill contains an emergency clause. <i>(same as SB 65)</i> The projects in the bill were recommended by Legislative Finance Committee (LFC) staff for consideration by the full Legislature in the 2012 Regular Session.	[6] HTRC/HAFC-HTRC [24] DNP-CS/DP-HAFC [25] DP/a [26] PASSED/H (63-4) [20] tbld/S-w/drn [21] PASSED/S (35-0)
HB 279 Larranaga	PDC Risk Procurement Construction Manager -- HB 279 amends Section 13-1-124.1 of the Educational Facility Construction Manager At-Risk Act to allow the Property Control Division of the General Services Department (PCD) to use the construction manager at-risk procurement method of construction for a "property control division facility", which is defined in the bill as "a facility under the control of the property control division of the general services department pursuant to the Property Control Act."	[10] HLC/HBIC-HLC [14] DP-HBIC [19] DP [20] PASSED/H (46-21) [16] SCORC/SJC-SCORC [17] DP-SJC [20] DP
SENATE BILLS		
SB 65 Cisneros	Severance Tax Bond Projects --Senate Bill 65 authorizes approximately \$127.8 million from severance tax bond capacity, and approximately \$5.5 million from other state funds for various capital outlay projects statewide. The bill contains an emergency clause. <i>(same as HB 191)</i> The projects in the bill were recommended by Legislative Finance Committee (LFC) staff for consideration by the full Legislature in the 2012 Regular Session.	SPREF [1] SCC/SFC-SCC [2] germane-SFC

Public School Facilities Legislation
2012 Legislative Session
Updated 2/17/2012

2:07 PM

BILL #	PURPOSE	STATUS
SB 172 Boitano & James	<p><i>Naming of Public Property or Programs</i>--Senate Bill 172 prohibits state agencies, as well as local governments, from naming public property or programs after a public official during that official's term in office, and establishes the following naming procedures:</p> <ul style="list-style-type: none"> • No public building will be named after a living person, and buildings do not have to be named after persons at all. • For Property Control Division (PCD) buildings, the General Services Department (GSD) Secretary will establish a naming committee to develop at least three names for review by the GSD Secretary and the Governor. • For all buildings owned by agencies or branches of government not under PCD jurisdiction, the head or final decision maker of the agency or branch shall appoint a committee with duties as above. • For all other public buildings which are not state buildings, the executive head of the entity owning the building shall appoint a committee with duties as above. • The naming list is not limited to persons, and can include other descriptive or associative names. • If a person is proposed, the committee must conduct research on the person, including soliciting input from the state historian, and the community where the building is located. 	<p>[2] SCC/SRC/SPAC-SCC [4] germane-SRC</p>
SB 196 Nava	<p><i>Schools for Deaf & Blind Capital Outlay</i>--SB 196 amends the Public School Capital Outlay Act to make the New Mexico School for the Blind and Visually Impaired (NMSBVI) and the New Mexico School for the Deaf (NMSD) eligible for public school capital outlay funding under the standards-based capital outlay process and establishes the local match of 50% for educational facilities, 100% for support spaces with the ability for the Public School Capital Outlay Council (PSCOC) to adjust or waive the local share if the two constitutional special schools have no local resources available.</p> <p>This bill has been endorsed by the Public School Capital Outlay Oversight Task Force (PSCOOTF) and the Legislative Education Study Committee (LESC).</p> <p><i>Amendment:</i> The Senate Education Committee amendment addresses the technical issue on the direct appropriation offset and makes the proposed amendment identified in this analysis.</p>	<p>[2] SCC/SEC/SFC/SCC [9] germane-SEC [13] DP/a-SFC-w/dm-PASSED/S (30-0) [19] HEC [23] DP [24] PASSED/H (68-0)</p>
SB 208 Munoz	<p><i>School & College Citizen Bond Committees</i>-- SB 208 amends the College District Tax Act and the Public School Finance Act to create citizen bond oversight committees for both college and school districts that have bonded indebtedness or that are considering the issuance of general obligation bonds or other bonds.</p>	<p>[2] SCC/SEC/SFC-SCC [4] germane-SEC</p>

Public School Facilities Legislation
2012 Legislative Session
Updated 2/17/2012

2:07 PM

BILL #	PURPOSE	STATUS
SB 232 Nava	Capital Outlay for Mid School Science Needs-- This bill amends the Public School Capital Outlay Act to allow the Public School Capital Outlay Council (PSCOC) to allocate up to ten million dollars (\$10,000,000) annually for FY 2013 through FY 2017 from the Public School Capital Outlay Fund to renovate, remodel or provide middle school science facilities, including provision of scientific materials and equipment statewide. Projects are to be identified and ranked by the council using a priority methodology based on adequacy standards, with awards subject to expenditure within two years.	[2] SCC/SEC/SFC-SCC
SB 352 Nava	Public Peace, Health, Safety & Welfare-- This bill appropriates thirty-five thousand dollars from the general fund for expenditure in FY13 to establish a charter school facilities task force. The task force may use the appropriation to contract with a statewide public policy organization to assist in developing solutions on how charter schools may acquire needed buildings. A final report of the task force shall be presented to the LESC, the PSCOC the PSCOOTF and other pertinent committees and executive agencies.	[6] not prntd-SEC/SCC-SEC [10] DNP-CS/w/o rec-SCC-germane-ref SEC/SFC-SEC [13] DP-SFC
SJR 15 Sanchez	Los Lunas Property Transfer-- Senate Joint Resolution 15 authorizes the Property Control Division (PCD) to transfer four parcels of land surrounding the former Los Lunas Hospital & Training School totaling approximately 61.6 acres located in Los Lunas, currently leased to the Los Lunas Public Schools for student agricultural and science purposes.	[6] SRC/SFC-SRC [10] DP-SFC [16] DP-PASSED/S (33-0) [24] HVEC [25] DP
	OTHER BILLS	

Item	General Fund	Other State Funds	Intrnl Svc Funds/Inter- Agency Trnsf	Federal Funds	Total/Target
1 The purpose of the public school facilities oversight program is to oversee public school facilities in					
2 all eighty-nine school districts ensuring correct and prudent planning, building and maintenance using					
3 state funds and ensuring adequacy of all facilities in accordance with public education department					
4 approved educational programs.					
5 Appropriations:					
6 (a) Personal services and					
7 employee benefits		3,822.2			3,822.2
8 (b) Contractual services		197.1			197.1
9 (c) Other		1,504.3			1,504.3
10 Authorized FTE: 50.00 Permanent					
11 Performance measures:					
12 (a) Outcome: Percent of projects meeting all contingencies completed					
13 within the specified period of awards					90%
14 (b) Explanatory: Statewide public school facility condition index measured					
15 at December 31 of prior calendar year					
16 Subtotal		[5,523.6]			5,523.6
17 TOTAL OTHER EDUCATION	52,573.1	20,586.2		30,276.4	103,435.7
18 J. HIGHER EDUCATION					
19 On approval of the higher education department, the state budget division of the department of finance and					
20 administration may approve increases in budgets of agencies, in this section, with the exception of the					
21 policy development and institutional financial oversight program of the higher education department, whose					
22 other state funds exceed amounts specified. In approving budget increases, the director of the state					
23 budget division shall advise the legislature through its officers and appropriate committees, in writing,					
24 of the justification for the approval.					
25 Except as otherwise provided, any unexpended balances remaining at the end of fiscal year 2013 shall					

Item	General Fund	Other State Funds	Intrnl Svc Funds/Inter- Agency Trnsf	Federal Funds	Total/Target
------	-----------------	-------------------------	--	------------------	--------------

more than five percent and may request budget increases from internal service funds/interagency transfers and other state funds in excess of the five percent limitation from cash balances and revenue to address the department's budget deficit;

(29) the department of transportation may request budget increases up to twenty million dollars (\$20,000,000) from other state funds to meet federal match requirements, for debt service and related costs, intergovernmental agreements, lawsuit and construction- and maintenance-related costs and may request program transfers between the transportation and highway operations program and the programs and infrastructure program for costs related to engineering, construction and maintenance activities;

(30) the public school facilities authority may request budget increases for project management expenses pursuant to the Public School Capital Outlay Act; and

(31) the higher education department may request transfers to and from the other financing uses category and may request budget increases up to forty-five thousand dollars (\$45,000) for site visits and enforcement actions related to the private and proprietary school program.

F. The department of military affairs, the homeland security and emergency management department, the department of public safety, and the energy, minerals and natural resources department may request budget increases from the general fund as required by an executive order declaring a disaster or emergency.

Section 10. AUTHORITY TO REDUCE ALLOTMENTS.--

A. During fiscal year 2013, the department of finance and administration shall regularly consult with the legislative finance committee staff to compare revenue collections with the revenue estimate. If a general fund consensus revenue forecast projects that revenues and transfers to the general fund will be insufficient to meet general fund appropriations in Section 4 for fiscal year 2013, the governor, with the approval of the state board of finance and after review and an opportunity to comment by the legislative finance committee, shall reduce general fund allotments to all agencies, funds, programs and other recipients that receive a general fund appropriation in Section 4 of the General

[bracketed material] = deletion

SECTION 35. PUBLIC EDUCATION DEPARTMENT PROJECT--
APPROPRIATION FROM THE PUBLIC SCHOOL CAPITAL OUTLAY FUND.--Two million five hundred thousand dollars (\$2,500,000) is appropriated from the public school capital outlay fund to the public school capital outlay council, contingent upon approval of the public school capital outlay council, for expenditure in fiscal year 2012 and subsequent fiscal years to renovate and construct public school pre-kindergarten classrooms statewide.

7-27-12.2. Supplemental severance tax bonds; public school capital outlay projects.

A. The public school capital outlay council is authorized to certify by resolution that proceeds of supplemental severance tax bonds are needed for expenditures relating to public school capital outlay projects pursuant to the Public School Capital Outlay Act [22-24-1 NMSA 1978] or for the state distribution for public school capital improvements pursuant to the Public School Capital Improvements Act [22-25-1 NMSA 1978]. The resolution shall specify the total amount needed.

B. The state board of finance may issue and sell supplemental severance tax bonds in compliance with the Severance Tax Bonding Act when the public school capital outlay council certifies by resolution the need for the issuance of the bonds. The amount of the bonds sold at each sale shall not exceed the lesser of the amount certified by the council or the amount that may be issued pursuant to the restrictions of Section 7-27-14 NMSA 1978.

C. The state board of finance shall schedule the issuance and sale of the bonds in the most expeditious and economical manner possible.

D. The proceeds from the sale of the bonds are appropriated as follows:

(1) the amount certified by the secretary of public education as necessary to make the distribution pursuant to Section 22-25-9 NMSA 1978 is appropriated to the public school capital improvements fund for the purpose of carrying out the provisions of the Public School Capital Improvements Act; and

(2) the remainder of the proceeds is appropriated to the public school capital outlay fund for the purpose of carrying out the provisions of the Public School Capital Outlay Act.

TAB 7

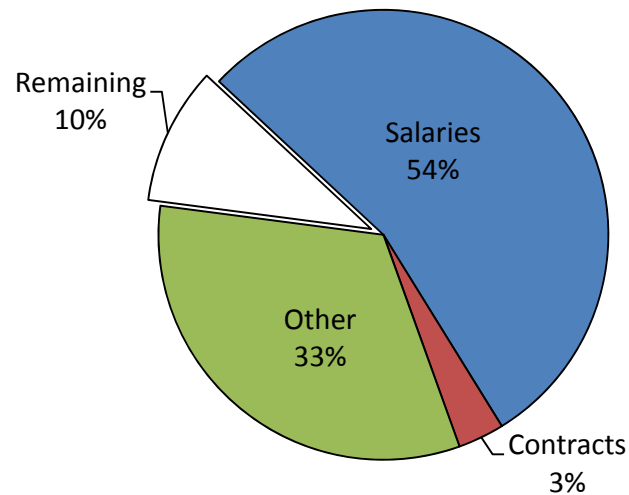
Director's Report

- a. PSFA FY12 Quarterly Budget Projection
- b. Energy Efficiency Bond Initiatives
- c. PM Plan and FIMS Status
- d. Project Status Reports
- e. Lease Payment Assistance Report

PSFA Operating Budget Quarterly Update and FY12 Projection

		<u>FY2012</u>	<u>FY12Q1 YTD</u>	<u>FY12Q2 YTD</u>	<u>FY12012</u>	
		Operating Budget	Cumulative Expenditures	Cumulative Expenditures	Projected Expenditures	Pct of Line Item Expended
		6,160.2	1,454.6	2,896.5	5,552.0	
Total	Percent of Operating Budget	100%	24%	47%	90%	90%
200	Personal Services and Employee Benefits	3,848.8	911.5	1,747.9	3,340.7	87%
300	Contractual Services	232.1	24.0	80.8	205.6	89%
400	Other	2079.3	519.1	1067.8	2005.7	96%

Public School Facilities Authority Projected Budget Expenditures FY2012



CATEGORY TOTALS

02/20/12
12:05 PM

BUDGET PROJECTIONS - FY 2012
Public School Facilities Authority
January Expenditures

C:\Users\jeaton\Desktop\Mar Mtg Financials\2012_BUDGET_PROJECTIONS_022012.xlsx\Cover

		A	B	C	D	E	F	G	H	I
		FY09	FY 12	FY 12	FY 12	FY 12	FY 12	FY 12	FY 12	FY 12
DESCRIPTION	CATEGORY	PRIOR YR ACTUAL EXPENSES	BEGINNING BUDGET	BARs*	ADJUSTED BUDGET	EXPENDED YR-TO-DATE* FY 12	ENCUMB YR-TO-DATE FY 12	PROJECTED EXPENDITURES TO YR END	TOTAL PROJECTED EXPENDITURES FY 12	BALANCE AVAILABLE
Personal Services & Employee Benefits	200	3,515,770	3,848,800	-	3,848,800	2,150,198	-	1,190,526	3,340,724	508,076
Contractual Services	300	139,321	232,100	-	232,100	91,978	90,354	113,592	205,571	26,529
Other Operating Costs	400	1,396,022	1,575,500	503,800	2,079,300	1,256,049	744,883	704,661	2,005,710	73,590
NG Uses	500	-	-	-	-	-	-	-	-	-
TOTAL		5,051,113	5,656,400	503,800	6,160,200	3,498,225	835,237	2,008,780	5,552,005	608,195

NOTES: * through Jan 31, 2012

Prepared by:	Jeff Eaton & Selena Romero
	Public School Facilities Authority
Date:	02/20/12 12:05 PM

NOTE: Date & expenditures (Column E thru I) pulled from
OFG Detailed Budget Projections found on following worksheet.

6-21D-1. Short title.

Chapter 6, Article 21D NMSA 1978 may be cited as the "Energy Efficiency and Renewable Energy Bonding Act".

6-21D-2. Definitions.

As used in the Energy Efficiency and Renewable Energy Bonding Act:

- A. "authority" means the New Mexico finance authority;
 - B. "bonds" means energy efficiency bonds;
 - C. "department" means the energy, minerals and natural resources department;
 - D. "energy efficiency measure" means a modification or improvement to a building or complex of buildings that is designed to reduce energy consumption or operating costs or that provides a renewable energy source and may include:
 - (1) insulation of the building structure or systems within the building;
 - (2) storm windows or doors, caulking or weatherstripping, multiglazed windows or doors, heat-absorbing or heat-reflective glazed and coated window or door systems, additional glazing, reductions in glass area or other window and door system modifications that reduce energy consumption;
 - (3) automated or computerized energy control systems;
 - (4) heating, ventilating or air conditioning system modifications or replacements;
 - (5) replacement or modification of lighting fixtures to increase the energy efficiency of the lighting system;
 - (6) energy recovery systems;
 - (7) on-site photovoltaics, solar heating and cooling systems or other renewable energy systems; or
 - (8) cogeneration or combined heat and power systems that produce steam, chilled water or forms of energy such as heat, as well as electricity, for use primarily within a building or complex of buildings;
 - E. "fund" means the energy efficiency and renewable energy bonding fund;
 - F. "school district" means a political subdivision of the state established for the administration of public schools, segregated geographically for taxation and bonding purposes and governed by the Public School Code;
 - G. "school district building" means a building, the title to which is held by a school district; and
 - H. "state building" means a building, the title to which is held by the state or an agency of the state.
-

6-21D-3. Building assessments for energy efficiency measures.

A. Upon the request of a state agency or a school district, the department may perform an energy efficiency assessment of a state or school district building to identify the energy efficiency measures that can be installed and operated at a total price that is less than the energy cost savings realized. In addition, the assessment shall include a schedule for funding and installing the energy efficiency measures that will realize significant energy cost savings in the shortest time frame. The department shall develop the assessment of:

- (1) state buildings in conjunction with the property control division of the general services department, the staff architect of the division, the capitol buildings planning commission and other state agencies with control and management over buildings; and
- (2) school district buildings, in conjunction with the public education department, the public school capital outlay council and the public school facilities authority.

B. State agencies and school districts shall cooperate with the department in the assessment performed pursuant to Subsection A of this section.

6-21D-4. Contracts for the installation of energy efficiency measures.

Pursuant to an energy efficiency assessment performed under Section [6-21D-3](#) NMSA 1978 and with the approval of the department, a state agency or school district may install or enter into contracts for the installation of energy efficiency measures on the building identified in the assessment. An installation contract shall be entered into pursuant to the Procurement Code [[13-1-28](#) NMSA 1978], except that the contract may be entered into for a term of up to ten years. The installation or contracts shall address provisions concerning payment schedules, monitoring, inspecting, measuring and warranties as are necessary to ensure that the energy efficiency measures will be installed and the energy cost savings realized in the manner most beneficial to the state; provided that bonds shall not be issued pursuant to the Energy Efficiency and Renewable Energy Bonding Act without a finding by the department that the energy cost savings realized from the energy efficiency measures will be greater than the debt service due on the bonds issued to finance the energy efficiency measures.

6-21D-5. Energy efficiency and renewable energy bonding fund; pledge of money in the fund.

A. The "energy efficiency and renewable energy bonding fund" is created as a special fund within the authority. The fund shall be administered by the authority as a special account. The fund shall consist of gross receipts tax revenues distributed to the fund by law, money transferred to the fund pursuant to the provisions of the Energy Efficiency and Renewable Energy Bonding Act and other transfers and appropriations made to the fund. Earnings of the fund shall be credited to the fund. Any unexpended or unencumbered balance in the energy efficiency and renewable energy bonding fund shall revert to the general fund at the end of a

fiscal year.

B. Money in the fund shall be pledged irrevocably by the authority for the payment of principal and interest on all bonds issued pursuant to the Energy Efficiency and Renewable Energy Bonding Act. Money in the fund is appropriated to the authority for the purpose of paying debt service, including redemption premiums, on the bonds and the expenses incurred in the issuance, payment and administration of the bonds.

C. On the last day of January and July of each year, the authority shall estimate the amount needed to make debt service payments on the bonds issued pursuant to the Energy Efficiency and Renewable Energy Bonding Act plus the amount that may be needed for any required reserves, administrative expenses or the obligations coming due during the next twelve months from the fund. Amounts that revert to the general fund from the energy efficiency and renewable energy bonding fund may be appropriated by the legislature to the department for the purposes of carrying out the provisions of the Energy Efficiency and Renewable Energy Bonding Act.

D. Upon payment or defeasance of all principal, interest and other expenses or obligations related to the bonds, the authority shall certify to the public education department, the department of finance and administration and the secretary of taxation and revenue that all obligations for the bonds issued pursuant to the Energy Efficiency and Renewable Energy Bonding Act have been discharged and shall direct that distributions cease to the fund pursuant to that act and the Tax Administration Act [7-1-1 NMSA 1978].

E. The bonds issued pursuant to the Energy Efficiency and Renewable Energy Bonding Act shall be payable solely from the fund or such other special funds as may be provided by law and do not create an obligation or indebtedness of the state within the meaning of any constitutional provision. A breach of any contractual obligation incurred pursuant to that act shall not impose a pecuniary liability or a charge upon the general credit or taxing power of the state, and the bonds are not general obligations for which the state's full faith and credit is pledged.

F. The state does hereby pledge that the fund shall be used only for the purposes specified in this section and pledged first to pay the debt service on the bonds issued pursuant to the Energy Efficiency and Renewable Energy Bonding Act. The state further pledges that any law authorizing the distribution of taxes or other revenues to the fund or authorizing expenditures from the fund shall not be amended or repealed or otherwise modified so as to impair the bonds to which the fund is dedicated as provided in this section.

6-21D-6. Calculation of cost savings; transfers to energy efficiency and renewable energy bonding fund.

A. Upon the installation of energy efficiency measures in a state building or school district building, the department shall calculate the estimated energy cost savings, in the form of lower utility payments by the school district or the state, that will be annually realized as a result of the installation of the energy efficiency measures. The department shall certify the estimate to the department of finance and administration and the general services department or other state agency with jurisdiction, in the case of state buildings, and to the department of finance and administration, the public education department and the school district, in the case of school district buildings.

B. In the case of a school district building, when calculating the state equalization guarantee distribution pursuant to Section [22-8-25](#) NMSA 1978, the public education department shall deduct ninety percent of the amount certified for the school district by the department.

C. Reduction of a school district's state equalization guarantee distribution shall cease when the school district's cumulative reductions equal its proportional share of the cumulative debt service payments necessary to service the bonds issued pursuant to the Energy Efficiency and Renewable Energy Bonding Act.

D. Prior to June 30 of each year, the total amount deducted for all school districts pursuant to Subsection B of this section shall be transferred to the fund.

E. In the case of a state building, the department of finance and administration shall deduct from the operating budget of the agency responsible for paying the utilities of the state building ninety percent of the amount certified for the agency by the department.

F. Deduction from the operating budget of the agency responsible for paying the utilities of the state building shall cease when the agency's cumulative deductions equal its proportional share of the cumulative debt service payments necessary to service the bonds issued pursuant to the Energy Efficiency and Renewable Energy Bonding Act.

G. Prior to June 30 of each year, the total amount deducted for all agencies and all state buildings pursuant to Subsection D of this section shall be transferred from the appropriate funds to the energy efficiency and renewable energy bonding fund.

6-21D-6.1. Energy efficiency assessment revolving fund.

The "energy efficiency assessment revolving fund" is created in the state treasury. The fund shall consist of appropriations, gifts, grants, donations and bequests made to the fund and reimbursements of costs incurred by the department in performing energy efficiency assessments pursuant to the Energy Efficiency and Renewable Energy Bonding Act. Income from the fund shall be credited to the fund, and money in the fund shall not revert or be transferred to any other fund at the end of a fiscal year. Money in the fund is appropriated to the department for the purposes of performing energy efficiency assessments. Expenditures from the fund shall be made on warrant of the secretary of finance and administration pursuant to vouchers signed by the secretary of energy, minerals and natural resources.

6-21D-7. Energy efficiency bonds authorized; conditions; procedure.

A. The authority is authorized to issue and sell from time to time revenue bonds, known as "energy efficiency bonds", in an amount outstanding at any one time not to exceed twenty million dollars (\$20,000,000), payable solely from the fund, in compliance with the Energy Efficiency and Renewable Energy Bonding Act and the New Mexico Finance Authority Act [[6-21-1](#) NMSA 1978] for the purpose of installing energy efficiency measures when the department has certified the need for the bonds and the conditions of Subsection C of this section have been satisfied.

B. The net proceeds from the bonds are appropriated to the authority for the purpose of making distributions to one or more state agencies or school districts that, pursuant to an energy efficiency assessment by the department, have committed to install energy efficiency measures or entered into contracts for the installation of the measures. Upon receipt of a distribution, the state agency or school district shall deposit into the energy efficiency assessment revolving fund the cost incurred by the department to make the energy efficiency assessment on the building and shall use the remainder for the installation of energy efficiency measures pursuant to the Energy Efficiency and Renewable Energy Bonding Act, provided that, after the installation of the energy efficiency measures, any unexpended balance of the bond proceeds shall revert to the energy efficiency and renewable energy bonding fund.

C. Bonds shall not be issued pursuant to this section unless:

- (1) a state agency or school district has committed to install or has entered into one or more contracts pursuant to Section [6-21D-4](#) NMSA 1978 for the installation of energy efficiency measures and the department has certified that the resulting energy cost savings will be realized within a reasonable time;
- (2) considering the timeliness and amount of energy cost savings estimated to be realized from the energy efficiency measures, the department has certified the approximate date when the energy cost savings are most likely to equal or exceed the debt service due on the bonds to be issued to fund the energy efficiency measures;
- (3) the life of energy efficiency measures meets or exceeds the life of the bonds allocable to those energy efficiency measures as determined by the department and the authority; and
- (4) based on the department's certification, the debt service on the bonds has been structured by the authority to preclude the annual debt service payments due until the date that the cost savings equal or exceed the debt service.

D. Each series of bonds shall be issued pursuant to the provisions of the New Mexico Finance Authority Act, except as otherwise provided in the Energy Efficiency and Renewable Energy Bonding Act.

[6-21D-8. Energy efficiency and renewable energy bonding act is full authority for issuance of bonds; bonds are legal investments.](#)

A. The Energy Efficiency and Renewable Energy Bonding Act and the New Mexico Finance Authority Act [[6-21-1](#) NMSA 1978] shall, without reference to any other act of the legislature, be full authority for the issuance and sale of energy efficiency bonds, which bonds shall have all the qualities of investment securities under the Uniform Commercial Code and shall not be invalid for any irregularity or defect or be contestable in the hands of bona fide purchasers or holders thereof for value.

B. Energy efficiency bonds are legal investments for any person or board charged with the investment of any public funds and are acceptable as security for any deposit of public money.

6-21D-9. Bonds tax exempt.

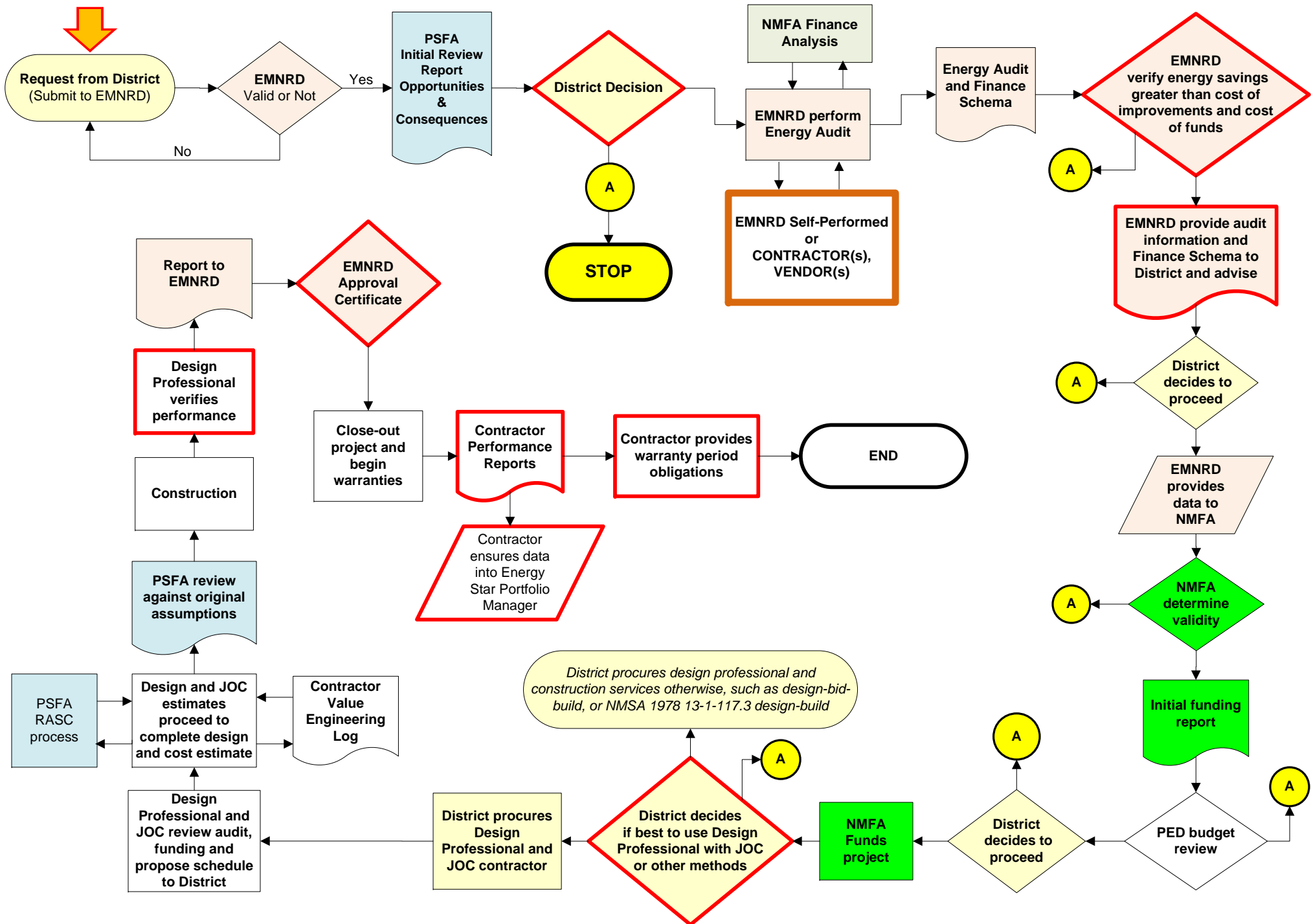
All energy efficiency bonds shall be exempt from taxation by the state or any of its political subdivisions.

6-21D-10. Annual report required.

No later than December 1 of each year, the department shall report to the legislature and to the governor on its activities during the previous fiscal year in administering the provisions of the Energy Efficiency and Renewable Energy Bonding Act. The report shall include:

- A. details concerning all payments made for the installation of energy efficiency measures;
- B. details concerning all expenditures made in administering the provisions of the Energy Efficiency and Renewable Energy Bonding Act;
- C. a list of all buildings on which an energy efficiency assessment has been performed and the buildings in which energy efficiency measures were installed;
- D. details showing how the energy cost savings were calculated;
- E. an analysis of whether the program has been cost-effective;
- F. a summary of activities being conducted during the present fiscal year; and
- G. any additional information that will assist the legislature and the governor in evaluating the program.

NMSA 1978 6-21D Energy Efficiency and Renewable Energy Bonding Act



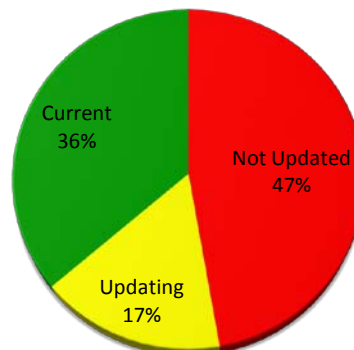
New Mexico Public Schools PM Plan Status - Feb. 17, 2012

School District	Original PSCOC Approval Date	Last Plan Update	Status
Alamogordo	08/05/05	03/01/10	UPDATING
Albuquerque	08/05/05	11/30/10	UPDATING
Animas	08/05/05	12/15/11	CURRENT
Artesia	09/06/06	07/01/09	NOT UPDATED
Aztec	09/21/05	10/18/11	CURRENT
Belen	09/21/05	10/01/11	CURRENT
Bernalillo	09/21/05	02/14/12	CURRENT
Bloomfield	09/21/05	08/27/09	NOT UPDATED
Capitan	05/03/06	09/28/10	NOT UPDATED
Carlsbad	05/03/06	11/30/11	CURRENT
Carrizozo	03/01/06	03/01/06	NOT UPDATED
Central	09/21/05	11/11/10	UPDATING
Chama	08/05/05	07/01/10	NOT UPDATED
Cimarron	09/06/06	09/06/06	NOT UPDATED
Clayton	11/02/05	12/05/11	CURRENT
Cloudcroft	06/27/06	03/01/09	NOT UPDATED
Clovis	09/21/05	06/13/11	CURRENT
Cobre	08/05/05	09/22/10	NOT UPDATED
Corona	11/02/05	08/13/10	NOT UPDATED
Cuba	09/21/05	02/23/10	NOT UPDATED
Deming	08/05/05	02/10/10	UPDATING
Des Moines	12/21/05	06/15/10	NOT UPDATED
Dexter	12/21/05	08/27/09	NOT UPDATED
Dora	11/02/06	09/27/10	NOT UPDATED
Dulce	09/06/06	12/20/10	CURRENT
Elida	12/21/05	10/01/10	UPDATING
Espanola	09/21/05	06/08/11	CURRENT
Estancia	12/21/05	08/30/11	CURRENT
Eunice	09/21/05	01/01/11	CURRENT
Farmington	11/02/05	10/31/11	CURRENT
Floyd	12/21/05	10/17/10	UPDATING
Fort Sumner	12/21/05	06/01/10	UPDATING
Gadsden	08/05/05	09/26/11	CURRENT
Gallup	08/05/05	12/02/11	CURRENT
Grady	11/02/05	02/01/10	UPDATING
Grants	12/21/05	12/08/10	CURRENT
Hagerman	08/05/05	02/22/10	UPDATING
Hatch	11/02/05	10/27/10	CURRENT
Hobbs	11/02/05	09/01/09	NOT UPDATED
Hondo Valley	06/27/06	10/05/10	NOT UPDATED
House	05/03/06	09/01/10	NOT UPDATED
Jal	03/01/06	03/01/06	NOT UPDATED
Jemez Mnt.	08/05/05	02/24/10	UPDATING
Jemez Valley	03/01/06	05/01/09	UPDATING
Lake Arthur	11/02/06	11/02/06	NOT UPDATED
Las Cruces	08/05/05	07/01/11	CURRENT
Las Vegas City	03/01/06	10/16/09	NOT UPDATED
Logan	05/03/06	09/01/10	CURRENT
Lordsburg	09/06/06	09/30/09	NOT UPDATED
Los Alamos	03/01/06	09/14/10	NOT UPDATED
Los Lunas	03/01/06	10/31/11	CURRENT
Loving	04/30/08	10/31/10	CURRENT
Lovington	11/02/05	02/24/10	UPDATING
Magdalena	11/02/05	11/02/05	UPDATING
Maxwell	05/03/06	08/30/10	NOT UPDATED
Melrose	03/01/06	11/26/11	CURRENT
Mesa Vista	11/02/05	12/03/08	NOT UPDATED
Mora	09/06/06	10/31/10	NOT UPDATED
Moriarty	11/02/05	08/23/10	NOT UPDATED
Mosquero	03/01/06	10/31/10	NOT UPDATED

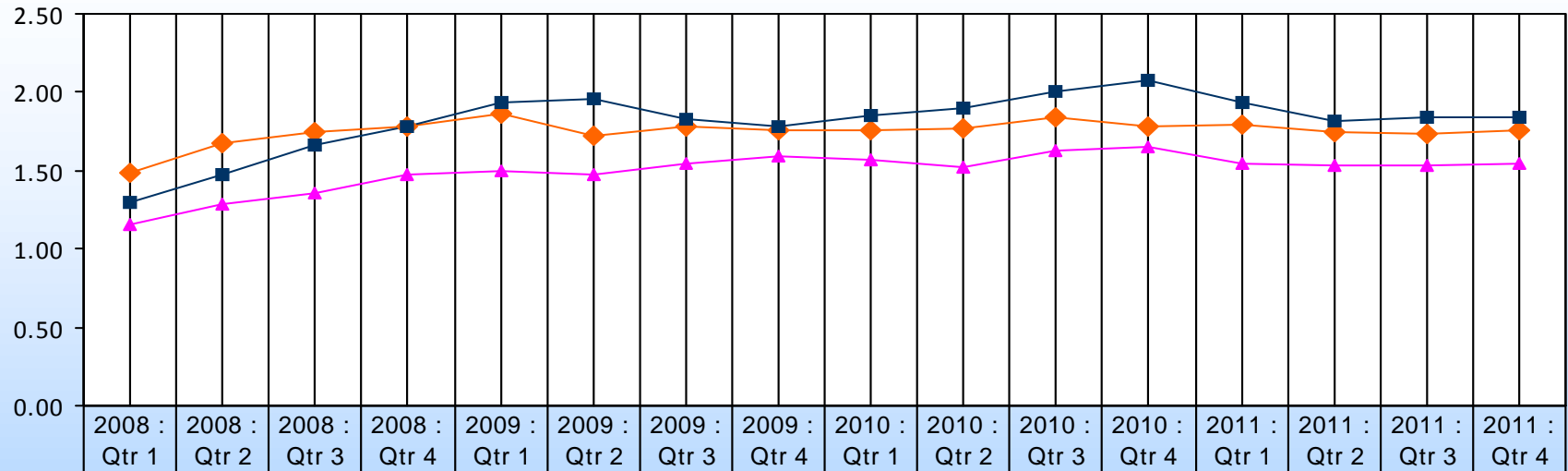
New Mexico Public Schools PM Plan Status - Feb. 17, 2012

School District	Original PSCOC Approval Date	Last Plan Update	Status
Mountainair	11/02/05	11/02/05	NOT UPDATED
Pecos	06/27/06	06/28/09	NOT UPDATED
Penasco	11/02/05	08/06/11	CURRENT
Pojoaque	08/05/05	03/19/09	UPDATING
Portales	09/21/05	09/21/05	NOT UPDATED
Quemado	10/01/06	10/01/06	NOT UPDATED
Questa	06/27/06	06/27/06	NOT UPDATED
Raton	05/03/06	03/16/11	CURRENT
Reserve	11/01/06	05/01/11	CURRENT
Rio Rancho	08/05/05	08/23/11	CURRENT
Roswell	08/05/05	07/01/10	NOT UPDATED
Roy	12/21/05	08/30/10	NOT UPDATED
Ruidoso	08/05/05	10/01/09	NOT UPDATED
San Jon	12/21/05	11/28/11	CURRENT
Santa Fe	06/27/06	09/10/10	NOT UPDATED
Santa Rosa	06/27/06	10/27/11	CURRENT
Silver	08/05/05	10/24/11	CURRENT
Socorro	09/06/06	10/29/10	CURRENT
Springer	11/02/05	09/27/10	NOT UPDATED
Taos	12/21/05	09/01/10	NOT UPDATED
Tatum	09/06/06	02/17/10	NOT UPDATED
Texico	06/27/06	07/01/10	NOT UPDATED
Truth or Conseq	12/21/05	11/06/11	CURRENT
Tucumcari	09/06/06	05/01/10	NOT UPDATED
Tularosa	12/21/05	11/10/09	NOT UPDATED
Vaughn	06/27/06	04/12/10	NOT UPDATED
Wagon Mound	12/21/05	11/03/11	CURRENT
West Las Vegas	08/05/05	08/26/10	NOT UPDATED
Zuni	09/21/05	12/01/10	CURRENT
NMSD	01/01/10	01/01/10	UPDATING
NMSBVI	11/06/09	10/29/10	CURRENT

Totals	Not Updated	43	47%
	Updating	15	16%
	Current	33	36%



FIMS Proficiency Progression



SumOfMD Average	1.4886	1.6742	1.7416	1.7865	1.8676	1.7275	1.7802	1.761	1.7578	1.7637	1.8407	1.7775	1.7893	1.7417	1.7308	1.761
SumOfPMD Average	1.2921	1.4775	1.6629	1.7865	1.9298	1.9551	1.8297	1.7802	1.8462	1.9011	2	2.0797	1.9396	1.8194	1.8434	1.8352
SumOfUD Average	1.1601	1.2865	1.3567	1.4719	1.4972	1.4747	1.5412	1.5907	1.573	1.5192	1.6236	1.6494	1.5444	1.5365	1.533	1.5412

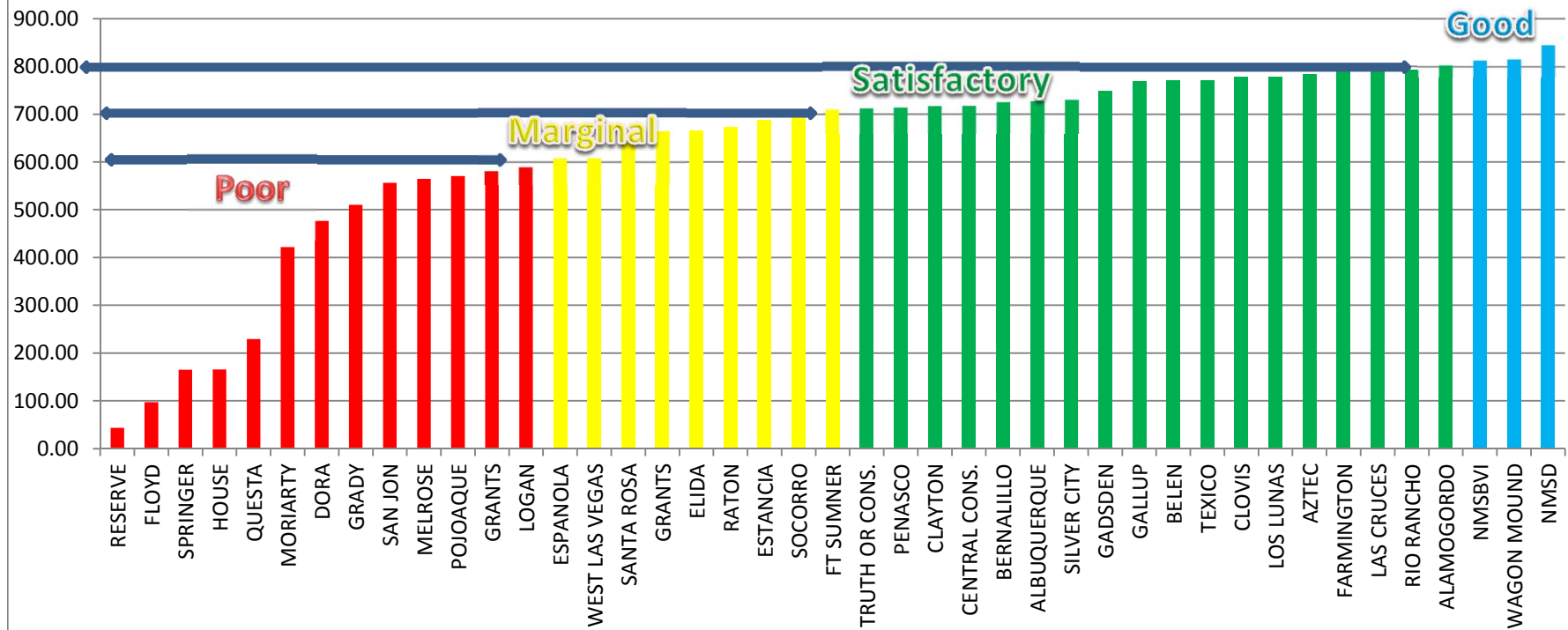
FIMS (Facility Information Management System) scores for last quarter of 2011.

School District	MD Score	PMD score	UD score
Alamogordo	2.75	2	2
Albuquerque	2.75	2	2
Animas	2	2.5	2
Artesia	1.75	2.5	0.5
Aztec	2	2.25	2
Belen	2.5	2.25	2
Bernalillo	2.5	2.25	2
Bloomfield	2.25	2.25	1
Capitan	1.25	2	0.5
Carlsbad	1.5	1.5	1
Carrizozo	1.25	1.25	2
Central	2.25	2.5	2
Chama	2	1.5	1.5
Cimarron	1.5	1.5	2
Clayton	2	2.25	0
Cloudcroft	1.5	1.75	2
Clovis	2.25	2	2
Cobre	1.75	1.5	2
Corona	1	1.5	2
Cuba	1.5	1.75	2
Deming	1.75	2.25	1.5
Des Moines	1.25	1.25	0.5
Dexter	1.5	1.75	2
Dora	1.5	2	2
Dulce	1.75	2.5	1.5
Elida	1.5	1.75	2
Espanola	1.75	1.75	2
Estancia	1.75	2	2
Eunice	1.5	2	1.5
Farmington	2.25	2.5	2
Floyd	2	1.75	2
Fort Sumner	2	1.75	2
Gadsden	2.25	2.25	2
Gallup	2.25	2	2
Grady	1.5	1.75	1.5
Grants	2.25	2	2
Hagerman	2	2	2
Hatch	1.5	1.75	2
Hobbs	2	1.75	1

School District	MD Score	PMD score	UD score
Hondo Valley	1.5	1.75	1
House	1.5	1.75	2
Jal	1.25	1.75	0
Jemez Mnt.	2	1.75	1.5
Jemez Valley	1.75	2	2
Lake Arthur	1.25	1.5	1
Las Cruces	2	2.25	2
Las Vegas City	1.25	2	2
Logan	1.75	2	2
Lordsburg	1.5	2	2
Los Alamos	1.75	1.75	2
Los Lunas	2.25	2.5	2
Loving	2	2.25	2
Lovington	2.25	1.75	1.5
Magdalena	1.75	2.25	0
Maxwell	1.25	1.5	2
Melrose	2.25	2.5	2
Mesa Vista	1.5	1.5	1.5
Mora	1.75	1.75	1.75
Moriarty	2.25	2.25	2
Mosquero	1.25	1.25	2
Mountainair	2	2	0
Pecos	2	2	1
Peñasco	1.75	1.75	1.5
Pojoaque	1.25	1.5	2
Portales	1.5	1.5	2
Quemado	0	0	0
Questa	1.25	1.25	0
Raton	1.75	2.5	2
Reserve	0	0	0
Rio Rancho	2	2.25	2
Roswell	2.25	1.75	2
Roy	1.5	2.25	1.5
Ruidoso	2.25	1.75	2
San Jon	1.75	2.25	2
Santa Fe	1.5	1.5	2
Santa Rosa	1.5	2	0
Silver	2.25	2	1.5
Socorro	1.75	1.5	1.5

School District	MD Score	PMD score	UD score
Springer	1	1.25	1
Taos	1.25	1.25	1
Tatum	1.5	1.75	0
Texico	1.75	1.75	2
Truth or Conseq	2	2.5	2
Tucumcari	1.75	1.75	2
Tularosa	1.5	1.5	1
Vaughn	1	1	1
Wagon Mound	1.75	1.75	2
West Las Vegas	1.75	1.5	1
Zuni	2	1.75	1
NMSD	2	2.5	0
NMSBVI	1.5	1.75	2

FMAR Average July 2011 to Present



Forty three districts have been assessed thus far for a total of 76 Qualified FMARS since July 2011.

PSCOC Project Status Report

2/20/2012

Non Applicable

Ahead of Schedule

On Schedule

Behind Schedule

Behind Schedule, No Progress

ED - ED Spec Development : Developing RFP/Contracts for Ed Spec Writer
PD - Project Development : Developing RFP/Contracts for Design Professionals
DD - Design Development : Project design development through completion of construction documents (plans and specs, bidding/proposal phas
C - Construction : Project under construction
SC - Substantial Completion : Project in punchlist phase
CP - Correction Period : Project complete and under warranty
PO - Post Occupancy Evaluation

School District	Proj #	Project Name	ED	PD	DD	C	SC	CP	PO	Project Status	Manager Report	TOTAL	Committed	Expended	Balance
Alamogordo Public Schools	P11-001	Yucca Elementary Renovation								PD / 100% / 1 mos	District requested a schedule revision on the new elementary school project, which may impact the schedule for this project. A meeting is scheduled on 01-18-12 to kick off design development.	\$266,056	\$120,515	\$0	\$145,541
Alamogordo Public Schools	P11-002	Yucca Elementary (New)								PD / 60% / 1 mos	The District has requested to revise the MOU schedule for this project by delaying the beginning of the MOU schedule by one month and the end by six months. This revision may impact the renovation project of the existing Yucca ES. A draft RFP for design services was submitted on 11-15-11. The District may consider RFP for construction delivery method in lieu of CMAR. A mandatory pre-design proposal meeting was held on 11-28-11. The proposals are due on 01-20-12 and will be evaluated on January 27, 2012.	\$720,563	\$0	\$0	\$720,563
Albuquerque Public Schools	R10-002	MacArthur Elementary Roof								DD / 100% / mos	APS To Fund 100%, will receive credit on offset. This project is designed but is ON HOLD BY APS. It will be completed at the same time the kindergarten classrooms, kitchen and cafeteria addition project is constructed. The project is scheduled to go out for RFP in 7/11/12.	\$0	\$0	\$0	\$0
Albuquerque Public Schools	R10-004	McKinley Middle School Roof								CP / 90% / 2 mos	APS To Fund 100%, will receive credit on offset.	\$0	\$0	\$0	\$0
Albuquerque Public Schools	P06-002	New Southwest High School (Atrisco Heritage)								C / 85% / 4 mos	Phase III in construction ahead of schedule.	\$52,501,636	\$51,120,464	\$49,881,998	\$1,381,172
Albuquerque Public Schools	P12-001	Douglas MacArthur Elementary School								DD / 30% / 5 mos	Kitchen and Cafeteria addition in design. Kindergarten classroom addition design 100% complete.	\$0	\$0	\$0	\$0
Albuquerque Public Schools	P12-002	McKinley Middle School								DD / 0% / 10 mos	Science classrooms renovation design 100% complete. General classrooms addition needs to have an architect selected for design. RFP for design delayed 3 months by APS due to budget reconciliation.	\$430,982	\$0	\$0	\$430,982
Albuquerque Public Schools	P12-003	Chaparral Elementary School								DD / 100% / 7 mos	Design 100% complete. APS waiting for funding to be released. Scheduled to go out for construction RFP in July 2012.	\$815,755	\$0	\$0	\$815,755
Animas Public Schools	R12-001	Animas High School Cafeteria Roof								CP / 100% / 1 mos	Roof repairs complete.	\$58,530	\$58,530	\$58,530	\$0
Belen Consolidated Schools	R11-001	Belen High School Roof								C / 90% / 1 mos	Contractor is expecting to reach substantial completion in December 2011. Weather has delayed the project a couple of weeks.	\$0	\$0	\$0	\$0
Belen Consolidated Schools	P12-004	Family School								ED / 50% / 1 mos	Ed spec committee meetings are completed. Consultant is finalizing Ed Specs.	\$0	\$0	\$0	\$0
Bernalillo Public Schools	P09-008	Willanna D. Carroll Elementary School (Grades 3,4,5)								CP / 100% / 8 mos	project complete.	\$8,518,917	\$5,001,165	\$4,993,311	\$3,517,752
Bernalillo Public Schools	P09-009	Roosevelt Elementary School - Remodel Carroll E.S. K-2								SC / 99% / 1 mos	Punch list is complete. final C.O. obtained. Contractor working on gathering close-out items. T&B on-going.	\$7,167,079	\$4,444,815	\$4,283,510	\$2,722,264
Bernalillo Public Schools	R11-003	Cochiti Elementary Roof								SC / 100% / 1 mos	complete. contractor to deliver as-builts	\$18,870	\$11,329	\$0	\$7,541
Bernalillo Public Schools	P12-005	Bernalillo High School								ED / 5% / 5 mos	District selected Ed Spec writer; recommendation submitted and approved by the board. District issued contract- contract being processed.	\$1,355,200	\$0	\$0	\$1,355,200

PSCOC Project Status Report

2/20/2012

	Non Applicable
	Ahead of Schedule
	On Schedule
	Behind Schedule
	Behind Schedule, No Progress

ED - ED Spec Development : Developing RFP/Contracts for Ed Spec Writer
PD - Project Development : Developing RFP/Contracts for Design Professionals
DD - Design Development : Project design development through completion of construction documents (plans and specs, bidding/proposal phas
C - Construction : Project under construction
SC - Substantial Completion : Project in punchlist phase
CP - Correction Period : Project complete and under warranty
PO - Post Occupancy Evaluation

School District	Proj #	Project Name	ED	PD	DD	C	SC	CP	PO	Project Status	Manager Report	TOTAL	Committed	Expended	Balance
Central Consolidated Schools	R10-005	Naschitti ES								CP / 85% / 1 mos	Naschitti ES Roofing Project. Work completed in March of 2011 and project is presently in the Correction period.	\$59,915	\$32,092	\$32,092	\$27,823
Central Consolidated Schools	P09-011	Natanni Nez Elementary School								DD / 60% / 3 mos	PSCOC has approved funding transfer from Nataani Nez ES to Mesa ES, Nizhoni ES, Eva B. Stokely ES for design to accommodate the transfer of students. Design work to be completed by February, 2012 for the first phase with construction to start in the summer of 2012 for the first phase of this project, the roofing and some ancillary work at Nizhoni ES. The balance to be completed by August, 2013.	\$478,360	\$337,581	\$22,852	\$140,779
Cimarron Municipal Schools	P09-012	Moreno Valley High School								CP / 100% / mos	Certificate of Final Completion issued.	\$531,000	\$531,000	\$531,000	\$0
Clovis Municipal Schools	R10-006	Clovis HS								CP / 75% / 3 mos	Close out meeting was held with the district, architect, contractor and PSFA. All required close out documents were submitted and received.	\$469,352	\$421,366	\$420,181	\$47,986
Clovis Municipal Schools	P09-013	Bella Vista Elementary School								C / 10% / 16 mos	Slabs for new additions poured. Steel on site and ready for installation.	\$6,682,844	\$5,619,423	\$738,135	\$1,063,421
Clovis Municipal Schools	P09-014	James Bickley Elementary School								DD / 35% / 8 mos	Schematic Design approved. Progressing with design development documents.	\$587,782	\$587,782	\$243,455	\$0
Clovis Municipal Schools	P08-009	La Casita Elementary								C / 90% / 3 mos	Phase I classroom addition and new multipurpose room complete. Site work including parking, parent pick up/drop off and bus loop complete. Phase II classroom renovations 85% complete.	\$7,390,000	\$6,102,815	\$5,408,654	\$1,287,185
Clovis Municipal Schools	P09-015	Lockwood Elementary School								DD / 99% / 1 mos	Final construction documents received by RM, reviewed and shipped for final PSFA planning approval. Waiting for final approval of construction documents from PSFA Planning.	\$651,298	\$605,074	\$394,878	\$46,224
Clovis Municipal Schools	P09-016	Marshall Junior High School								C / 85% / 2 mos	Phase I classroom and gang bathroom renovation complete. Kitchen and cafeteria complete. Phase II addition exterior enclosed, interior renovations 80% complete.	\$6,662,826	\$4,909,015	\$4,232,215	\$1,753,811
Clovis Municipal Schools	P11-020	New Middle School								C / 5% / 19 mos	Site work progressing well. CMAR amendment 2 complete. Contractor mobilized and beginning footings.	\$19,157,451	\$16,427,221	\$680,565	\$2,730,230
Clovis Municipal Schools	R11-004	Clovis High School Roof								C / 45% / 3 mos	Contractor is coordinating with GWC abatement for roof removal. Work is not progressing as anticipated due to adverse weather conditions.	\$1,122,513	\$921,783	\$0	\$200,730
Clovis Municipal Schools	R11-005	9th Grade Academy Roof								C / 40% / 4 mos	Contractor is coordinating with GWC abatement for roof removal. Work is not progressing as anticipated due to adverse weather.	\$1,457,158	\$1,212,099	\$0	\$245,059
Cobre Consolidated Schools	P09-017	Central Elementary School								C / 45% / 8 mos	Contractor has started interior rough ins. Slabs poured for additions. Structural steel has started.	\$7,560,862	\$6,518,276	\$2,756,196	\$802,586
Cobre Consolidated Schools	P11-003	Bayard Elementary								DD / 15% / 6 mos	ASA Architects has started work on Bayard ES. Next design meeting is scheduled for January 26, 2012.	\$587,711	\$458,064	\$40,772	\$129,647
Cobre Consolidated Schools	R11-006	Cobre High School Roof								SC / 100% / 1 mos	Project complete.	\$322,815	\$112,800	\$0	\$210,015
Cuba Independent Schools	P07-004	Cuba High School								CP / 100% / 1 mos	complete. final payment issued	\$11,758,228	\$9,825,571	\$10,938,627	\$1,932,657

PSCOC Project Status Report

2/20/2012

Non Applicable

Ahead of Schedule

On Schedule

Behind Schedule

Behind Schedule, No Progress

ED - ED Spec Development : Developing RFP/Contracts for Ed Spec Writer
PD - Project Development : Developing RFP/Contracts for Design Professionals
DD - Design Development : Project design development through completion of construction documents (plans and specs, bidding/proposal phas
C - Construction : Project under construction
SC - Substantial Completion : Project in punchlist phase
CP - Correction Period : Project complete and under warranty
PO - Post Occupancy Evaluation

School District	Proj #	Project Name	ED	PD	DD	C	SC	CP	PO	Project Status	Manager Report	TOTAL	Committed	Expended	Balance
Deming Public Schools	P07-005	Deming High School								PD / 0% / 22 mos	Deming has put out a request for proposal for a FMP with a emphasis on the high school. Proposals are due at the end of the month. An RFP for Design services will be initiated later.	\$2,700,000	\$16,283	\$16,283	\$2,683,717
Deming Public Schools	R11-007	Deming High School Roof								C / 0% / 6 mos	Extension granted by Council. Contracts sent in for approval. preconstruction set for 1-17-12. Contractor should start 1-23-12.	\$795,923	\$0	\$0	\$795,923
Deming Public Schools	R11-008	Deming Intermediate School Roof								C / 0% / 4 mos	Extension granted by Council. Contracts sent in for approval. preconstruction set for 1-17-12. Contractor should start 1-23-12.	\$210,955	\$0	\$0	\$210,955
Espanola Public Schools	P06-012	Alcalde Elementary School								DD / 95% / 1 mos	PSCOC reverted the balance of the award "due to the failure of the district to meet the conditions of the award and delays to the project..." DD package was submitted to PSFA for review on January 17, 2012. Next FBT architects design review/coordination meeting with all engineering consultants is scheduled for January 25, 2012 The Bid Documents are nearly completed. The district decided to issue an RFP for construction and select the General Contractor based on qualifications and the price. The RFP is scheduled to be issued on February 24, 2012.	\$438,051	\$438,051	\$70,149	\$0
Espanola Public Schools	P12-006	Velarde Elementary School								PD / 99% / 1 mos	The district selection committee short listed three design professionals for this project.The interviews with these DP's are scheduled for January 30, 2012. The finalist is the FBT architects. The DP contract is pending PSFA approval.Due to the late procurement of design professional services, we were not able to meet the original MOU schedule.The district submitted a letter to PSFA asking to revise the original MOU schedule.	\$0	\$0	\$0	\$0
Espanola Public Schools	P12-007	Carinos Charter School								/ 0% / mos	Espanola school district rejected this award. The superintendent was informed that Espanola School district has to demonstrate to the council how now they are going to address the Carinos charter facility needs and might need to come to the next PSCOC meeting with the district action plan.	\$11,040	\$0	\$0	\$11,040
Espanola Public Schools	P12-008	E.T.S. Fairview Elementary School								PD / 70% / 2 mos	The district selection committee short listed three architectural firms for this project. The DP interviews are scheduled for February 21, 2012.	\$781,000	\$0	\$0	\$781,000
Estancia Municipal Schools	R10-007	Estancia HS Wood Shop								CP / 40% / 5 mos	Roof construction is completed.	\$67,737	\$51,127	\$47,378	\$16,610
Estancia Municipal Schools	R10-008	Estancia Upper ES								CP / 40% / 5 mos	Roofing construction completed.	\$945,396	\$595,130	\$588,221	\$350,266
Estancia Municipal Schools	P12-009	Estancia Middle School								ED / 10% / 2 mos	Ed spec consultant has Scheduled committee meetings in January.	\$493,521	\$21,326	\$0	\$472,195
Eunice Public Schools	P10-001	Mettie Jordan Elementary								C / 45% / 7 mos	Construction is on schedule.	\$1,728,968	\$1,340,900	\$876,048	\$388,068
Eunice Public Schools	P10-002	Caton Middle School								ED / 90% / 2 mos	11/18/2011-the School Board tabled the Ed Spec approval until September's Board Mtg because all the members had not reviewed the document. The Superintendent stated that the planning of this project could be 2 or 3 years and possibly 7 years down the road.	\$0	\$0	\$0	\$0

PSCOC Project Status Report

2/20/2012

Non Applicable

Ahead of Schedule

On Schedule

Behind Schedule

Behind Schedule, No Progress

ED - ED Spec Development : Developing RFP/Contracts for Ed Spec Writer
PD - Project Development : Developing RFP/Contracts for Design Professionals
DD - Design Development : Project design development through completion of construction documents (plans and specs, bidding/proposal phas
C - Construction : Project under construction
SC - Substantial Completion : Project in punchlist phase
CP - Correction Period : Project complete and under warranty
PO - Post Occupancy Evaluation

School District	Proj #	Project Name	ED	PD	DD	C	SC	CP	PO	Project Status	Manager Report	TOTAL	Committed	Expended	Balance
Farmington Municipal Schools	P10-003	Tibbetts Middle School								C / 0% / 16 mos	Jaynes "Notice to Proceed" issued 22 December 2011 and Pre-Construction meeting held 11 January 2012. Completion scheduled for May of 2013.	\$20,060,000	\$12,795,169	\$788,810	\$7,264,831
Farmington Municipal Schools	P08-004	McKinley Elementary								CP / 85% / 1 mos	Project Complete.	\$8,256,116	\$8,203,760	\$8,108,797	\$52,356
Fort Sumner Municipal Schools	P08-020	Ft. Sumner Combined School								CP / 40% / 8 mos	Project completed and is in the 11 month correction period.	\$15,627,201	\$14,160,579	\$14,162,696	\$1,466,622
Gadsden Independent Schools	P09-018	Anthony Elementary School								C / 95% / 6 mos	New addition and old cafetorium were occupied on August 3, 2011. East portion of the 1978 addition was occupied on August 24, 2011. Renovation continues on the remainder of the existing building (1972 building). The contractor anticipates substantial completion for the remainder of the project by January 2012.	\$12,991,400	\$10,408,166	\$9,964,009	\$2,583,234
Gadsden Independent Schools	P08-014	Berino Elementary (existing)								C / 70% / 1 mos	Substantial completion will be February 2012. New addition was occupied on August 3, 2011. Renovation work continues in the existing building. Site work is ongoing. A change order is expected to increase the contract time at no cost due to several change orders and weather days. The new substantial completion date is expected to be early this summer.	\$11,289,571	\$6,518,818	\$4,882,822	\$4,770,753
Gadsden Independent Schools	P07-007	Gadsden High School								CP / 99% / 3 mos	Complete. 11 month inspections due in April 2012	\$6,955,906	\$6,903,527	\$6,885,848	\$52,379
Gadsden Independent Schools	P08-003	Gadsden High School								C / 40% / 15 mos	Construction began on 06-27-11. This project allows 660 working days; thus, the substantial completion date is 04-18-13. Demolition of the west third of the existing vocational building is complete. Concrete flatwork, stem walls, CMU walls, utility work, structural steel, and roof deck are ongoing.	\$13,151,249	\$8,390,748	\$4,318,073	\$4,760,501
Gadsden Independent Schools	R12-002	Chaparral Elementary School Roof								DD / 99% / 1 mos	Bid opening was held on 12-07-11 and the apparent low bidder is CD General Contracting. The notice of award was signed on 01-11-12.	\$721,522	\$491,818	\$1,050	\$229,704
Gadsden Independent Schools	R12-003	Sunland Park Elementary School Roof								DD / 99% / 1 mos	MOU was signed on 06-20-11. The design professional agreement was submitted by the architect for review and approval on 09-16-11. Benchmark was given a purchase order for design review last week. Revised budget was submitted as requested by the NMSPFA Albuquerque office. Bid opening was held on 12-07-11 and the apparent low bidder is CD General Contracting. The notice of award was signed on 01-11-12.	\$28,800	\$28,800	\$766	\$0
Gadsden Independent Schools	R12-004	Desert View Elementary School Roof								DD / 99% / 1 mos	MOU was signed on 06-20-11. The design professional agreement was submitted by the architect for review and approval on 09-16-11. Benchmark was given a purchase order for design review last week. Revised budget was submitted as requested by the NMSPFA Albuquerque office. Bid opening was held on 12-07-11 and the apparent low bidder is CD General Contracting. The notice of award was signed on 01-11-12.	\$28,800	\$28,800	\$776	\$0
Gadsden Independent Schools	R12-005	Riverside Elementary School Roof								DD / 99% / 1 mos	MOU was signed on 06-20-11. The design professional agreement was submitted by the architect for review and approval on 09-16-11. Benchmark was given a purchase order for design review last week. Revised budget was submitted as requested by the NMSPFA Albuquerque office. Bid opening was held on 12-07-11 and the apparent low bidder is CD General Contracting. The notice of award was signed on 01-11-12.	\$28,800	\$28,800	\$766	\$0

PSCOC Project Status Report

2/20/2012

Non Applicable

Ahead of Schedule

On Schedule

Behind Schedule

Behind Schedule, No Progress

ED - ED Spec Development : Developing RFP/Contracts for Ed Spec Writer
PD - Project Development : Developing RFP/Contracts for Design Professionals
DD - Design Development : Project design development through completion of construction documents (plans and specs, bidding/proposal phas
C - Construction : Project under construction
SC - Substantial Completion : Project in punchlist phase
CP - Correction Period : Project complete and under warranty
PO - Post Occupancy Evaluation

School District	Proj #	Project Name	ED	PD	DD	C	SC	CP	PO	Project Status	Manager Report	TOTAL	Committed	Expended	Balance
Gallup-McKinley County Public Schools	P08-016	Gallup Jr. High School								SC / 85% / 4 mos	Building has received its TCO. Exterior punch will take place after landscaping is completed in the spring. Contractor is completing the punch list and PAC checklist.	\$36,473,734	\$28,548,686	\$27,940,345	\$7,925,048
Gallup-McKinley County Public Schools	P10-004	Crownpoint Elementary School								C / 15% / 10 mos	Project is on schedule. Contractor is completing rebar and grade beams.	\$12,859,099	\$11,857,378	\$2,554,350	\$1,001,721
Gallup-McKinley County Public Schools	R10-009	Roosevelt ES								CP / 100% / mos	Roosevelt ES Roof Replacement. Project completed. 11-mo warranty complete.	\$86,541	\$85,152	\$84,439	\$1,389
Gallup-McKinley County Public Schools	R10-010	Gallup MS								C / 99% / 1 mos	TPO Roof construction on Gallup MS Media Roofing is complete. Final inspection from roof observer complete. Waiting for warranty.	\$152,845	\$9,628	\$0	\$143,217
Gallup-McKinley County Public Schools	R10-011	JFK MS								CP / 15% / 10 mos	Roof replacement is complete. Close out documents have been completed.	\$957,210	\$957,149	\$887,466	\$61
Gallup-McKinley County Public Schools	R10-013	Juan de Onate ES								CP / 75% / 3 mos	Juan de Onate ES roof maintenance by Roof Care is complete.	\$47,416	\$30,954	\$30,953	\$16,462
Gallup-McKinley County Public Schools	R10-012	Rocky View ES								CP / 10% / 10 mos	Construction is complete. Closeout documentation is complete.	\$96,180	\$95,109	\$95,084	\$1,071
Gallup-McKinley County Public Schools	P06-015	Gallup Middle School								C / 99% / 1 mos	Gallup Middle School - Phase 2. TPO Roof construction on Gallup MS Media Roofing is complete. Roof observer's final inspection is complete. Waiting for warranty from contractor.	\$7,643,289	\$7,624,680	\$7,405,381	\$18,609
Gallup-McKinley County Public Schools	P09-019	Thoreau Middle School								SC / 40% / 7 mos	Construction is complete. Project is in substantial completion. Contractor working on final punch list items.	\$10,076,000	\$9,037,064	\$8,900,772	\$1,038,936
Gallup-McKinley County Public Schools	P11-004	Juan de Onate Elementary								ED / 99% / 1 mos	The FMP for Gallup/McKinley County Schools has been approved by GMCS school board and by the PSFA. ThinkSmart has completed work on Elementary School Ed Spec for the district. The Ed Spec is in review by the PSFA. GMCS anticipate beginning design in the Fall 2013.	\$941,351	\$0	\$0	\$941,351
Gallup-McKinley County Public Schools	P11-005	Washington Elementary								ED / 99% / 1 mos	The FMP for Gallup/McKinley County Schools has been approved by GMCS school board and by the PSFA. ThinkSmart has completed work on Elementary School Ed Spec for the district. The Ed Spec is in review by the PSFA. GMCS anticipate beginning design in the Fall 2013.	\$758,355	\$20,571	\$19,525	\$737,784
Gallup-McKinley County Public Schools	P11-006	Church Rock Academy								ED / 99% / 1 mos	The FMP for Gallup/McKinley County Schools has been approved by GMCS school board and by the PSFA. ThinkSmart has completed work on Elementary School Ed Spec for the district. The Ed Spec is in review by the PSFA. GMCS anticipate beginning design in the Fall 2012.	\$886,449	\$0	\$0	\$886,449
Gallup-McKinley County Public Schools	P11-007	Thoreau Elementary								ED / 99% / 1 mos	The FMP for Gallup/McKinley County Schools has been approved by GMCS school board and by the PSFA. ThinkSmart has completed work on Elementary School Ed Spec for the district. The Ed Spec is in review by the PSFA. GMCS anticipate beginning design in the Fall 2013.	\$1,055,332	\$0	\$0	\$1,055,332

PSCOC Project Status Report

2/20/2012

Non Applicable

Ahead of Schedule

On Schedule

Behind Schedule

Behind Schedule, No Progress

ED - ED Spec Development : Developing RFP/Contracts for Ed Spec Writer
PD - Project Development : Developing RFP/Contracts for Design Professionals
DD - Design Development : Project design development through completion of construction documents (plans and specs, bidding/proposal phas
C - Construction : Project under construction
SC - Substantial Completion : Project in punchlist phase
CP - Correction Period : Project complete and under warranty
PO - Post Occupancy Evaluation

School District	Proj #	Project Name	ED	PD	DD	C	SC	CP	PO	Project Status	Manager Report	TOTAL	Committed	Expended	Balance
Gallup-McKinley County Public Schools	P11-008	Jefferson Elementary								ED / 99% / 1 mos	The FMP for Gallup/McKinley County Schools has been approved by GMCS school board and by the PSFA. ThinkSmart has completed work on Elementary School Ed Spec for the district. The Ed Spec is in review by the PSFA. GMCS anticipate beginning design in the Fall 2013.	\$980,561	\$0	\$0	\$980,561
Gallup-McKinley County Public Schools	P11-009	Lincoln Elementary								ED / 99% / 1 mos	The FMP for Gallup/McKinley County Schools has been approved by GMCS school board and by the PSFA. ThinkSmart has completed work on Elementary School Ed Spec for the district. The Ed Spec is in review by the PSFA. GMCS anticipate beginning design in the Fall 2013.	\$928,959	\$0	\$0	\$928,959
Gallup-McKinley County Public Schools	P11-010	Roosevelt Elementary								ED / 99% / 1 mos	The FMP for Gallup/McKinley County Schools has been approved by GMCS school board and by the PSFA. ThinkSmart has completed work on Elementary School Ed Spec for the district. The Ed Spec is in review by the PSFA. GMCS anticipate beginning design in the Fall 2013.	\$935,000	\$0	\$0	\$935,000
Gallup-McKinley County Public Schools	R11-009	Tohatchi High School Roof								C / 75% / 2 mos	75% of roof is construction is completed. Due to serve weather during the month of Dec. the contractor has experienced delays. As according to contract, the contractor has gathered historic data and will be submitting for weather delays. Construction is scheduled to be completed in March.	\$1,914,867	\$1,333,095	\$0	\$581,772
Grants-Cibola County Schools	P10-005	Cubero Elementary								C / 40% / 8 mos	In Construction.	\$8,526,316	\$7,949,631	\$2,965,504	\$576,685
Grants-Cibola County Schools	R10-014	Grants HS Career Academy								CP / 80% / 3 mos	In 11 month warranty period.	\$360,448	\$299,932	\$293,346	\$60,516
Grants-Cibola County Schools	R10-015	Los Alamos MS								CP / 90% / 2 mos	In 11 month warranty period.	\$739,388	\$467,173	\$459,829	\$272,215
Grants-Cibola County Schools	R10-016	Mesa View ES								CP / 80% / 3 mos	In 11 month warranty period.	\$472,626	\$297,859	\$287,834	\$174,767
Grants-Cibola County Schools	P08-021	Milan Elementary								CP / 99% / 1 mos	Some 11 Month warranty items to be completed in January.	\$9,564,661	\$9,244,876	\$9,215,575	\$319,785
Hatch Valley Public Schools	R11-010	Garfield Elementary Roof								C / 99% / 1 mos	Contractor is working well. Project anticipated complete end of January 2012. Still need to finish skylights which are anticipated to be fabricated, shipped and delivered by mid March and Contractor to finish with installation within a week of delivery.	\$673,576	\$549,512	\$0	\$124,064
Hobbs Municipal Schools	P10-006	Hobbs High School								C / 20% / 21 mos	In construction	\$13,621,248	\$6,729,830	\$5,735,638	\$6,891,418
Jemez Valley Public Schools	05-066	San Diego Riverside Charter School								CP / 40% / 6 mos	DCP work only:(Roof portion)warranty check by roof manufacturer complete; warranty issued. close-out complete. (kitchen portion) Complete.	\$517,721	\$422,741	\$421,645	\$94,980
Las Cruces Public Schools	P06-024	New High School								C / 80% / 5 mos	Project is progressing well. The last building is now being sheet rocked. The roofs are complete. The grounds, flatwork and landscaping are being done. It is possible that the contractor may complete early.	\$66,741,000	\$63,348,938	\$56,244,049	\$3,392,062
Las Cruces Public Schools	P10-007	Loma Heights Elementary								C / 0% / 1 mos	Held Bid opening on 12/16/11 and ESA Construction looks to be apparent low bidder. Funding has been approved by PSCOC on 1-12-12. Project should start February 1, 2012.	\$684,924	\$1,051	\$0	\$683,873
Las Cruces Public Schools	P08-008	Lynn Middle School-Camino Real Middle								CP / 99% / 1 mos	All buildings are now occupied. Punch list items are being addressed throughout. The 11 month inspection is due this month.	\$24,351,228	\$24,020,366	\$21,116,908	\$330,862

PSCOC Project Status Report

2/20/2012

Non Applicable

Ahead of Schedule

On Schedule

Behind Schedule

Behind Schedule, No Progress

ED - ED Spec Development : Developing RFP/Contracts for Ed Spec Writer
PD - Project Development : Developing RFP/Contracts for Design Professionals
DD - Design Development : Project design development through completion of construction documents (plans and specs, bidding/proposal phas
C - Construction : Project under construction
SC - Substantial Completion : Project in punchlist phase
CP - Correction Period : Project complete and under warranty
PO - Post Occupancy Evaluation

School District	Proj #	Project Name	ED	PD	DD	C	SC	CP	PO	Project Status	Manager Report	TOTAL	Committed	Expended	Balance
Las Cruces Public Schools	P06-025	Mayfield High School								CP / 100% / 1 mos	Contractor substantially complete. There are some minor things to clean up to complete the punch list.	\$10,454,508	\$8,781,425	\$8,690,673	\$1,673,083
Las Cruces Public Schools	P11-011	Las Cruces High School								PD / 20% / 8 mos	Project development is on schedule. Design Professional working on a campus master plan and assessment. It is the intention of the district vto issue the Program Statement and provide an RFP for a CMAR in the late spring.	\$1,980,000	\$0	\$0	\$1,980,000
Las Cruces Public Schools	P11-012	University Hills Elementary								C / 20% / 12 mos	ReRoof main building about 85% complete. Contractor anticipates reroof to be complete by the end of the month. Building addition has started. Concrete slap is complete and structural metal and framing ongoing. Some demolition work.	\$2,134,676	\$1,651,756	\$406,075	\$482,920
Las Cruces Public Schools	R11-011	Picacho Middle School Roof								CP / 100% / 1 mos	Complete.	\$1,464,976	\$571,181	\$0	\$893,795
Las Cruces Public Schools	R12-007	Sunrise Elementary School Roof								C / 0% / 6 mos	CD General Contractors apparent low bidder. The project is in budget, (\$868,000.) Contracts and board approval being prepared.	\$778,068	\$0	\$0	\$778,068
Las Cruces Public Schools	R12-008	MacArthur Elementary School Roof								C / 50% / 4 mos	CD General started on North Side of McArthur ES with roof Demo and replacement. Roofing contractor is doing a good job.	\$421,804	\$363,633	\$250,293	\$58,171
Lordsburg Municipal Schools	R10-019	Central ES								CP / 100% / 1 mos	Complete	\$224,942	\$171,382	\$167,088	\$53,560
Los Alamos Public Schools	P10-008	Los Alamos High School								C / 99% / 1 mos	TCO obtained on all phases. Final CofO expected in the next 10 days. Punch List under way. Owner occupying all phases. The district is utilizing CMAR project delivery method.	\$7,916,917	\$7,419,759	\$7,133,216	\$497,158
Los Alamos Public Schools	P11-013	Los Alamos Middle School								DD / 90% / mos	DD under way.	\$445,500	\$297,437	\$154,337	\$148,063
Los Alamos Public Schools	P11-014	Aspen Elementary								PD / 0% / 13 mos	DP's interviewed, Vigil & Associates selected by Building Committee. Awaiting Board Approval. District proceeding with RFP Qualifications Based delivery method.	\$264,000	\$0	\$0	\$264,000
Los Lunas Public Schools	P10-009	Bosque Farms Elementary								CP / 90% / 2 mos	The field has not been accepted by the owners yet. All other closeout items complete. Final closeout on hold until field is accepted by owners.	\$11,427,081	\$7,715,545	\$7,652,260	\$3,711,536
Los Lunas Public Schools	R10-020	Los Lunas ES								CP / 90% / 2 mos	In 11 month correction period.	\$620,163	\$533,227	\$533,451	\$86,936
Los Lunas Public Schools	P11-015	Los Lunas High School								DD / 70% / 4 mos	DD in progress.	\$2,400,000	\$2,398,472	\$812,602	\$1,528
Los Lunas Public Schools	R11-012	Desert View Elementary Roof								CP / 15% / 10 mos	In 11 month warranty period.	\$848,670	\$745,528	\$0	\$103,142
Los Lunas Public Schools	R12-009	Los Lunas Middle School Roof								DD / 100% / 1 mos	Out for qualifications based RFP.	\$380,606	\$27,640	\$1,534	\$352,966
Moriarty-Edgewood Schools	P09-020	Moriarty Middle School								C / 95% / 3 mos	Demolition of existing classroom building complete and Phase 2 in progress.	\$10,288,265	\$9,255,683	\$8,970,571	\$1,032,582
Mountainair Public Schools	R11-013	Mountainair High School Roof								SC / 100% / 1 mos	Construction complete.	\$149,482	\$133,894	\$0	\$15,588

PSCOC Project Status Report

2/20/2012

Non Applicable

Ahead of Schedule

On Schedule

Behind Schedule

Behind Schedule, No Progress

ED - ED Spec Development : Developing RFP/Contracts for Ed Spec Writer
PD - Project Development : Developing RFP/Contracts for Design Professionals
DD - Design Development : Project design development through completion of construction documents (plans and specs, bidding/proposal phas
C - Construction : Project under construction
SC - Substantial Completion : Project in punchlist phase
CP - Correction Period : Project complete and under warranty
PO - Post Occupancy Evaluation

School District	Proj #	Project Name	ED	PD	DD	C	SC	CP	PO	Project Status	Manager Report	TOTAL	Committed	Expended	Balance
New Mexico School for the Blind and Visually Impaired	C10-002	New Mexico School for the Blind and Visually Impaired								DD / 99% / 1 mos	The 100% construction documents were reviewed by the design team. However, a request for additional PSCOC funding was submitted for review and approval with a \$1,748,301 estimate attached from the design professional for both design and construction. The MOU will be amended and a new project schedule will be generated as soon as additional work at the Watkins Education Center is approved/disapproved. The design professional agreement and MOU will be amended as per the recent approval of additional funding including WEC. The revised 100% construction documents will be reviewed with the owner on 01-20-12.	\$4,664,495	\$618,450	\$185,558	\$4,046,045
New Mexico School for the Deaf	C10-001	New Mexico School for the Deaf								C / 55% / 21 mos	1.Dillon Hall construction work is ongoing. 2.The Dining Hall DCU work is completed. Contractor is working on close-out and punch list items. The Final Completion walk through is pending. 3.The roof repair project is completed. 4.The additional PSCOC funding was allocated to this project pushing the completion date farther.NMSD is in the process of issuing an RFP for the design professional for this additional work.	\$4,946,446	\$2,788,329	\$2,244,861	\$2,158,117
Penasco Independent Schools	R10-022	Penasco ES Library								/ % / mos	Project is completed. 11 month walk thru found no items needed repairs.	\$62,492	\$58,910	\$56,608	\$3,582
Penasco Independent Schools	R10-023	Penasco HS Vocational Building								/ % / mos	Project completed.	\$175,228	\$165,712	\$162,008	\$9,516
Penasco Independent Schools	P09-021	Penasco Junior High School								CP / 65% / 5 mos	1.The main project is completed. The final contractor's invoice has been paid. 2.The drainage work is completed.The final invoice is pending.	\$6,004,658	\$5,231,032	\$5,142,510	\$773,626
Penasco Independent Schools	R12-006	Penasco Elementary School Roof								SC / 30% / 1 mos	Roof replacement work is completed.	\$184,349	\$180,758	\$131,272	\$3,591
Portales Municipal Schools	P08-006	Steiner Elementary -consolidate w/Lindsey								CP / 100% / 1 mos	11 month walkthrough completed and warranty items identified to contractor. Contractor is verifying all punchlist items have been corrected. Close out meeting to be scheduled upon confirmation and verification.	\$12,434,781	\$12,208,603	\$12,042,383	\$226,178
Raton Public Schools	P09-022	Longfellow Elementary School								DD / 25% / 4 mos	Schematic design RASC ready to submit, pending resolution of district funding options and indication of construction phasing on plans. District bond election failed on 11/17/09. Tentatively planning for 2013 bond election. District received PSCOC award on 7/29/11, amending previous award to include Columbian ES. School board accepted selection committee recommendation for DP on 2/13/12.	\$1,154,166	\$513,438	\$203,530	\$640,728
Raton Public Schools	P08-023	Raton High School								CP / 100% / mos	Certificate of Final Completion issued on 01/14/11. Certificate of Final Completion for Paving project issued on 01/04/12.	\$4,917,039	\$4,906,933	\$4,894,198	\$10,106
Reserve Independent Schools	E11-001	Reserve Emergency Repairs								SC / 100% / 1 mos	Heater has been installed and working.	\$95,000	\$91,927	\$89,430	\$3,073
Rio Rancho Public Schools	R10-024	Mt. View MS								CP / 90% / 1 mos	In 11 month correction period.	\$272,197	\$225,988	\$225,988	\$46,209
Rio Rancho Public Schools	R12-010	Rio Ranch High School								DD / 15% / 3 mos	Architect working on design.PS&SD submitted; DD completion anticipated no later than mid March, to bid in April.	\$918,349	\$37,307	\$3,622	\$881,042
Rio Rancho Public Schools	R12-011	Puesta Del Sol Elementary School Roof								DD / 0% / 3 mos	Contract processed. PS & SD submitted; CDs to be submitted. Advertise for bid end of February.	\$946,900	\$33,553	\$14,705	\$913,347

PSCOC Project Status Report

2/20/2012

Non Applicable

Ahead of Schedule

On Schedule

Behind Schedule

Behind Schedule, No Progress

ED - ED Spec Development : Developing RFP/Contracts for Ed Spec Writer
PD - Project Development : Developing RFP/Contracts for Design Professionals
DD - Design Development : Project design development through completion of construction documents (plans and specs, bidding/proposal phas
C - Construction : Project under construction
SC - Substantial Completion : Project in punchlist phase
CP - Correction Period : Project complete and under warranty
PO - Post Occupancy Evaluation

School District	Proj #	Project Name	ED	PD	DD	C	SC	CP	PO	Project Status	Manager Report	TOTAL	Committed	Expended	Balance
Rio Rancho Public Schools	P12-015	Colinas del Norte Elementary School								DD / 99% / 1 mos	RFP for construction- proposals due February 28th.	\$0	\$0	\$0	\$0
Rio Rancho Public Schools	P12-016	Vista Grande Elementary School								DD / 90% / 2 mos	DP working on drawings to submit to PSFA for review. CDs being reviewed by the district.	\$0	\$0	\$0	\$0
Roswell Independent Schools	P10-010	Missouri Avenue Elementary								C / 35% / 7 mos	1/20/2012--Steel erection & concrete slabs are complete; metal studs are 100% complete on 1st floor & 80% complete on 2nd floor; HVAC, fire sprinkler, electrical, HM door & window frames all continue; brick veneer is at 15%; roof subcontractor installed the mock-up & tear-off was conducted on 1/16, owners/DP/GC to meet & determine direction of roof next week	\$9,874,706	\$7,147,834	\$3,974,332	\$2,726,872
Roswell Independent Schools	P10-011	East Grand Plains Elementary								C / 35% / 15 mos	1/20/2012--Phase I classrooms/gang bathroom reno 99% complee, kids moved-in on 1/17, waiting on 2 aluminum door frames, 1 window unit, some glass panes & window shades; Kitchen/cafeteria 100% complete, waiting on T&P on Hood	\$5,647,708	\$5,145,415	\$3,138,313	\$502,293
Roswell Independent Schools	P10-012	Monterrey Elementary								C / 15% / 16 mos	1/20/2012--Phase I 6-classrms: Demolition complete, grinding/polishing of concrete floors complete; metal studs complete; sheetrock/tape/bed/texture complete; fire sprinkler going in; electrical & HVAC continues; HM doors complete; asbestos abatement on next phase completed over x-mass holiday;	\$4,482,227	\$4,355,647	\$558,732	\$126,580
Roswell Independent Schools	P10-013	Pecos Elementary								C / 25% / 15 mos	1/20/2012---Phase I-7 classrm reno/4 classrm addition & teacher prkg/parent drop-off: the 7 classrm reno is 99% complete--kids moving in on 1/23; 4 classrm addition is 40% complete--roofing, metal studs, HVAC, electrical, internal drains, HM doors & Windows all continue; teacher parking/parent drop-off is 20% complete, existg demo'd, earthwork in progress, utilities in place, complete by spring break 3/9	\$6,711,745	\$5,803,283	\$1,939,245	\$908,462
Roswell Independent Schools	R10-025	Mt. View MS								CP / 100% / 1 mos	Complete.	\$119,905	\$105,847	\$105,847	\$14,058
Roswell Independent Schools	P08-017	Sunset Elementary								CP / 30% / 8 mos	Contractor working to complete and submit all required closeout documents to the architect.	\$2,545,510	\$2,329,120	\$2,190,722	\$216,390
Roswell Independent Schools	P11-016	Valley View Elementary								DD / 10% / 10 mos	1/20/2012---continue to work on Programming, architect has been on site collecting data.	\$570,881	\$298,276	\$0	\$272,605
Roswell Independent Schools	P11-017	Berrendo Elementary								DD / 15% / 10 mos	1/20/2012---Programming 99% complete-in final review, DP to submit next week	\$711,387	\$356,645	\$34,877	\$354,742
Roswell Independent Schools	P11-018	Military Heights Elementary								DD / 15% / 10 mos	1/20/2012---Programming is at 95%, pre-reviewed by PSFA Planning, DP to be submit soon	\$533,652	\$269,052	\$0	\$264,600
Roswell Independent Schools	P11-019	El Capitan Elementary								DD / 10% / 11 mos	1/20/2012---Programming is 95% complete, DPto submit soon	\$1,221,818	\$457,129	\$60,201	\$764,689
Roswell Independent Schools	R12-012	Roswell High School Roof								PD / 95% / 1 mos	1/20/2012---Bids received. District taking recommendation to school board to award.	\$508,689	\$0	\$0	\$508,689
Roswell Independent Schools	R12-013	Nancy Lopez Elementary School Roof								PD / 99% / 1 mos	1/20/2012---Bids received. School board to make recommendation to award.	\$460,800	\$0	\$0	\$460,800

PSCOC Project Status Report

2/20/2012

Non Applicable

Ahead of Schedule

On Schedule

Behind Schedule

Behind Schedule, No Progress

ED - ED Spec Development : Developing RFP/Contracts for Ed Spec Writer
PD - Project Development : Developing RFP/Contracts for Design Professionals
DD - Design Development : Project design development through completion of construction documents (plans and specs, bidding/proposal phas
C - Construction : Project under construction
SC - Substantial Completion : Project in punchlist phase
CP - Correction Period : Project complete and under warranty
PO - Post Occupancy Evaluation

School District	Proj #	Project Name	ED	PD	DD	C	SC	CP	PO	Project Status	Manager Report	TOTAL	Committed	Expended	Balance
Ruidoso Municipal Schools	P08-024	Nob Hill Elementary								DD / 20% / mos	District has stopped work on design pending review of master plan and re-establishing priorities. NMSPFA requested an update via electronic mail on 07-22-11 and received the following response from the District on 09-14-11: "We have halted plans on the project. We plan to work on the design of this project in 2013"	\$52,949	\$52,949	\$51,753	\$0
Ruidoso Municipal Schools	P06-029	Ruidoso Middle School								CP / 99% / 1 mos	Final payment application was submitted for processing on 08-24-11. Forensic geotechnical investigation is ongoing to determine as-built conditions of the foundations and over excavation limits. Excavation of perimeter footings by the general contractor is scheduled for 11-19-11.	\$8,729,758	\$8,328,310	\$8,472,045	\$196,248
Santa Rosa Consolidated Schools	P12-010	Rita Marquez Elementary / Anton Chico Elementary								ED / 100% / mos	MOU complete. EdSpec complete. RFP for architectural services in progress.	\$462,000	\$0	\$0	\$462,000
Socorro Consolidated Schools	P09-023	Cottonwood Valley Charter School								CP / 40% / 5 mos	Project is complete.	\$862,000	\$862,000	\$858,959	\$0
Socorro Consolidated Schools	R11-014	Socorro High School Roof								SC / 100% / 1 mos	Construction complete.	\$127,733	\$100,204	\$0	\$27,529
Socorro Consolidated Schools	P12-011	San Antonio Elementary School								ED / 10% / 2 mos	Ed spec consultant has Scheduled committee meetings in January.	\$244,550	\$26,308	\$0	\$218,242
Taos Municipal Schools	R10-030	Ranchos de Taos ES								SC / 100% / 1 mos		\$0	\$0	\$0	\$0
Texico Municipal Schools	P10-014	Texico Combined School								CP / 35% / 7 mos	Close out meeting held, close out documents verified and received by the owners.	\$3,814,103	\$3,676,556	\$3,615,043	\$137,547
Truth or Consequences Municipal Schools	P08-022	Arrey Elementary								CP / 5% / 10 mos	New 10 classroom addition and remodel of existing school is completed. Waste water system is complete.	\$2,552,791	\$1,966,506	\$1,953,951	\$586,285
Truth or Consequences Municipal Schools	P12-012	Truth or Consequences Elementary School								ED / 99% / 1 mos	Ed spec is complete T or C will approve in January Board meeting.	\$499,562	\$13,529	\$13,529	\$486,033
Tucumcari Public Schools	P08-018	Tucumcari High School								C / 70% / 2 mos	HS Phase 1 - Complete. Mesa kitchen remodel complete. Phase 2 in punch list phase. Phase 3 is under construction, 75% complete.	\$20,142,300	\$16,441,189	\$15,946,098	\$3,701,111
Tularosa Municipal Schools	R10-031	Tularosa MS Gym								CP / 95% / 1 mos	The final payment application to the general contractor was submitted for processing on 10-28-11. The 11 month walk through will be on January 19, 2012.	\$33,490	\$32,368	\$27,139	\$1,122
Tularosa Municipal Schools	P07-018	Tularosa High School								CP / 99% / 1 mos	Final punch list items are being completed. Closeout documents are being reviewed by the design professional. Work is complete for the change order to install helical piers at the vocational/agricultural building. Test and balance will continue once the mechanical contractor addresses all items on PAC issues log. NMPSFA is working with the District to administer the 3 year maintenance agreement. The 11 month inspection was performed on 01-09-12. Change orders are expected for the 3 year maintenance agreement and tax rate increase.	\$15,389,408	\$13,664,809	\$13,485,662	\$1,724,599
Wagon Mound Public Schools	E10-001	Wagon Mound High								/ 100% / mos	Boiler replacement complete, district has fully repaid advance funding.	\$50,000	\$0	\$45,849	\$50,000
West Las Vegas Public Schools	R10-032	West Las Vegas MS								CP / 70% / 4 mos	Certificate of Final Completion issued on 06/13/11.	\$175,991	\$171,716	\$171,253	\$4,275

PSCOC Project Status Report

2/20/2012

Non Applicable

Ahead of Schedule

On Schedule

Behind Schedule

Behind Schedule, No Progress

ED - ED Spec Development : Developing RFP/Contracts for Ed Spec Writer
PD - Project Development : Developing RFP/Contracts for Design Professionals
DD - Design Development : Project design development through completion of construction documents (plans and specs, bidding/proposal phas
C - Construction : Project under construction
SC - Substantial Completion : Project in punchlist phase
CP - Correction Period : Project complete and under warranty
PO - Post Occupancy Evaluation

School District	Proj #	Project Name	ED	PD	DD	C	SC	CP	PO	Project Status	Manager Report	TOTAL	Committed	Expended	Balance
West Las Vegas Public Schools	P07-019	Don Cecilio Martinez Elementary								CP / 100% / mos	Certificate of Final Completion issued on 01/18/11.	\$1,856,224	\$1,509,919	\$1,450,176	\$346,305
West Las Vegas Public Schools	R12-014	Tony Serna Jr. Elementary School Roof								C / 5% / 4 mos	FMP approved by PSFA on 10/20/11. DP Agreement approved on 10/31/11, design work start delayed by lack of approved FMP. RFP for Construction of roofing underway, proposals due on 2/28/12.	\$253,002	\$18,478	\$505	\$234,524
West Las Vegas Public Schools	P12-013	WLV Family Partnership Middle-High School								ED / 95% / 1 mos	Draft Ed Spec submitted to PSFA & District for review on 1/27/12, final version should be complete in March. Design Professional Agreement will follow completion of Ed Specs.	\$0	\$0	\$0	\$0
West Las Vegas Public Schools	P12-014	Union Elementary School								DD / 20% / 3 mos	FMP approved by PSFA on 10/20/11. DP Agreement submitted for PSFA review/approval on 11/08/11, design work start delayed by lack of approved FMP. Programming nearing completion. DP & District met with PSFA staff on 2/10/12 to discuss project options and need for revised award language.	\$0	\$0	\$0	\$0
Zuni Public Schools	E09-003	Zuni High School								CP / 100% / mos	Construction is complete. Closeout documents are complete.	\$1,784,279	\$1,784,279	\$1,774,478	\$0
Zuni Public Schools	R11-015	Zuni High School Roof								CP / 5% / 11 mos	Roof construction is complete.	\$1,576,479	\$1,480,926	\$0	\$95,554
												\$618,663,388	\$502,257,750	\$401,065,592	\$115,960,438

PSCOC Project Status Report
Behind Schedule

2/20/2012

Legend for project status:
Non Applicable (Grey)
Ahead of Schedule (Blue)
On Schedule (Green)
Behind Schedule (Yellow)
Behind Schedule, No Progress (Red)

ED - ED Spec Development : Developing RFP/Contracts for Ed Spec Writer
PD - Project Development : Developing RFP/Contracts for Design Professionals
DD - Design Development : Project design development through completion of construction documents (plans and specs, bidding/proposal phase
C - Construction : Project under construction
SC - Substantial Completion : Project in punchlist phase
CP - Correction Period : Project complete and under warranty
PO - Post Occupancy Evaluation

School District	Proj #	Project Name	ED	PD	DD	C	SC	CP	PO	Project Status	Manager Report	TOTAL	Committed	Expended	Balance
Alamogordo Public Schools	P11-002	Yucca Elementary (New)	On Schedule	Behind Schedule						PD / 95% / 1 mos	The MOU schedule was revised to account for a delay in issuing the RFP for design professional services. Design professional interviews took place on 02-16-12 and a tentative selection was made. The tentative selection will go to the School Board for approval on 03-18-12. Design for this project is expected to be completed by August 2012. Construction for this project is expected to begin in January 2013 and end in January 2014.	\$720,563	\$0	\$0	\$720,563
Albuquerque Public Schools	P12-002	McKinley Middle School	Non Applicable	Non Applicable	Behind Schedule					DD / 0% / 10 mos	Science classrooms renovation design 100% complete. General classrooms addition needs to have an architect selected for design. RFP for design delayed 3 months by APS due to budget reconciliation.	\$430,982	\$0	\$0	\$430,982
Central Consolidated Schools	P09-011	Natanni Nez Elementary School	On Schedule	On Schedule	Behind Schedule					DD / 75% / 2 mos	PSCOC has approved funding transfer from Nataani Nez ES to Mesa ES, Nizhoni ES, Eva B. Stokely ES for design to accommodate the transfer of students. Design work to be completed by February, 2012 for the first phase with construction to start in the summer of 2012 for the first phase of this project, the roofing and some ancillary work at Nizhoni ES. The balance to be completed by August, 2013.	\$478,360	\$337,581	\$22,852	\$140,779
Clovis Municipal Schools	P09-014	James Bickley Elementary School	Non Applicable	On Schedule	Behind Schedule					DD / 40% / 7 mos	Schematic Design approved. Progressing with design development documents.	\$587,782	\$587,782	\$243,455	\$0
Deming Public Schools	P07-005	Deming High School	Behind Schedule	Behind Schedule						PD / 0% / 22 mos	Deming has put out a request for proposal for a FMP with a emphasis on the high school. An RFP for Design services will be initiated soon. Te district is going to attend the next PSCOC meeting to discuss their plans.	\$2,700,000	\$16,283	\$16,283	\$2,683,717
Espanola Public Schools	P06-012	Alcalde Elementary School	On Schedule	Behind Schedule	Behind Schedule					DD / 95% / 1 mos	PSCOC reverted the balance of the award "due to the failure of the district to meet the conditions of the award and delays to the project..." DD package was submitted to PSFA for review on January 17, 2012. The Bid Documents are nearly completed. The district decided to issue an RFP for construction and select the General Contractor based on qualifications and the price. The RFP is scheduled to be issued on February 24, 2012.	\$438,051	\$438,051	\$70,149	\$0
Espanola Public Schools	P12-006	Velarde Elementary School	Non Applicable	Behind Schedule						PD / 99% / 1 mos	The DP contract is pending PSFA approval.Due to the late procurement of design professional services, we were not able to meet the original MOU schedule.The district submitted a letter to PSFA asking to revise the original MOU schedule.	\$0	\$0	\$0	\$0
Gadsden Independent Schools	P08-014	Berino Elementary (existing)	Non Applicable	On Schedule	On Schedule	Behind Schedule				C / 75% / 1 mos	This project allows 460 calendar days. Therefore, substantial completion date by original contract is February 22, 2012. New addition was occupied on August 3, 2011. Renovation work continues in the existing building. Site work is ongoing. A change order is expected to increase the contract time by 154 calendar days at no cost due to several change orders, weather days, and owner requested construction phasing changes. The new substantial completion date is expected to be late July 2012.	\$11,289,571	\$6,518,818	\$4,882,822	\$4,770,753
Gadsden Independent Schools	R12-002	Chaparral Elementary School Roof	Non Applicable	Behind Schedule	Behind Schedule					DD / 100% / mos	Bid opening was held on 12-07-11 and the apparent low bidder is CD General Contracting. The notice of award was signed on 01-11-12. GC contract was approved by NMPSFA on 02-08-12. A pre-construction meeting is scheduled for 02-24-12 from 10:30 a.m. to 11:30 a.m.	\$721,522	\$491,818	\$1,050	\$229,704

PSCOC Project Status Report

Behind Schedule

2/20/2012

Non Applicable

Ahead of Schedule

On Schedule

Behind Schedule

Behind Schedule, No Progress

ED - ED Spec Development : Developing RFP/Contracts for Ed Spec Writer

PD - Project Development : Developing RFP/Contracts for Design Professionals

DD - Design Development : Project design development through completion of construction documents (plans and specs, bidding/proposal phase

C - Construction : Project under construction

SC - Substantial Completion : Project in punchlist phase

CP - Correction Period : Project complete and under warranty

PO - Post Occupancy Evaluation

School District	Proj #	Project Name	ED	PD	DD	C	SC	CP	PO	Project Status	Manager Report	TOTAL	Committed	Expended	Balance
Gadsden Independent Schools	R12-003	Sunland Park Elementary School Roof								DD / 100% / mos	MOU was signed on 06-20-11. The design professional agreement was submitted by the architect for review and approval on 09-16-11. Benchmark was given a purchase order for design review last week. Revised budget was submitted as requested by the NMSPFA Albuquerque office. Bid opening was held on 12-07-11 and the apparent low bidder is CD General Contracting. The notice of award was signed on 01-11-12. GC contract was approved by NMPSFA on 02-08-12. A pre-construction meeting is scheduled for 02-24-12 from 10:30 a.m. to 11:30 a.m.	\$28,800	\$28,800	\$766	\$0
Gadsden Independent Schools	R12-004	Desert View Elementary School Roof								DD / 100% / mos	MOU was signed on 06-20-11. The design professional agreement was submitted by the architect for review and approval on 09-16-11. Benchmark was given a purchase order for design review last week. Revised budget was submitted as requested by the NMSPFA Albuquerque office. Bid opening was held on 12-07-11 and the apparent low bidder is CD General Contracting. The notice of award was signed on 01-11-12. GC contract was approved by NMPSFA on 02-08-12. A pre-construction meeting is scheduled for 02-24-12 from 10:30 a.m. to 11:30 a.m.	\$28,800	\$28,800	\$776	\$0
Gadsden Independent Schools	R12-005	Riverside Elementary School Roof								DD / 100% / mos	MOU was signed on 06-20-11. The design professional agreement was submitted by the architect for review and approval on 09-16-11. Benchmark was given a purchase order for design review last week. Revised budget was submitted as requested by the NMSPFA Albuquerque office. Bid opening was held on 12-07-11 and the apparent low bidder is CD General Contracting. The notice of award was signed on 01-11-12. GC contract was approved by NMPSFA on 02-08-12. A pre-construction meeting is scheduled for 02-24-12 from 10:30 a.m. to 11:30 a.m.	\$28,800	\$28,800	\$766	\$0
Gallup-McKinley County Public Schools	R11-009	Tohatchi High School Roof								C / 75% / 2 mos	75% of roof is construction is completed. Due to serve weather during the month of Dec. the contractor has experienced delays. As according to contract, the contractor has gathered historic data and will be submitting for weather delays. Construction is scheduled to be completed in March.	\$1,914,867	\$1,333,095	\$0	\$581,772
Penasco Independent Schools	R12-006	Penasco Elementary School Roof								SC / 30% / 1 mos	Roof replacement work is completed.	\$184,349	\$180,758	\$131,272	\$3,591
Raton Public Schools	P09-022	Longfellow Elementary School								DD / 25% / 4 mos	Schematic design RASC ready to submit, pending resolution of district funding options and indication of construction phasing on plans. District bond election failed on 11/17/09. Tentatively planning for 2013 bond election. District received PSCOC award on 7/29/11, amending previous award to include Columbian ES. School board accepted selection committee recommendation for DP on 2/13/12.	\$1,154,166	\$513,438	\$203,530	\$640,728
Rio Rancho Public Schools	R12-010	Rio Ranch High School								DD / 15% / 3 mos	Architect working on design.PS&SD submitted; DD completion anticipated no later than mid March, to bid in April.	\$918,349	\$37,307	\$3,622	\$881,042
Rio Rancho Public Schools	R12-011	Puesta Del Sol Elementary School Roof								DD / 0% / 3 mos	Contract processed. PS & SD submitted; CDs to be submitted. Advertise for bid end of February.	\$946,900	\$33,553	\$14,705	\$913,347
West Las Vegas Public Schools	P12-014	Union Elementary School								DD / 20% / 3 mos	FMP approved by PSFA on 10/20/11. DP Agreement submitted for PSFA review/approval on 11/08/11, design work start delayed by lack of approved FMP. Programming nearing completion. DP & District met with PSFA staff on 2/10/12 to discuss project options and need for revised award language.	\$0	\$0	\$0	\$0

PSCOC Project Status Report

Behind Schedule

2/20/2012

- Non Applicable
- Ahead of Schedule
- On Schedule
- Behind Schedule
- Behind Schedule, No Progress

- ED - ED Spec Development : Developing RFP/Contracts for Ed Spec Writer
- PD - Project Development : Developing RFP/Contracts for Design Professionals
- DD - Design Development : Project design development through completion of construction documents (plans and specs, bidding/proposal phase
- C - Construction : Project under construction
- SC - Substantial Completion : Project in punchlist phase
- CP - Correction Period : Project complete and under warranty
- PO - Post Occupancy Evaluation

School District	Proj #	Project Name	ED	PD	DD	C	SC	CP	PO	Project Status	Manager Report	TOTAL	Committed	Expended	Balance
												\$22,571,862	\$10,574,883	\$5,592,051	\$11,996,979

Master Plan
PSCOC Project Status Report

On Schedule

Behind Schedule

Behind Schedule, No Progress

Rejected / Funds Reverted

P1-IPOR : Project orginization, schedule of meetings, kick off meetings, steering committee assem

P1-2CFA : Complete facility assessments/evaluatio

P1-3CFU : Complete FAD update submitted to FAD Manag

P2-IFCD : Facility FAD drawings complet

P2-2CUS : Complete utilization spreadsheets(s)/enrollment data, charts and tabl

P3-IPMP : Prepare Master Pla

P3-2BAP : Board Approval

P4-IPAP : PSFA Approval

\$1,209,832	\$542,272	\$131,522	\$99,293
-------------	-----------	-----------	----------

School District	Proj #	Project Name	Phase 1	Phase 2	Phase 3	Phase 4	Project Status	Manager Report	TOTAL	Committed	Expended	Balance
Albuquerque Public Schools	M10-004	South Valley Preperatory Charter Master Plan Award					P3-1PMP / 40% / 1 mos	Wilson and Co. (11-02-11) contractor reported 25% complete, (12-08-11) anticipated to be complete in Jan. 2012 (01-05-12) Final draft will be complete end of January. (02-15-12) Wilson and Co. had to push all their meeting dates back and should complete plan by end of March 2012.	\$17,014	\$17,014	\$0	\$0
Albuquerque Public Schools	M11-002	ACE Leadership High School Master Plan Award					P1-2CFA / 90% / 1 mos	Dekker -Benjamin Gardner, project split into two contracts Dekker- FMP and SMPC-Ed Spec's) (08-16-11) Contracts on hold due to the JPA was not submitted until August 16, (10-19-11) Last night PSFA attended a community meeting anticipated completion is end of December 2011. (12-01-11) will have final draft submitted to PSFA by Dec. 16th. (01-05-12) submitted final draft to PSFA on Dec. 16, 2011, finished review and document is incomplete, Ben of Dekker said he would have it completed by the end of Jan. 2012. (02-15-12) FMP portion final draft on Feb. 24 and going to the board for approval on Feb. 27th. I have a call into Jennifer F. at SMPC.	\$15,088	\$15,088	\$0	\$0
Albuquerque Public Schools	M12-015	Academy of Trades & Technology Master Plan Award					/ 0% / 10 mos	Received acceptance letter on Jan. 9, 2012 (01-25-12) (02-16-12) Arlene called and said the board is trying to find funds to pay for their portion of project and will call me within a week.	\$2,993	\$0	\$0	\$0
Albuquerque Public Schools	M12-017	Cottonwood Classical Preparatory School					/ 0% / 10 mos	Receivd acceptance letter 12/2/2011;School signed JPA. (02-16-12) John Friedman contractor working on signing contracts now.	\$12,925	\$0	\$0	\$0
Albuquerque Public Schools	M12-018	North Valley Academy					/ 0% / 10 mos	Received acceptance letter on Jan. 09, 2012. (01-25-12) (02-16-12) I have left two messages for Jerald Snider #998-0501.	\$11,770	\$0	\$0	\$0
Animas Public Schools	M11-001	Master Plan Award					P3-2BAP / 95% / 1 mos	District has issued a RFP, under a joint RFP process with Reserve and Cobre School districts.District going out for RFP 2nd week of January 2011 for new FMP.Planning and More has been selected as the contractor and is preparing the proposal to begin the contrac. Contract still not signed but in process (3-31-11) The RFP is due back at the end of February and the Committee is expected to make a decision to hire a vendor on March 10, 2011. District is working on the contract and is expected to forward it to PSFA in early June 2011 (5-31-11). PSFA has approved the contract and the contractor is conducting the initial meetings with the District this week of July 18th. These will be the first meetings that the contractor will hold in the District. In addition, the contractor will begin assessments of all district facilities for the plan the week of July 18th (7/15/11). Contractor has begun 2nd round of community meetings and has assessed the facilities and have started working on the FAD updates (8/17/11). The plan is currently in the plan preparation stage with the contractors working on the plan document and the anticipated completion date to be December (10/17/11). December review and board adoption anticipated (12/5/11). Plan is in final production and Board review. Plan is at 80% meaning that PSFA will hold remaining funds until staff reviews and approves document (12/28/11). District is reviewing capital priorities list. Contractor has submitted preliminary sections for PSFA review and staff has provided feedback on Sections 1 and 2 of the plan Anticipated completion in March. Plan is on schedule (2/15/12).	\$21,482	\$18,042	\$0	\$3,440

<i>School District</i>	<i>Proj #</i>	<i>Project Name</i>	<i>Phase 1</i>	<i>Phase 2</i>	<i>Phase 3</i>	<i>Phase 4</i>	<i>Project Status</i>	<i>Manager Report</i>	<i>TOTAL</i>	<i>Committed</i>	<i>Expended</i>	<i>Balance</i>
Aztec Municipal Schools	M11-005	Master Plan Award	<div></div>	<div></div>	<div></div>	<div></div>	P3-2BAP / 100% / 1 mos	Greer: (10-19-11) School Board approval on Sept. 8, submission of plan to PSFA will be on Nov. 7th, 2011. (11-30-11) (12-02-11)Greer will submit to PSFA by Dec. 9th, 2011. (01-03-12) Will submit by Jan. 30th 2012, updating FAD and producing final. (02-16-12) Greer will provide plan by Feb. 29th.	\$4,855	\$4,855	\$0	\$0
Belen Consolidated Schools	M11-006	Master Plan Award	<div></div>	<div></div>	<div></div>	<div></div>	P3-1PMP / 99% / 1 mos	Contract approved on 03-07-11(Wilson and Co.) (7-18-11) Anticipated completion date Dec 2011. (08-16-11) We had a meeting with planner and district . (10-19-11) (12-02-11)Final draft end of December 2011. (12-08-11) FMP Steering comm. Reviewed and aproved draft on Dec. 6th. Final draft submitted to school brd. On December 13th. If approved will submit to PSFA. (01-05-12) The steering committee reviewed and approved draft and approach to capital plan on Dec. 6. Final draft was submitted to school board on Dec. 13. The board wanted to relook at the FAD rankings of two elementary schools and tabled action on the FMP until more consulting with RM and contractor at the January 10, 2012 board meeting. Should submit to PSFA after Jan. 10. (01-25-12) Submitted on Jan. 6th, 2012, PSFA has reviewed but not approved due to data needed. (02-16-12)Board approved FMP Feb. 15, 2012 and will provide final to PSFA by Feb. 24th.	\$56,110	\$56,110	\$0	\$0
Bernalillo Public Schools	M12-001	Master Plan Award	<div></div>	<div></div>	<div></div>	<div></div>	/ 0% / 10 mos	Received Acceptance letter on 12/08/12 (01-25-12) (02-15-12) Greer Stafford is completing contract.	\$28,504	\$0	\$0	\$0
Bernalillo Public Schools	M12-019	Village Academy Charter School	<div></div>	<div></div>	<div></div>	<div></div>	/ 0% / 1 mos	(01-26-12) Received Rejection letter on Jan. 26, 2012,	\$10,340	\$0	\$0	\$0
Capitan Municipal Schools	M11-007	Master Plan Award	<div></div>	<div></div>	<div></div>	<div></div>	P3-1PMP / 75% / 3 mos	On schedule for October 2011 completion schedule. District will be developing priorities first week of August 2011 (7/15/11). District is in the process of analyzing priorities and contractor reports that they want to take their time in review since the project is ahead of schedule. Contractor anticipates a February 2012 completion (8/18/11). During the planning process, District and contractor concluded that the District needs a drainage study for its campus in order to determine capital priorities. District inquired of PSFA staff as to whether PSCOC would participate in the cost of the drainage study. PSFA asked the contractor to provide a cost estimate for the study before discussing this request (10/17/11). PSFA has not receieved the cost estimate for the drainage study discussed in October. The Contractor has completed additional tasks (12/5/11). District still considering drainage study (12/28/11). Plan is on hold while the District completes a drainage study, which will impact the plan's capital priorities list (2/16/12).	\$2,946	\$0	\$0	\$2,946
Cimarron Public Schools	M12-002	Master Plan Award	<div></div>	<div></div>	<div></div>	<div></div>	/ 0% / 1 mos	(01-26-12) District sent rejection letter.	\$2,696	\$0	\$0	\$0
Clovis Municipal Schools	M12-003	Master Plan Award	<div></div>	<div></div>	<div></div>	<div></div>	P1-1POR / 0% / 12 mos	Acceptance letter received 12/16/11. PSFA master planning staff reviewed contract on 2/14/12 and approved it. Submitted signed contract to Cassandra Cano on 2/14/12 to generate PSFA purchase order (2/16/12).	\$96,527	\$0	\$0	\$0

<i>School District</i>	<i>Proj #</i>	<i>Project Name</i>	<i>Phase 1</i>	<i>Phase 2</i>	<i>Phase 3</i>	<i>Phase 4</i>	<i>Project Status</i>	<i>Manager Report</i>	<i>TOTAL</i>	<i>Committed</i>	<i>Expended</i>	<i>Balance</i>
Cobre Consolidated Schools	M11-008	Master Plan Award	<div></div>	<div></div>	<div></div>	<div></div>	P3-2BAP / 90% / 1 mos	RFP has been issued, under a joint RFP with Reserve and Animas Districts. The RFP is due the last week of February and Committee will make their decision on March 10, 2011.Committee selected Planning and More for the project. Contractor is currently working on the RFP in order to get the contract process started (3-31-11). District is working on the contract and intends on forwarding it to PSFA in early June for PSFA approval (5-31-11). Contractor is holding initial meetings with the district the week of July 18th. These will be the first meetings with the District for the FMP. In addition, the contrator will begin assessment of the district's facilities for the plan the week of July 18th 2011 (7/15/11). Contractor has begun second round of community meetings and has completed the facility assessments. Contractor is in the process of updating the FAD information (8/17/11). The plan is currently in the plan preparation phase with the contractor working on the plan document with December 2011 completion anticipated (10/17/11). Plan is still on schedule for December completion and PSFA staff and Board review and approval (12/5/11). Plan is under Board review and final production. Plan is at 80% so PSFA will hold additional payments until staff has reviewed and approved final document (12/28/11). District is currently reviewing capital priorities list with the vendor. The vendor has submitted draft sections 1 and 2 to PSFA staff for preliminary review and staff has provided comment. Vendor expects to deliver final plan on schedule in March 2012 (2/15/12).	\$27,189	\$26,449	\$0	\$740
Cuba Independent Schools	M12-004	Master Plan Award	<div></div>	<div></div>	<div></div>	<div></div>	/ 0% / 10 mos	Received acceptance letter on Dec. 22 (01-25-12) Soleil West contractor going to the brd tonight to approve contact.	\$32,847	\$0	\$0	\$0
Deming Public Schools	M12-005	Master Plan Award	<div></div>	<div></div>	<div></div>	<div></div>	P1-1POR / 0% / 12 mos	Acceptance letter received 12/15/11. District reviewed RFPS on Friday, February 10th, 2012.	\$61,519	\$0	\$0	\$0
Dexter Consolidated Schools	M07-008	Master Plan Award	<div></div>	N/A	N/A	<div></div>	P4-1PAP / 100% / 1 mos	Plan on target for August 2011 completion. District has made final review and will return the document for editing to Greer Stafford 3rd week of July 2011 (7/15/11). Contractor reports that the plan is 95% complete and the District is scheduled to adopt the plan in September. PSFA staff has not reviewed the plan (8/17/11). District is still in review process and the School Board expects to consider the plan in early November. PSFA review will be at the same time (10/18/11). Contractor reports that the plan is 100% complete and waiting on the school board approval (12/5/11). District reviewing draft plan late December for January adoption. Contractor intends to deliver plan to PSFA by 2nd week of January (12/28/11). Board approved on January 11th 2012. Plan in final production with February delivery anticipated (2/15/28).	\$6,800	\$6,800	\$3,634	\$0
Espanola Public Schools	M12-006	Master Plan Award	<div></div>	<div></div>	<div></div>	<div></div>	/ 0% / 10 mos	Received acceptance letter on Dec. 12 (01-25-12) (02-16-12) The District is currently reviewing proposals.	\$62,268	\$0	\$0	\$0
Estancia Municipal Schools	M11-009	Master Plan Award	<div></div>	<div></div>	<div></div>	<div></div>	P1-2CFA / 50% / 4 mos	Contract approved on 03-04-11 (Greer) Anticipated completion date January 2012. (7-15-11) Started assessment of facilities and schedule Steering committee meetings. (08-16-11) District scheduled to adopt in Feb. 2012. (10-19-11) Working on schedule with District. (11-30-11) (12-02-11) First steering com. Dec. 15th. (01-03-12) Draft FMP due in June 2012. (02-07-12)I attended 2nd meeting on Feb 6th. FMP is to be adopted on June 12th. (02-15-12) Plan is moving froward.	\$27,974	\$26,229	\$0	\$1,745

<i>School District</i>	<i>Proj #</i>	<i>Project Name</i>	<i>Phase 1</i>	<i>Phase 2</i>	<i>Phase 3</i>	<i>Phase 4</i>	<i>Project Status</i>	<i>Manager Report</i>	<i>TOTAL</i>	<i>Committed</i>	<i>Expended</i>	<i>Balance</i>
Grants-Cibola County Schools	M10-007	Master Plan Award	<div></div>	<div></div>	<div></div>	<div></div>	P3-1PMP / 95% / 1 mos	Submitted signed contract 10/26/2010 (ARC) (10-19-11) The Supt. Has still not fully recovered from surgery. The facilities Director position has been filled but we are working through the business manager to get the plan finalized. The plan should be completed by the end of November.(12-02-11) Anticipated completion end of Dec. (12-03-12) ARC was reassured by the District that they are working to complete their final review of plan ASAP. (02-15-12) the FMP is 95% complete, ARC was assured by the district that it is working to complete the plan as soon as possible. The district just acquired the assets of the districts transportation contractor which went out of business. ARC is updating the district's capital plan to include a bus maintenance and storage facility. The RM and I have a call in to the district to resolve any issues.	\$73,243	\$71,766	\$55,655	\$1,477
Hobbs Municipal Schools	M12-007	Master Plan Award	<div></div>	<div></div>	<div></div>	<div></div>	/ 0% / 12 mos	Acceptance letter received on 1/3/12. District is scheduling Request for Proposals submission (2/16/12).	\$71,324	\$0	\$0	\$0
Jemez Mountain Public Schools	M11-011	Master Plan Award	<div></div>	<div></div>	<div></div>	<div></div>	P3-1PMP / 99% / 1 mos	ARC is contractor. (11-30-11) The District set preliminary capital priorities. Board meeting Dec. 2 to approve final priorities and FMP complete by mid Dec. (12-02-11) Compete FMP by Dec. 2011. (01-03-12) ARC has been assured by the District that they are reviewing and completing final plan ASAP. (02-15-12) Completing final doc. Going to sch. Board on Feb. 21 for adoption.	\$2,050	\$2,050	\$0	\$0
Las Cruces Public Schools	M12-016	Alma d'arte Charter High School Master Plan Award	<div></div>	<div></div>	<div></div>	<div></div>	/ 0% / 12 mos	Acceptance letter received on 12/16/11. School is currently working on contract with vendor (2/16/12).	\$13,266	\$0	\$0	\$0
Los Lunas Public Schools	M10-008	Master Plan Award	<div></div>	<div></div>	<div></div>	<div></div>	P3-2BAP / 99% / 1 mos	(11-30-11) School board approved FMP on Nov. 8th, (12-02-11)Greer is completing final doc to submit to PSFA for approval next early Dec. 2011. (01-03-12) Will delivery final by Jan. 30, 2012, working on updating FAD...(01-25-12) Submitted FMP, PSFA has not approved because need updated FAD reports and minor other data. (02-15-12) Received most of the data request, but waiting on a few more items form planner to complete, Greer said they will have the info by Feb. 29th.	\$64,515	\$64,515	\$39,824	\$0
Loving Municipal Schools	M12-008	Master Plan Award	<div></div>	<div></div>	<div></div>	<div></div>	/ 0% / 12 mos	Acceptance letter received on 12/15/12. Vendor reports that they are signing contracts with the District and anticipates June 2012 completion (2/16/12).	\$6,859	\$0	\$0	\$0
Mesa Vista Consolidated Schools	M11-013	Master Plan Award	<div></div>	<div></div>	<div></div>	<div></div>	/ 35% / 1 mos	(ARC) (11-30-11) The Superintendent has left district so no movement on plan. (12-01-11) The school board approved contract on Nov. 30th with ARC. (01-03-12) PSFA has reviewed the contract in Dec. 2011, but have not approved due that the District does not have a signed JPA on file and ARC is planning to have final draft for board review in late Feb. 2012 . (02-15-12) on hold due to MOU signature needed, as soon as signed the contracts can be approved by PSFA. Planner had hoped to complete in late April.	\$15,465	\$0	\$0	\$15,465
Mora Independent Schools	M11-014	Master Plan Award	<div></div>	<div></div>	<div></div>	<div></div>	P1-1POR / 25% / 3 mos	Greer (08-16-11) Anticipated completion date now is March 2012. (10-19-11) Working on schedule with District. (11-30-11) Completed schedule. 12-02-11 Anticipated completion March 2012. (01-03-12) will have schedule January 12. (02-15-12) Plan has not moved forward since last month.	\$21,289	\$21,289	\$0	\$0
NMSBVI	M12-009	Master Plan Award	<div></div>	<div></div>	<div></div>	<div></div>	/ 5% / 12 mos	Acceptance letter received on 12/15/2011. School has signed contracts and has held initial FMP meeting on February 10th, 2012 (2/16/12).	\$46,135	\$46,135	\$0	\$0
NMSD	M12-010	Master Plan Award	<div></div>	<div></div>	<div></div>	<div></div>	/ 0% / 10 mos	PSFA approved contract on Dec. 23, 2012. Greer Stafford Planner. (02-15-12) They have scheduled their meeting dates.	\$56,761	\$52,633	\$0	\$0

<i>School District</i>	<i>Proj #</i>	<i>Project Name</i>	<i>Phase 1</i>	<i>Phase 2</i>	<i>Phase 3</i>	<i>Phase 4</i>	<i>Project Status</i>	<i>Manager Report</i>	<i>TOTAL</i>	<i>Committed</i>	<i>Expended</i>	<i>Balance</i>
Pecos Independent Schools	M10-009	Master Plan Award	<div></div>	<div></div>	<div></div>	<div></div>	P3-1PMP / 90% / 1 mos	(11-30-11) The superintendent has resigned. (12-02-11) ARC is working on contacting the Interim Superintendent to get the FMP completed. (1-01-03-12) The District has a new superintendent and ARC is working with new superintendent to complete plan. (2-15-12) FMP is 90% complete. The new Interim Superintendent has been engaged. The Interim Superintendent and the Board are committed to finalization of the plan in March, 2012. The district is engaged in establishing a capital program and hiring a financial advisor.	\$19,637	\$18,312	\$13,440	\$1,325
Portales Municipal Schools	M12-011	Master Plan Award	<div></div>	<div></div>	<div></div>	<div></div>	P1-1POR / 0% / 12 mos	Accpetance letter received on 12/15/11. RM reports that he is working with the District to finalize the contract in order to submit it for PSFA review (2/16/12).	\$43,765	\$0	\$0	\$0
Quemado Independent Schools	M07-022	Master Plan Award	<div></div>	N/A	N/A	<div></div>	P3-2BAP / 99% / 1 mos	On target for August 2011 Completion. District is reviewing final document and will provide comments and markups back to contractor for final editing before submitting to PSFA (7/15/11). Contractor reports that the plan is 85% complete and the District is scheduled to adopt the plan in October 2011 (8/17/11). Plan is in production stage and Board expects to review it and approve in on December. (12/5/11). Plan is still in Board review with January 2012 adoption anticipated (12/28/11). Plan is still in Board review with anticipated completion in February 2012 (2/15/12).	\$17,635	\$17,635	\$8,817	\$0
Raton Public Schools	M12-012	Master Plan Award	<div></div>	<div></div>	<div></div>	<div></div>	/ 0% / 10 mos	Received acceptance letter on Dec. 13, 2011 (01-25-12) (02-16-12) RM mailed contracts to PSFA on Feb. 15, 2012.	\$33,964	\$0	\$0	\$0
Reserve Independent Schools	M11-015	Master Plan Award	<div></div>	<div></div>	<div></div>	<div></div>	P3-2BAP / 90% / 1 mos	District will be going out for RFP second week of January 2011 for February vendor selection.Planning and More has been selected as the contractor and is currently preparing the RFP in order to get contract process started. Contract behind schedule since it has not been signed but selection process happened after March 1st (3-31-11). The District has forwarded the contract to PSFA, which has reviewed it and approved it. Plan process should be underway (5-31-11). The contractor is currently working on initial meetings with the District for the FMP the week of July 18th 2011. These will be the first meetings that the contractor has with the District regarding the Plan. In addition, the contractor will begin building assessments the week of July 18th, 2011 as well (7/15/11). Contractor has begun 2nd round of community meetings and has completed building assessments. Contractor is beginning FAD updates (8/17/11). Plan is currently in the plan preparation stage of the project with a December 2011 completion anticipated (10/17/11). December completion still anticipated including PSFA staff review and Board review and approval (12/5/11). Plan is in Board review and final production. Plan is at 80% meaning that PSFA staff will hold remaining funds until staf has reviewed and approved the plan with January 2012 completion being anticipated (12/28/11). District is currently reviewing capital priorities. Vendor has submitted preliminary draft sections 1 and 2 to PSFA for review and staff has provided comment. Vendor expects to deliver final plan on schedule to PSFA in March 2012 (2/15/12).	\$10,070	\$7,584	\$0	\$2,486

<i>School District</i>	<i>Proj #</i>	<i>Project Name</i>	<i>Phase 1</i>	<i>Phase 2</i>	<i>Phase 3</i>	<i>Phase 4</i>	<i>Project Status</i>	<i>Manager Report</i>	<i>TOTAL</i>	<i>Committed</i>	<i>Expended</i>	<i>Balance</i>
Silver Consolidated Schools	M11-016	Aldo Leopold High Master Plan Award	<div></div>	<div></div>	<div></div>	<div></div>	P3-2BAP / 95% / 1 mos	School has issued RFP and has sent it to the master plan vendors on the distribution list. RM is working with school with school on selecting vendor, which may be the same vendor working on the Cobre/Reserve/Animas vendor - Planning and More (3-31-11). School is negotiating contract and should forward it to PSFA for review in early June 2011 (5-31-11). PSFA has approved the contract and contractor will hold its first meetings with the District the week of July 18th 2011. The contractor will also begin its assessment of the schools facilities the week of July 18th, 2011 (7/15/11). Contractor is beginning second round of community meetings and has completed facility assessments. Contractor is ready to begin updating the FAD data (8/17/11). Contractor is completing facility inventory, utilization, and other pertinent data for January 2012 completion (10/17/11). Contractor has began preparing facility master plan document with January 2012 completion date targeted including PSFA staff review and Board review and adoption (12/5/11). Plan is currently in Board review and final production. Since plan is at 80% PSFA will hold remaining funds until it has reviewed and approved the Plan (12/28/11). School is currently reviewing capital priorities list. Vendor has submitted preliminary draft sections 1 and 2 to PSFA staff and staff has provided comment. Vendor is currently on schedule with the plan and anticipates delivering final document in March 2012 (2/15/12).	\$16,873	\$13,292	\$0	\$3,581
Socorro Consolidated Schools	M12-013	Master Plan Award	<div></div>	<div></div>	<div></div>	<div></div>	/ 0% / 12 mos	Acceptance letter received on 12/16/11. RM has submitted contract to the District for signing (2/16/12).	\$40,613	\$0	\$0	\$0
State Charter School	M09-010	School of Dreams Charter Master Plan Award	<div></div>	<div></div>	<div></div>	<div></div>	P3-1PMP / 95% / 1 mos	Wilson and Co. District adopted plan on September 28, 2010, but as we reviewed plan there was some need information that we are currently waiting on. Planner sent a draft on 05-24-11, but not complete. (7-18-11) Wilson has lost their planner, but said the plan will be complete in August 2011. (08-16-11) Wilson has new planner to complete the plan. (10-19-11) final draft end of October. (11-02-11) provided draft to principal Mike Ogas for his review and comment. (12-02-11) I spoke to Mike (principle) and Wilson to make this high priority to complete this plan this month. (01-05-12) They need to contact Mr. Ogas, principal, and get his comments on the final draft FMP as well have him reissue a purchase order. (2-15-12) I called Mr. Ogas today he said he will make this his top priority to complete plan.	\$24,781	\$0	\$0	\$24,781
State Charter School	M10-001	School of Excellence Charter Master Plan Award	<div></div>	<div></div>	<div></div>	<div></div>	P3-2BAP / 100% / 1 mos	(Lee Galmelsky) (10-19-11) Second community meeting was Oct. 12th with anticipated completion date Dec. 2011 (12-02-11)approaching 50 % completion today, and plan to be 100 % before 25 dec. 2011. (01-03-12) PSFA has final document in review. (01-05-12) sent email of needed revisions and data to contractor. (01-25-12) Planner reported he should resubmit by Jan. 31, 2012. (02-02-12) Planner anticipated completion date Feb. 10, 2012. (02-15-12) Should be completed by Monday, Feb. 20, 2012.	\$17,014	\$12,690	\$10,152	\$4,324
Tucumcari Public Schools	M12-014	Master Plan Award	<div></div>	<div></div>	<div></div>	<div></div>	/ 0% / 10 mos	Received acceptance letter on Dec. 16, 2011. (01-25-12) (02-16-12) Reviewing final proposals and hopefully sign a contract this week with DeJong.	\$31,959	\$0	\$0	\$0

<i>School District</i>	<i>Proj #</i>	<i>Project Name</i>	<i>Phase 1</i>	<i>Phase 2</i>	<i>Phase 3</i>	<i>Phase 4</i>	<i>Project Status</i>	<i>Manager Report</i>	<i>TOTAL</i>	<i>Committed</i>	<i>Expended</i>	<i>Balance</i>
Tularosa Municipal Schools	M09-006	Master Plan Award		N/A	N/A		P3-2BAP / 99% / 1 mos	Pending determination of final capital priorities by administration and board (6-10-11). On 7/18/11, ARC reported back that the plan has been 98% complete for a year and the District has not moved on the Plan and has not supplied the capital priorities list to the District. ARC is unsure of when the District wants to have the plan complete and they consider this issue to be in the District's court. ARC will need to update the enrollment projections and then take a month to complete the final document (7/18/11). District is still reviewing priorities. Contractor needs to contact them to see what needs to be done to move the process along (8/18/11). Plan is currently at a standstill in according to the contractor in the District's court. The District is supposed to be reviewing the plan but the status remains unchanged. PSFA staff may need to coordinate with both the District and contractor (10/17/11). Contractor continues to report that this plan is at a standstill. Staff will call the District (12/5/11). Plan remains at a standstill (12/28/11). Contractor reports that plan is still at a standstill with the District (2/15/12).	\$36,982	\$0	\$0	\$36,982
Zuni Public Schools	M11-018	Master Plan Award					P1-1POR / 75% / 2 mos	Greer (7-15-11) Started assessment of facilities, schedule Steering Committee meetings. (08-16-11) District scheduled to adopt March 2012. (10-19-11) Working on schedule with District. (11-30-11) Fac. Manager has been ill and has delayed FMP development. (12-02-11) (01-03-12) Draft FMP due March 12, 2012. (02-15-12) Bill S.attended Steering Committee meeting Feb. 8th. Plan is moving along submitting recommendations to the board Feb. 27th.	\$43,785	\$43,785	\$0	\$0
									\$1,209,832	\$542,272	\$131,522	\$99,293

PUBLIC SCHOOL CAPITAL OUTLAY COUNCIL

2011-2012 LEASE ASSISTANCE AWARDS

District	School	Charter School Renewal Dates	State (S) or Local (L) Charter	Lessor	Total Sq.Ft. of Leased Classroom Space	Avg. of 80/120 Member ship or Estimate	Avg. of 80/120 Membership or Estimate per PED	Actual Lease	Maximum Allowable Lease Assist @ \$733.35/PED MEM ²	Maximum Allowable Lease Assist @ \$733.35/PED MEM ² or Adjusted Lease	Balance	FY 2012 Q1 July 2011 thru Sept 2011	FY 2012 Q2 Oct 2011 thru Dec 2011	FY 2012 Q3 Jan 2012 thru Mar 2012
Albuquerque	Academia de Lengua y Cultura	2013	L		6,611.0	87.0	87.0	163,400	63,801	63,801	31,681	15,950.25	15,950.25	220.00
Albuquerque	Academy of Trades & Technology	2015	S	N-LWOP	18,175.0	170.0	170.0	179,800	124,670	124,670	62,335	31,167.50	31,167.00	
Albuquerque	ACE Leadership High School	2015	S		6,094.0	109.5	109.5	120,000	80,302	64,083	16,166	22,916.68	25,000.02	
Albuquerque	Albuquerque Institute for Math & Science	2015	S	U	17,862.0	261.0	261.0	230,419	191,404	191,404	191,404			
Albuquerque	Albuquerque School of Excellence	2015	S		10,000.0	210.0	208.5	380,000	152,903	152,903	76,452	38,225.75	38,225.75	
Albuquerque	Albuquerque Talent Development	2012	L		13,000.0	143.5	143.5	213,175	105,236	105,236	52,618	26,309.00	26,309.00	
Albuquerque	Alice King Community School	2016	L		15,395.0	245.0	245.0	290,008	179,671	179,671	89,835	44,917.75	44,917.75	
Albuquerque	Amy Biehl High School	2015	S	F	40,764.0	278.0	278.0	1,200	203,871	1,178	0	589.00		589.00
Albuquerque	Bataan Military Academy	2012	L		12,897.0	138.5	138.5	173,698	101,569	101,569	50,784	25,392.25	25,392.25	
Albuquerque	Career Academic & Technical Academy	2012	L		13,000.0	137.0	137.0	155,114	100,469	100,469	58,607	25,117.25	16,744.84	
Albuquerque	Cesar Chavez	2014	S	N	11,272.0	181.5	181.5	321,360	133,103	133,103	66,552	33,275.75	33,275.75	
Albuquerque	Christine Duncan's Heritage Academy	2016	L		13,000.0	121.0	121.0	93,600	88,735	88,735	44,368	22,183.75	22,183.75	
Albuquerque	Cien Aguas International School	2014	S		12,157.0	166.0	166.0	143,262	121,736	121,736	91,302	30,434.00		
Albuquerque	Corrales International School	2013	L		15,340.0	177.0	183.5	264,984	134,570	134,570	67,285	33,642.50	33,642.50	0.00
Albuquerque	Cottonwood Classical Preparatory School	2013	S		16,153.0	347.5	347.5	465,199	254,839	254,839	127,420	63,709.75	63,709.75	
Albuquerque	Creative Education Prep. Institute #1	2014	S		12,153.0	175.0	175.5	155,273	128,703	127,247	63,623	31,811.75	31,811.75	
Albuquerque	Digital Arts and Technology Academy HS	2012	L		46,391.0	300.0	293.0	604,313	214,872	214,872	161,154	53,718.00		
Albuquerque	East Mountain High School	2015	S	N	37,882.0	356.5	356.5	336,000	261,439	261,439	130,720	65,359.75	65,359.75	
Albuquerque	El Camino Real Academy	2012	L		58,429.0	488.5	488.5	700,000	358,241	358,241	179,121	89,560.25	89,560.25	
Albuquerque	Gilbert L. Sena Charter H.S.	2014	S		14,122.0	175.0	175.0	186,140	128,336	128,336	128,336			
Albuquerque	Gordon Bernell Charter School	2013	L	C	12,757.0	302.0	302.5	175,000	221,838	175,000	87,497	43,750.00	43,753.17	
Albuquerque	Horizon Academy West	2013	S		16,399.0	418.0	420.5	522,853	308,374	308,374	154,187	77,093.50	77,093.50	
Albuquerque	La Academia de Esperanza	2012	L	N	13,050.0	320.0	320.0	360,000	234,672	234,672	117,336	58,668.00	58,668.00	
Albuquerque	La Promesa Charter School	2015	S		9,000.0	177.0	177.0	69,996	129,803	69,996	34,998	17,499	17,499.00	
Albuquerque	La Resolana Leadership Academy	2016	S		3,310.0	63.0	63.0	118,084	46,201	46,201	23,101	11,550.25	11,550.25	
Albuquerque	Los Puentes	2012	L	N	11,017.0	187.0	187.0	288,000	137,136	137,136	102,852	34,284.00		
Albuquerque	Media Arts Collaborative Charter School	2013	S	N-LWOP	7,401.0	175.0	175.0	184,248	128,336	128,336	32,084	32,084.00	32,084.00	32,084.00
Albuquerque	The Montessori Elementary School	2015	S	N	34,335.0	356.0	342.0	667,314	250,806	250,806	250,806			
Albuquerque	Montessori of the Rio Grande	2014	L	D	13,939.0	192.0	192.5	124,719	141,170	121,761	60,885	30,438.00	30,438.00	
Albuquerque	Mountain Mahogany Community	2015	L		10,956.0	146.0	146.0	102,000	107,069	94,506	47,253	23,626.50	23,626.50	
Albuquerque	Native American Community Academy	2016	L	D	29,000.0	381.0	379.5	279,871	278,306	278,306	168,306	55,000.00	55,000.00	
Albuquerque	New America School	2014	S	N	10,806.0	283.0	283.0	613,517	207,538	207,538	103,769	51,884.50	51,884.50	
Albuquerque	North Valley Academy	2013	S		26,880.0	485.0	485.0	569,424	355,675	355,675	177,837	88,918.75	88,918.75	
Albuquerque	Nuestros Valores Charter School	2016	L	C	6,811.0	134.5	134.5	49,536	98,636	43,525	21,762	10,881.25	10,881.25	
Albuquerque	Public Academy for Performing Arts	2016	L	D	19,200.0	342.5	342.5	320,874	251,172	251,172	188,379		62,793.00	
Albuquerque	Ralph J. Bunche Academy	2016	S	SL	10,707.0	85.0	83.5	56,650	61,235	56,650	28,325	13,749.99	14,575.01	
Albuquerque	Robert F. Kennedy Charter High School	2016	L	D	19,200.0	255.0	254.5	176,833	186,638	166,689	83,343	41,673.00	41,673.00	
Albuquerque	SIA Tech	2014	L	F	5,382.0	299.0	298.5	101,600	218,905	101,587	61,594	19,996.75	19,996.75	
Albuquerque	South Valley Academy	2015	L	N	12,300.0	228.0	228.0	180,000	167,204	167,204	83,834	41,685.00	41,685.00	
Albuquerque	South Valley Preparatory School	2015	S		9,754.0	92.0	92.5	127,264	67,835	67,835	33,917	16,958.75	16,958.75	
Albuquerque	SW Intermediate Learning Center	2015	S		11,880.0	112.0	112.0	92,307	82,135	82,135	41,068	20,533.75	20,533.75	
Albuquerque	SW Primary Learning Center	2015	S		14,200.0	105.5	105.5	88,294	77,368	77,368	38,684	19,342.00	19,342.00	
Albuquerque	SW Secondary Learning Center	2015	S		19,252.0	275.0	275.5	220,733	202,038	202,038	101,019	50,509.50	50,509.50	
Albuquerque	The Albuquerque Sign Language Academy	2015	S	C	2,642.0	50.0	47.0	86,052	34,467	34,350	20,335	6,665.50	7,350.00	
Albuquerque	The International School at Mesa del sol	2014	S		13,336.0	116.0	116.0	94,591	85,069	85,069	65,273	9,897.63	9,897.63	
Albuquerque	The Learning Community Charter School	2016	S	N	26,000.0	210.0	212.0	240,000	155,470	155,470	77,735	38,867.50	38,867.50	
Albuquerque	Tierra Adentro	2015	S		7,327.0	153.0	157.0	137,144	115,136	115,136	57,568	28,784.00	28,784.00	
Albuquerque	21 st Century Public Academy	2015	L		25,262.0	243.0	239.0	184,006	175,271	175,271	87,635	43,817.75	43,817.75	
Aztec	Mosaic Academy	2015	L		17,580.0	180.0	179.5	116,000	131,636	115,995	60,976	27,322.70	27,696.00	
Bernalillo	Village Academy	2013	S		3,744.0	42.0	42.0	45,800	30,801	30,801	15,400	7,700.25	7,700.25	
Carlsbad	Jefferson Montessori Academy	2012	L	D	14,574.0	160.5	160.5	117,703	117,703	111,934	61,047	25,443.81	25,443.81	
Cimarron	Moreno Valley High School	2012	L		8,370.0	80.0	80.0	60,000	58,668	58,668	29,334	14,667.00	14,667.00	
Clovis	Choices - Alternative Learning Center				12,148.0	261.0	260.5	99,600	191,038	95,533	47,766	23,883.25	23,883.25	
Deming	Deming Cesar Chavez	2016	L	D	10,661.0	148.0	145.5	100,000	106,702	96,292	48,146	24,073.00	24,073.00	
Espanola	Carinos Charter School	2015	L	D	24,265.0	194.5	194.5	139,923	142,637	138,282	138,282			
Espanola	San Juan Elementary (Land)				53,685.0	424.0	420.0	10,134	308,007	10,133	10,133			

PUBLIC SCHOOL CAPITAL OUTLAY COUNCIL

2011-2012 LEASE ASSISTANCE AWARDS

District	School	Charter School Renewal Dates	State (S) or Local (L) Charter	Lessor	Total Sq.Ft. of Leased Classroom Space	Avg. of 80/120 Member ship or Estimate	Avg. of 80/120 Membership or Estimate per PED	Actual Lease	Maximum Allowable Lease Assist @ \$733.35/PED MEM ²	Maximum Allowable Lease Assist @ \$733.35/PED MEM ² or Adjusted Lease	Balance	FY 2012 Q1 July 2011 thru Sept 2011	FY 2012 Q2 Oct 2011 thru Dec 2011	FY 2012 Q3 Jan 2012 thru Mar 2012
Gadsden	Anthony Charter School	2013	L	D	5,411.0	67.5	67.5	51,000	49,501	49,501	24,751	12,375.25	12,375.25	
Gadsden	La Union JTP/Alvarez Farms				15,460.0	24.0	24.0	18,000	17,600	17,600	8,800	4,400.00	4,400.00	
Gallup	Chief Manuelito MS (Land)			SL	43,900.0	642.5	642.5	8,436	471,177	8,436	8,436			
Gallup	Churchrock Academy (Land)			T	36,521.0	565.0	272.5	5,500	199,838	5,426	5,426			
Gallup	David Skeet ES (Land)			SL	16,760.0	218.0	214.5	3,557	157,304	3,556	3,556			0.00
Gallup	Middle College High School	2013	L	U	3,257.0	60.0	60.0	15,130	44,001	14,763	14,763			
Gallup	Ramah Middle School (Land)			SL	18,000.0	219.0	219.0	4,858	160,604	4,730	4,730			
Jermez Valley	San Diego Riverside	2014	L	T	11,775.0	102.5	102.5	75,168	75,168	75,166	75,166			
Jermez Valley	Walatowa High Charter School	2012	L		3,480.0	67.0	68.0	46,900	49,868	46,900	46,900			
Las Cruces	Alma d'arte Charter HS	2015	S	D	16,349.0	171.5	171.5	125,770	125,770	123,741	61,363	30,935.25	31,443.00	
Las Cruces	Families and Youth Inc./Las Montanas	2012	L		15,840.0	301.0	300.5	359,625	220,372	206,284	71,100	55,741.84	62,251.58	17,190.33
Las Cruces	La Academia Dolores Huerta	2014	L		9,257.0	120.0	120.0	114,661	88,002	88,002	66,002	22,000.50		
Los Lunas	School of Dreams Academy	2014	S		19,471.0	200.0	179.5	241,758	131,636	131,636	65,818	32,909.00	32,909.00	
Questa	Red River Valley Charter	2016	S	D	7,743.0	59.0	59.0	43,268	43,268	43,268	21,634	10,817.00	10,817.00	
Questa	Roots & Wings Community School	2016	L		2,160.0	34.0	34.0	40,044	24,934	23,636	17,727	5,909.00		
Rio Rancho	The ASK Academy	2015	S		23,777.0	115.0	111.0	367,130	81,402	81,402	40,701	20,350.50	20,350.50	
Roswell	Sidney Gutierrez Middle School	2014	L	M	18,564.0	59.5	59.5	12,000	43,634	12,000	6,000	3,000.00	3,000.00	
Santa Fe	Monte del Sol Charter school	2015	L	N	26,895.0	355.0	355.5	253,752	260,706	250,781	124,647	62,695.25	63,438.00	
Santa Fe	New Mexico School for the Arts	2014	S		36,361.0	130.5	130.5	150,000	95,702	95,702	47,851	23,925.50	23,925.50	
Santa Fe	The Academy for Technology & the Classics	2015	L		35,739.0	357.0	357.0	537,545	261,806	261,806	0	130,903.00	130,903.00	
Santa Fe	The MASTERS Program	2015	S	U	4,320.0	122.0	121.5	69,999	89,102	63,270	31,635	15,817.50	15,817.50	
Santa Fe	Tierra Encantada Charter High School	2015	L	D	15,257.0	131.0	131.0	101,500	96,069	91,950	68,963		22,987.50	
Santa Fe	Turquoise Trail Charter School	2015	L	D	58,799.0	465.0	463.0	335,683	339,541	334,251	167,126	83,562.75	83,562.75	
Silver	Aldo Leopold High School	2015	S		9,592.0	98.0	98.0	72,000	71,868	65,793	65,793			
Socorro	Cottonwood Valley Charter School	2015	L		10,310.0	170.0	170.0	123,870	124,670	123,870	61,935	30,967.50	30,967.50	
Taos	Anansi Charter School	2016	L	N-LWOP	12,200.0	110.5	110.5	112,296	81,035	81,035	40,518	20,258.75	20,258.75	
Taos	Taos Academy Charter School	2014	S		11,369.0	120.5	120.5	90,000	88,369	88,369	44,184	22,092.25	22,092.25	
Taos	Taos Integrated School for the Arts	2015	S		8,610.0	89.0	89.0	72,000	65,268	65,268	48,951	16,317.00		
Taos	Taos Municipal Charter School	2015	L	N	9,630.0	204.0	203.0	142,100	148,870	142,079	71,039	35,519.75	35,519.75	
Taos	Vista Grande High School	2012	L		4,603.0	103.0	103.0	84,600	75,535	64,871	32,436	16,217.75	16,217.75	
West Las Vegas	Rio Gallinas School	2012	L	D	9,865.0	108.0	107.5	75,300	78,835	74,201	74,201			
Albuquerque	NM International School	2017	S		10,435.0	120.0	120.0	129,600	88,002	88,002	44,001	22,000.50	22,000.50	
Albuquerque	The GREAT Academy	2017	S		15,040.0	120.0	120.0	180,480	88,002	88,002	44,001	22,000.50	22,000.50	
Las Cruces	John Paul Taylor Academy	2017	S		6,816.0	156.0	156.0	109,200	114,403	109,200	54,600	27,300.00	27,300.00	
TOTAL / AVERAGE	90			41	1,491,393	17,928	17,581.0	16,269,745	12,893,026	10,780,043	6,016,982	2,257,985.97	2,181,788.79	49,863.33

NOTES:

Shaded rows indicate new application (tan)

¹ Direct Administrative Space not to exceed 150nsf + 1.5nsf x MEM

² 1.019*1.016*0.996*1.016* \$700/MEM (Consumer Price Index)= FY 09 = 1.9% FY 10 = 1.6% FY 11= -0.4% FY 12=1.6%

³ X = Public Building; Y = Lease Purchase; Z = Lease from Non-Profit (meets standards in 22-8b-4.2. for being housed by July 1, 2015)

Ownership Key:

C = County(3), D = District(13), F = Fed(2), M = Municip(1), N = Nonprofit(13), SL = State Land Office(4), T = Tribal (2), U = University (3)

TAB 8

Other Business

- Next PSCOC Meeting
Proposed for April 12, 2012

TAB 9

Public Comments

TAB 10

Consideration for Approval to Executive Session Pursuant to the Open Meeting Act NMSA 1978, 10-15-1 (H) (7) for the purpose of discussing “pending litigation” of a PSCOC-funded project (Roll Call)

TAB 11

Reconvene to Open Session (Roll Call)

TAB 12

Statement of Closure