

## PSCOC MEETING NOTEBOOK FOR OCTOBER 5, 2012

# TAB 1

## CALL TO ORDER:

- Proposed Motions
- Approval of Agenda
- Correspondence

**PUBLIC SCHOOL CAPITAL OUTLAY COUNCIL**  
**Friday, October 5, 2012**

**PROPOSED MOTIONS**

**Item #3**

**Subcommittee Reports**

**a. Awards Subcommittee Report**

- **Financial Plan** – *informational only*
- **Additional Funding/Emergency Funding/Award Language Requests**

❖ **Albuquerque – Sandia HS – Phase II Plan**

Council approval of the Awards Subcommittee recommendation to acknowledge receipt of the phasing plan submitted by the Albuquerque Public Schools and release the state share of the construction funds for the 2012-2013 award for Phase I of Sandia High School in the amount of \$10,697,386. The Council is not committed to future phases of the project plan; the improvements will be recorded and the school will be re-ranked in the Facility Assessment Database.

❖ **Belen – Family School – Out-of-Cycle Design Award**

Council approval of the Awards Subcommittee recommendation to amend the previous 2011-2012 award to the Belen Consolidated Schools for the Belen Family School to provide design funds to provide 2 classrooms and other facility areas, including storage to adequacy serving grades 1-8 with an increase to the state share of \$9,152 (69%) contingent upon an additional local share of \$4,112 (31%). The balance of the funding may be requested out-of-cycle upon completion of construction documents.

❖ **Estancia – Reconsideration of Non-Award for Van Stone ES Roof**

Council approval of the Awards Subcommittee recommendation to amend the 2012-2013 non-award to Estancia Municipal Schools for Van Stone Elementary School to include funding to replace the entire roof, with a state share amount of \$192,525 (68%), contingent upon a local match of \$90,600 (32%) and a commitment from the district to adopt one of the options as outlined in their Facility Master Plan, which includes demolition of the Lower Elementary. District shall continue to advance use of FIMS working with PSFA staff to develop and implement meaningful measures helpful to enhancing maintenance at the district to ensure a Facility Maintenance Assessment Report (FMAR) score of satisfactory (70.1% or better) at each school.

❖ **West Las Vegas – Family Partnership MHS – Out-of-Cycle Design Award**

Council approval of the Awards Subcommittee recommendation to amend the 2011-2012 award to the West Las Vegas Public Schools for the Family Partnership MHS to include out-of-cycle design funding to relocate the school and remodel the existing Tech Building at WLV Middle School to adequacy for 80 students, grades

6-12, with an increase to state share amount of \$159,390 (76%), contingent upon an additional local share of \$50,334 (24%).

- **Pre-K Applications Received**

Council approval of the Awards Subcommittee recommendation to authorize PSFA to assist those districts that have submitted pre-k applications and perform site visits as appropriate to gather additional information on behalf of the Council. The project scopes and projected costs shall be verified by PSFA staff and award recommendations brought back to the PSCOC at the November 1, 2012 meeting.

- **NMSD & NMSBVI Proposed Projects**

Council approval of the Awards Subcommittee recommendation to make supplemental 2012-2013 standards-based awards to the NM School for the Blind & Visually Impaired, due to delays in adopting standards for the special schools and recent completion of the district Facility Master Plan.

- ❖ **NMSBVI – Critical Infrastructure Site Improvements Phase 1**

\$297,236 for planning and design of infrastructure site improvements including sewer replacement, tunnel repairs, site utilities and electrical distribution based on an estimated project cost of \$2,972,360. The local match share (50% - \$148,618) shall be advanced contingent on review of available district finances. The district shall request funding from the 2013 NM Legislature to accommodate the local share of the total estimated project cost. The balance of the funding may be requested out-of-cycle upon completion of construction documents.

- ❖ **NMSBVI – Health Services and Jack Hall Building Renovation**

\$83,752 for planning and design to relocate the Health Services to Jack Hall (currently ES classrooms), and to renovate Health Services to accommodate Library based on an estimated project cost of \$837,519 to adequacy. The local match share (50% - \$41,876) shall be advanced contingent on review of available district finances. The district shall request funding from the 2013 NM Legislature to accommodate the local share of the total estimated project cost. The balance of the funding may be requested out-of-cycle upon completion of construction documents.

**b. Administration, Maintenance & Standards Subcommittee**

- **Las Vegas City Schools – Sierra Vista ES – Appeal of Revised NMCI Ranking**  
*informational only*

- **2013-2014 Standards-Based Capital Outlay Award Cycle**

- ❖ **2013-2014 Draft NMCI Ranking**

Council approval of the Administration, Maintenance & Standards Subcommittee recommendation to release the Draft NMCI Rankings, including charter schools that have been reassessed based on programmatic needs after completing at least one renewal period, for the 2013-2014 Standards-Based Award cycle based on criteria and weightings previously adopted by the Council. Districts are encouraged to review and provide feedback to the PSFA based on technical corrections to the data

in order for a Preliminary NMCI Ranking to be released by the PSFA in December and subsequent release of the application which is tentatively scheduled for early March 2013.

❖ **2013-2014 Proposed Workplan/Timeline** – *informational only*

• **Adequacy Planning Guide – GSF Reduction**

Council approval of the Administration, Maintenance & Standards Subcommittee recommendation to continue studying a potential reduction in the maximum gross square footage per student (Appendix A) of the Adequacy Planning Guide to be brought back to a future meeting for consideration of approval prior to the release of the 2013-2014 standards-based application.

**Item #4 - Director's Report** – *informational only*

**Item #5 - Other Business**

**a. Election of Chair and Vice-Chair**

---

**6.27.1.9 COUNCIL ORGANIZATION**

- A. A majority of the membership of the council constitutes a quorum.
  - B. The council will elect a chair and vice-chair. The chair and vice-chair will serve two-year terms. If an interim vacancy results in the office of chair or vice-chair, the council will select an officer or officers to serve in the interim.
  - C. The chair will preside at council meetings and will have powers and duties including, but not limited to, the following:
    - (1) to rule on matters of parliamentary procedure;
    - (2) to execute documents approved by the council on behalf of the council;
    - (3) to coordinate with council staff; and
    - (4) to appoint subcommittees of the council as the chair deems necessary and advisable to enable the council to conduct its business in an efficient manner. Subcommittees will be composed of fewer than a quorum of the council membership and will make recommendations to the council on issues and matters as directed by the chair. Subcommittees will act in an advisory capacity to the council. Subcommittees may not take any final or binding action.
  - D. The vice-chair will serve in the absence of the chair.
  - E. If a council member is unable to attend a council meeting, the member may provide a written designation to the chair authorizing a specified individual to act on behalf of the council member for the meeting.
- 

**HISTORY OF PSCOC CHAIRS**

<b>March 2006 -</b>	<b>James Jimenez (Executive)</b>
<b>June 2006 -</b>	<b>Catherine Smith (Schools)</b>
<b>November 2006 -</b>	<b>Paula Tackett (Legislative)</b>
<b>November 2008 -</b>	<b>Katherine Miller (Executive)</b>
<b>September 2010 -</b>	<b>David Abbey (Legislative)</b>

---

**b. Next PSCOC Meeting – Proposed for November 1, 2012**



**PUBLIC SCHOOL CAPITAL OUTLAY COUNCIL  
AGENDA  
OCTOBER 5, 2012—9:00 AM  
STATE CAPITOL BUILDING, ROOM 317  
SANTA FE, NEW MEXICO**

- # 1. **Call to Order** -- Mr. David Abbey, Chair
- a. Approval of Agenda
  - b. Correspondence
- # 2. **Approval of Minutes (September 5, 2012)**
- # 3. **Subcommittee Reports**
- a. **Awards Subcommittee**
    - **Financial Plan**
    - **Additional Funding/Emergency Funding/Award Language Requests**
      - Albuquerque – Sandia HS – Phase II Plan
      - Belen – Family School – Out-of-Cycle Design Award
      - Estancia – Reconsideration of Non-Award for Van Stone ES Roof
      - West Las Vegas – Out-of-Cycle Design Award
    - **Pre-K Applications Received**
    - **NMSD & NMSBVI Proposed Projects**
  - b. **Administration, Maintenance & Standards Subcommittee**
    - **Las Vegas City Schools/Sierra Vista ES –Appeal of Revised NMCI Ranking**
    - **2013-2014 Standards-Based Capital Outlay Award Cycle**
      - 2013-2014 Draft NMCI Ranking
      - 2013-2014 Proposed Workplan/Timeline
    - **Adequacy Planning Guide-GSF Reduction**
- # 4. **Director's Report**
- a. **Project Status Reports**
    - PSCOC Project Status Report
    - Master Plan Project Status Report
    - Lease Assistance Report
  - b. **Chama Update**
- # 5. **Other Business**
- a. Election of Chair and Vice-Chair
  - b. Next PSCOC Meeting — Proposed for November 1, 2012

**Public Comments**

**Adjourn**

# **PUBLIC SCHOOL CAPITAL OUTLAY COUNCIL SUBCOMMITTEE ASSIGNMENTS**

## **PSCOC**

David Abbey, Chair

Keith Gardner, Vice-Chair

## **Awards Subcommittee**

Joe Guillen, Chair

David Abbey

Tom Clifford

Frances Maestas

## **Administration, Maintenance & Standards Subcommittee**

Raul Burciaga, Chair

Paul Aguilar

Gene Gant

J. Dee Dennis

*Keith Gardner will serve as designee on subcommittees in the absence of any member.*

# TAB 2

## **APPROVAL OF MINUTES:**

*September 5, 2012*

**PUBLIC SCHOOL CAPITAL OUTLAY COUNCIL  
SEPTEMBER 7, 2012  
MINUTES  
STATE CAPITAL BUILDING, ROOM 317  
SANTA FE, NEW MEXICO**

**Members Present:** Mr. David Abbey, LFC                      Mr. Gene Gant, PEC  
Mr. Joe Guillen, NMSBA                      Ms. Frances Maestas, LESC  
Mr. Dee Dennis, RLD                      Mr. Paul Aguilar, PED  
Mr. Tom Clifford, DFA

**Designees:** Ms. Mandi Jones for Mr. Keith Gardner, Office of the Governor

**Absent:** Mr. Raul Burciaga, LCS

**1. Call to Order—9:00** **Mr. David Abbey, Chair**

**a. Adoption of Agenda**

The clerk called roll noting that Mr. Burciaga is unable to attend this meeting. It was noted that Ms. Mandi Jones will serve as designee for Mr. Keith Gardner, Office of the Governor.

Mr. Robert Gorrell, PSFA Director, presented the agenda to the Council, noting that the PSCOC reserves the right to change the order of the agenda as deemed necessary.

The Council added an Animas School District request to waive the remaining balance on the district's advance which was discussed in the Awards Subcommittee.

**MOTION:** Mr. Joe Guillen moved for adoption of the agenda that includes the Animas District request. Mr. Paul Aguilar seconded, the motion carried.

**b. Correspondence**

There is no correspondence at this time.

**2. Minutes (June 21-22, 2012 & July 26, 2012)**

Upon review by the Council, Mr. Dee Dennis moved for approval of the June 21-22, 2012 and the July 26, 2012 PSCOC minutes, subject to technical corrections. Mr. Gene Gant seconded, the motion carried.

**3. Subcommittee Reports**

**a. Awards Subcommittee Reports**

• **Financial Plan**

Mr. Jeff Eaton referred the Council to the financial plan that was made available in their meeting notebooks that reflects the action taken by the Council at their last meeting regarding projects and adjustments.

Projects and adjustments are listed below:

-- **Espanola—Carlos Vigil MS**

This award is to amend the 2008-2009 deferred award to the Española Public Schools for moving the 7<sup>th</sup> grade students from the old Espanola MS East to

Carlos Vigil Middle School to include design and construction of a new playfield at Carlos Vigil MS to adequacy for 520 students, grades 7-8, with a state share amount of \$822,298 (63%), contingent upon a local share of \$482,937 (37%). As was required in the additional conditions of all awards in the 2008-2009 cycle, this award is subject to district submission of a disposal plan for the old Espanola MS East facilities. The following options may be considered: demolition; written agreement transferring the ownership of property and/or facilities for non-educational use; or other re-use such that the facilities will no longer house students or staff.

This award is to amend the previous 2010-2011 award to Los Alamos Public Schools for Aspen Elementary School to increase design capacity from 314 students to 390 students, grades K-6.

Mr. Eaton informed the Council that staff has received new revenue changes from estimators at the LFC meeting held at Angel Fire. The new revenue estimates and budgeted amounts are reflected in the financial plan.

Mr. Eaton stated that the Council would take action on the Lease Assistance Awards as well the Master Plan Assistance application release at today's meeting.

In regard to the PSFA operating budget, currently the PSFA has \$6 million as a placeholder for FY14 and outyears, subject to PSCOC action. Mr. Eaton touched briefly on the funding sources and uses, the project encumbrance schedule and FY-13 Phase II and emergency cost overruns.

Mr. Eaton noted that there are bonds that need to be certified by the Board of Finance estimated expenditures and estimated funding needs is \$354 million. The estimated amounts will be updated in the financial plan when projects are shovel-ready. The staff is directed to include anticipated needs and committed needs in the financial plan. The staff is also directed to build a reserve plan into the financial plan.

- **Additional Funding/Emergency Funding/Award Language Requests**

- **Capitan – Capitan ES/HS – Local Match Advance**

Mr. Pat McMurray, PSFA staff, presented this request to the Council noting that if the motion is passed, it would allow the district to immediately issue an RFP for a design professional and move forward with conceptual drawing to assist in passing a bond issue in February 2013. If the bond issue does not pass, this is the amount that has been obligated to the project as an advance and would be paid by the district from future bond elections. If the bond election passed, the district will go before the Council to enter into the additional funding for planning and design and ultimately Phase II of the project.

The district has been unable to pass a bond issue because the voters want to see what it will look like on the campus that includes grades K-12. There are also drainage and parking issues. The district's enrollment increased and will look at

planning district-wide. The district superintendent stated that the district has met with their financial advisor Dr. Clemmons and indicated that they are committed to a bond on February 2013.

Although their school board has not addressed payment options should the election fail, and that the district may have to use SB-9 funding to repay the advanced funds.

Mr. McMurray informed the Council that the RFP is ready to be sent out and will be completed by October. The district is only looking at conceptual drawings at this time. The district has completed their Facility Master Plan that includes a pre-detailed campus-wide overall view that was discussed during the site visit and there may be changes.

The Awards Subcommittee has reviewed this request and recommends approval by the Council.

**MOTION:** Mr. Guillen moved for Council approval of the Awards Subcommittee recommendation to amend the 2012-2013 award to the Capitan Municipal Schools to award an advance of the local share in the amount of \$500,000 to complete early planning and design, to be repaid within a four year period through passage of a local bond during 2013 or by other district funds and dedication of the necessary proceeds to meeting the required match for the project. Since this is a subcommittee recommendation a second is not necessary. Since this is a subcommittee recommendation a second is not required. There being no objection the motion carried.

-- **Chama – Tierra Amarilla ES & Escalante MHS Repairs**

Mr. Rico Volpato, PSFA staff, presented this item stating that the district is requesting additional funds for design and construction work to address outstanding problems at Escalante Mid/High School including a waiver of a portion of the district local match advance.

The request covers \$500,000 of the list presented to the Council. The list is a combination of the elementary school and the mid/high school. The request is specific to the mid/high school only because there are no longer funds and the district is requesting additional funding from the Council.

This is a 2005 project and has expanded to an increase in scope that includes adding awning for snow removal, asphalt in some areas to facilitate snow removal, changing units that have been difficult to maintain, as well as other issues. There are some issues that require PSFA staff to be at the district to determine how to resolve some of the issues.

There are remaining funds from the elementary project, whatever is expended to resolve some of the issues the district would have to match the funding. The district is requesting a waiver for the matching funds. In regard to the high school, there are no longer remaining funds and the district is requesting additional funds to repair some of the items on the list. The additional request is for \$848,716 that includes a portion of their matching funds that they already

owed in the existing project. The amount includes an additional amount to complete the project plus approximately \$350,000 to waive a portion of their match that has already been expended on this work.

Ms. Casandra Cano, PSFA staff, explained that the district was given two separate advances given to the district, (1) \$1.4 million as part of the Escalante Mid/High project in which the district did repay \$1.2 million so there is a small balance left on the advance, and, (2) the advance for the Tierra Amarilla ES of \$2.5 million. The district is required to repay only what has been spent in the amount of \$2.5 million.

The Financial Advisor indicated that the district will work with the public, have public meetings to help the community understand the issues regarding the outstanding debt and explain that these improvements were for the betterment of community and students of Chama. The staff will work with the district to in passing a bond.

The Awards Subcommittee reviewed this request and recommends approval by the Council. The waiver is approximately \$2.1 million, a state share payment of \$348,000 previously spent and \$500,000 additional funding.

The staff is directed to visit the district more often (at least once or twice per week) and consider contracting a full-time construction manager with monthly progress reports to the Council.

**MOTION:** Mr. Guillen moved for Council approval of the Awards Subcommittee recommendation to amend the previous 2005-2006 and 2006-2007 awards to the Chama Valley Independent Schools for Tierra Amarilla MS/Escalante HS and Tierra Amarilla ES to provide additional design and construction work to complete renovations to adequacy with an increase to the state share of \$848,716, including adjustment of the remaining balance of the local share advances to a total \$525,000 (waiver of approx. \$2.1million, subject to financial reconciliation), with \$25,000 due immediately from the district as a good faith effort payment, and the balance of \$500,000 to be repaid by passage of the local bond election in February 2014. Since this is subcommittee recommendation a second is not required. There being no objection, the motion passed.

**-- Gadsden – Gadsden HS – Out-of-Cycle Construction – Phase III, Part I**

Mr. McMurray presented this item to the Council noting that the planning/design and construction funding is requested based on estimates for GISD GHS Phase III Part I, which consists of renovation of a two-story 1972 business building to be converted into a new science wing, partial renovation plus classroom addition at the single-story 1950 north building, renovation of the single-story 1972 old library to be converted into a drama classroom / performing arts laboratory, as well as campus wide site work including but not limited to setting portables in order to temporarily relocate students, traffic, drainage, utility, landscaping, and security improvements.

Phase III, Part I will use the CMAR delivery method and a GMP is expected by the end of the calendar year. Also, planning/design funding is requested based on MACC estimates for GISD GHS Phase III Parts II and III up to but not including construction administration services, which will complete the design effort to bring the entire campus up to current adequacy standards as per the FMP. GISD GHS Phase III, Parts II & III will likely use the RFP for construction delivery method. Additional square footage is not needed.

PSFA Staff recommends that the PSCOC approve the additional state funding request for Phase 3, Part I (design & construction funding) totaling \$11,308,300 as requested to complete this phase to adequacy. Please note the district has in place their required additional funding amount totaling \$1,542,000.

The Awards Subcommittee has reviewed this request and recommends approval of the request.

**MOTION:** Mr. Guillen moved for Council approval of the Awards Subcommittee recommendation to amend the previous 2007-2008 award to Gadsden Independent Schools for Gadsden High School to include out-of-cycle funding for Phase III planning/design and construction funding for Phase III, Part I to renovate the existing facilities to adequacy for 1,850 students, grades 9-12, with an increase to state share amount of \$11,308,300 (88%), contingent upon an additional local share of \$1,542,000 (12%). Since this is subcommittee recommendation a second is not required. There being no objection, the motion passed.

-- **Animas – Waiver of Local Share**

The Council noted that the district was not eligible for a waiver, but also could not pass a bond election. It was suggested that this item be deferred until April 2013. Mr. Guillen noted that the Awards Subcommittee has reviewed this request.

The PSFA received a letter from the district dated July 9, 2012 that states that the district is aware that they owe the PSCOC \$172,776.99 for design costs associated with their elementary/middle school project. The district is requesting that the PSCOC waive the remaining balance. The PSCOC again, granted an additional waiver of the local match in 2008, adjusting downward from 23.34 % to 11.55% of the required match. The reduction was contingent upon the district passing a bond issue and having its match in place prior to the start of the construction. At the time, the district was unsuccessful in passing a bond election and the additional waiver was never granted. Animas has attempted to pass a bond issue in 2007 and 2008 but have been unsuccessful, therefore, the construction phase was not advanced.

The district failed two bond elections and had a local share for the design. The design was completed first but was more than the community wanted to support and the bond failed. The design was redone with lesser square footage but the bond election failed again. The district share was \$172,776 of the total cost. Because their bond failed and the district does not currently have the finances



needed, they are requesting a waiver. Based on the current statutes, the district does not qualify for a waiver and there are issues with their economy.

**MOTION:** Mr. Guillen moved for Council approval of the Awards Subcommittee recommendation to defer the Animas School District request for waiver of local share to April 2013, during which time the PSCOC recommends approval of an appropriation or budget adjustment from the 2013 NM Legislature to accommodate the local share. Since this is subcommittee recommendation a second is not required. There being no objection the motion carried.

- **Facility Master Plan Assistance – Application**

Ms. Martica Casias presented this item noting that the application was reviewed by the Awards Subcommittee. She referred the Council to the updated application that was made available in their meeting notebooks. The FMP Assistance Program is tied to the state and local match. There are provisions for Council consideration to potentially reduce the local share and/or provide the entire cost under certain conditions.

The program allows charter schools eligibility for project funding once they have been through a renewal process. By statute, the FMP assistance is available to all districts. Under the Public School Capital Outlay Act, a state chartered charter schools are defined as a district. The Awards Subcommittee reviewed this information and recommend approval.

Ms. Casias stated that, upon approval of the Council, the application would be released September 7, 2012.

**MOTION:** Mr. Guillen moved for Council approval of the Awards Subcommittee recommendation to send the 2012-2013 Facilities Master Plan application and procedures to all school districts in accordance with the timeline presented. Since this is subcommittee recommendation a second is not required. There being no objection the motion carried.

- **2012-2013 Lease Assistance Award Recommendations**

Mr. Berry presented the Lease Award recommendations to the Council, noting that 98 applications were received and the Awards Subcommittee is recommending \$11.3 million in awards from the original \$13.4 million that would have been available at full CPI funding if all awards had been made. He noted that the Council authorizes staff to make adjustments for charter awards in their first year of operation after the 80<sup>th</sup> day. Staff will make proper adjustments after validating the MEM counts with PED.

Mr. Berry noted that the Awards Subcommittee is recommending no adjustment in the CPI for this fiscal year. The recommendation is to continue the \$733.35 per MEM from last year. In addition there are 10 awards that are recommended to be deferred. The NM Virtual Academy located in the Farmington School District may return for consideration once the need and number of students to be physically present is proven. The remaining nine deferred awards (Cottonwood Classical Preparatory School, Horizon Academy West, La Academia de Esperanza, La

Rosolana Leadership Academy, New America School, Middle College High School, School of Dreams, New America School-Las Cruces, and Estancia Valley Classical Academy) awards were due to concern regarding cost per square foot. The Awards Subcommittee requested that any leases over \$22.50 per square foot be allowed to return to the Council with justification of the cost of their leases. There are a number of charters that are limited by their actual lease cost while others are limited by MEM. Fifty-five of the charters are limited by their MEM. Upon approval of the recommendations, the spreadsheet will be adjusted accordingly.

Mr. Clifford asked if the Council needs statutory authority to intervene in the negotiations of a lease. Mr. Abbey responded that he is confident that the Public School Capital Outlay Taskforce will be taking up this matter and possibly meet with LFC, Legislative Council and DFA in review of award practices and possible statute changes. Mr. Berry stated that there is not currently any approval authority for any school district or charter leases.

Mr. Aguilar asked if it is legal for the Council to intervene in the leases, and asked if it is an appropriate expenditure of funds. He suggested that the PSFA staff contact their lawyer to determine if this is within the confines of the statute. Council felt that this is a task force issue. Mr. Aguilar stated that PED will contact and get a copy of the leases for the deferred schools and determine if the leases include maintenance or other situations which may be adding to the overall lease costs.

Mr. Aguilar asked if it is within the Council authority to restrict a charter or a school of a lease payment. Mr. Abbey stated that the Awards Subcommittee discussed this question and determined that the CPI is not mandatory. Mr. Abbey clarified that the charters are not being denied lease assistance, the awards are being deferred until further information is compiled and noted that the amounts are discretionary.

Mr. Berry noted that the percentage of the actual reimbursement for the current recommendations is 67% of the total lease cost. Historically, many of the dollars have come from operational funds but recently, charter schools have access to SB-9 and HB-33 funds. He stated that and there are varying reasons that some charters have high cost leases that include tenant improvements that have been made and are being recouped over a five year period to coincide with the length of their charter authorization.

PED will work with PSFA staff to discuss concerns over potential conflicts of interest and other questions.

**MOTION:** Mr. Guillen moved for Council approval of the Awards Subcommittee recommendation to make awards in the amounts specified for lease payment assistance on the accompanying spreadsheet. Upon acceptance of awards by charter schools and school districts, Council authorizes PSFA staff to distribute award amounts quarterly on a reimbursement basis upon receiving proof of lease payments made. Council authorizes PSFA staff to make reductions to award amounts subject to PED certifying in writing to PSFA that a condition exists that warrants an award adjustment or suspension which may include: school closure,

charter revocation, financial violation or irregularities, adjustment to certified attendance numbers (MEM counts), lease termination or amendment, or operational use changes from classroom to non-classroom uses.

**AMENDED MOTION:** Mr. Aguilar moved to amend the subcommittee motion to allow 1<sup>st</sup> quarter reimbursement only of the maximum allowable lease assistance at \$733.35/MEM or adjusted lease to the nine deferred schools and allow them to testify before the Council or provide documentation that justifies their need. Mr. Dennis seconded, motion carried.

The staff is directed to advise the nine schools accordingly and bring back recommendations to the December 2012 PSCOC meeting.

**b. Administration, Maintenance & Standards Subcommittee**

- **Las Vegas City Schools –Sierra Vista ES –Appeal of Revised NMCI Ranking**  
The PSFA received a letter from the Las Vegas City School dated August 22, 2012 protesting the non-award, as well as, requesting reconsideration of the recent ranking reassessment of the facilities at Sierra Vista ES. The letter suggests that the last minute reassessment resulted in a loss of possible funding of the project to bring it to adequacy.

**MOTION:** Mr. Aguilar moved for Council approval of the Administration, Maintenance & Standards Subcommittee recommendation to defer the Las Vegas City Schools appeal to the October 2012 PSCOC meeting, to allow the district additional time to review and respond to the data changes and to focus on whether or not the re-ranking was justified. Since this is subcommittee recommendation a second is not required. There being no objection the motion carried.

- **2013-2014 Standards Based Capital Outlay Award Cycle**
  - **2013 2014 Weight/Rank Methodology**

The public school Facilities Assessment Database (FAD) is the tool used to create standards based prioritization for funding public school facilities through the Public School Capital Outlay Council (PSCOC). This assessment database combines building repair cost & system life cycle analysis with New Mexico Educational Adequacy Standards to create the New Mexico Condition Index (NMCI). Weight factors are then applied to create the Weighted New Mexico Condition Index (wNMCI). This index enables the comparison of all the public schools in the state to determine greatest need for funding the correction of school deficiencies. This list is ultimately sorted so that a ranking can be generated identifying greatest capital need.

The ranked list will display the schools in most need of repair or replacement, at the top of the list, sorted by wNMCI. Every year the state will work down from the top of the list and fund needs as available revenues allow. Once corrected, the school drops to the bottom of the ranked list, and lower level needs accordingly move up in priority.

The Facilities Assessment Database (FAD) incorporates facility data for all New Mexico public schools and is updated throughout the year via field assessments, master plan updates, and district stakeholder exchange. School districts are asked to review their facility data and send updated information to the Public School Facilities Authority (PSFA). PSFA is responsible for warehousing the facility information in the database.

**MOTION:** Mr. Aguilar moved for Council approval of the Administration, Maintenance & Standards Subcommittee recommendation to continue the current NMCI Weight Ranking Factors for the 2013-2014 Standards-Based Award cycle. Since this is subcommittee recommendation a second is not required. There being no objection the motion carried.

-- **2012-2013 Variance Renewal –Charter & Alternative Schools**

The PSCOC policy is to assess charter schools that have been in operation for 6 years or more (start date of school receiving SEG Funding) and have been through one renewal. The assessment will identify needs compared against the school's Charter Agreement and the Statewide Adequacy Standards and re-ranked in the Facility Assessment Database (FAD).

Charters are assessed on a case-by-case basis by measuring their charter agreement against their curriculum and function support needs. The subcommittees have reviewed the variances and recommend that no changes be made at this time.

**MOTION:** Mr. Aguilar moved for Council approval of the Administration, Maintenance & Standards Subcommittee recommendation to continue the current variances for all alternative schools and those charter schools that have not been renewed. The charter schools that are in at least their first renewal period will be evaluated based on their current programs, enrollments and alternative facility use to determine specific facility needs and will be ranked accordingly. Since this is subcommittee recommendation a second is not required. There being no objection the motion carried.

-- **2013-2014 Proposed Workplan/Timeline**

Mr. Berry presented this item to the Council, noting that both subcommittees have reviewed the workplan/timeline. He highlighted various changes in the timeline noting that it is subject to change.

• **FY 2014 PSFA Operating Budget/Organizational Structure**

Mr. Abbey noted that the budget is a flat request plus expansion to fully fund the current 50 employees.

Mr. Gorrell referred the Council to the organizational chart and budget that was made available in their meeting notebooks. He thanked the PSCOC for their assistance in discussing this item. Mr. Gorrell noted that the PSFA is a prototype agency and tries to be as financially conservative as possible. He stated that the PSFA would like to move forward on the facilities assessment reporting.

Mr. Abbey noted that the amount of \$5,727.5 was discussed in the AMS Subcommittee but ultimately could not reach consensus on a recommendation. No FTE are added but provides funds for 3 FTE that cannot be accommodated by the FY-13 Opbud.

Mr. Aguilar noted that the PSFA had a FY12 reversion of approximately \$200,000. He stated that he recognizes that the budget is tight but noted that the direction of government is to keep the budgets flat. For this reason, he opposes the expansion. Mr. Aguilar also stated that it appears that \$200,000 would not get the agency where it needs to be and it appears that other changes can be made in the makeup of the organization structure to accommodate the agency needs. He voiced concern regarding the expansion of an organization and positions that may not be necessary. Mr. Abbey clarified that the Council would be expanding funded positions but not expanding authorized positions. The proposal is to fund every authorized position. The proposal funds 50 authorized FTE.

Mr. Aguilar commented that there are no agencies in state government that operates at 100% capacity on staffing at all times. He asked what the reasonable vacancy rate to assume that the agency will operate at throughout the year. Mr. Gorrell replied that it is difficult to pick as there were times when the agency had no vacancies which is when the agency is operating more effectively. He noted that there are 1.5 vacancies that are open at all times in order to fund the student interns. Ms. Selena Romero, PSFA HR, noted that the vacancies cover student interns and other costs. Mr. Gorrell noted that the agency budget has been uncertain for a number of months, therefore he did not fill positions without the certainty that the position would be funded going into the future.

Mr. Abbey commented that it is his opinion that for an agency of this size, 1-2% vacancy rate would be appropriate for funding purposes. He clarified that he is not recommending anything but would just like to move forward on this issue.

Mr. Dennis stated that he was originally opposed to the budget request because it did not incorporate anything into the FMAR program, which he believes is extremely important in moving forward. In observation and in conversations with Mr. Gorrell, it became apparent that there are certain aspects of duties that are being accomplished by other state agencies, which may be a duplication of work. For example, CID does code inspections for code review and plan checking and there is no reason for both agencies to do these jobs. Mr. Dennis noted that there is a vacancy that is coming up as a retiree, which will pull the number of vacancies that go out in the field if PSFA stops the process of duplicating work that is already being done by another agency. In the aspect of putting the FMAR back in the budget, he could support this moving forward if a trade-off of work done by another agency and move forward with the FMAR program.

Ms. Maestas commented that she does not believe that the agency is asking for expanded positions. She stated that in her opinion, the agency needs a staff attorney to resolve legal issues that have come up frequently. Ms. Maestas indicated that she

would not have any objections if another agency took some of the work that is being duplicated.

Mr. Abbey noted that this is the first part of the budget process, the request will go to DFA and LFC to make a recommendation and then the budget would go to House Appropriations, Senate Finance and there may be many more stops to make. He commented that he believes the agency has proposed a middle of the road approach.

Mr. Clifford asked what positions were previously funded but will and will not be funded in the proposed budget. Mr. Gorrell replied that the unfunded positions are; an analyst position that is vacant, an FMAR assessor is vacant, a FAD assessor, and an administrative assistant. The PSFA currently has a filled position of a Senior Facilities Specialist, the incumbent will retire November 30, 2012, and the potential position may be reclassified to FMAR assessor. The Plan Reviewers are busy because they also do the assessments on charter schools as well as all public school construction projects.

Mr. Gorrell noted that in 2007, the agency had 55 FTE and the PSFA reduced this voluntarily.

Mr. Abbey noted that this budget request is a 3.7% increase for the operating budget with slightly less spending than last year. He indicated that other agencies are asking for 1.6% increases, which may cause some uneasiness among other agencies.

Mr. Aguilar noted that there is a requirement by DFA that expansions be requested by July 15. The AMS Subcommittee received the PSFA budget request at its August 30, 2012 meeting, which does not give adequate time for review. The Council agreed and future conversations will begin in June, present it to the subcommittee in July and present a proposal to the Council in August.

Mr. Guillen noted that Mr. Gorrell has been very conservative in terms of releasing vacancies on a voluntary basis and has also been receptive to ideas and needs that need to be addressed in this program. He stated that the maintenance part of the agency is very important and could assist in facilities lasting longer. He noted that the initiative is well worth the investment.

**MOTION:** Mr. Clifford moved for an alternative to the budget that does not contain a significant increase in personal services and benefits. Rather than the 7%, he proposed a 3½% increase in personal services over the current fiscal year. Mr. Aguilar seconded.

The Council asked for Mr. Gorrell's reaction to the motion. Mr. Gorrell stated that the agency is attempting to meet its statutory requirements. He reiterated that he voluntarily gave up positions when not needed and he requested that the legislature

allow him to return for an increase when necessary. Mr. Guillen explained how the budget was determined and feels that it is justified.

Mr. Abbey suggested a 1% vacancy rate for discussion and asked if there is support for reducing the budget by \$40,000.

Mr. Clifford moved to amend his motion for a \$100,000 reduction. Mr. Aguilar seconded.

Mr. Abbey made a substitute motion to adopt the proposed budget with a 1% vacancy rate of \$40.8 thousand to fully fund 50 FTE. The overall budget request increase will go from 3.7% to 3.0% recognizing that 1.4% is needed just to cover health insurance. Ms. Maestas seconded.

Mr. Clifford withdrew his revised motion.

Roll was called to adopt the substitute motion. The motion passed unanimously.

**4. Director's Report**

**a. PSCOC Project Status Report**

Mr. McMurray presented the Project Status Report to the Council, noting that the report was reviewed by the Administration, Maintenance & Standards Subcommittee.

Mr. McMurray highlighted the various projects in the report along with the projects that are moving forward and projects that are behind schedule.

This report is for informational purposes only.

**b. Master Project Status Report**

Mr. Gorrell presented the Lease Assistance Report to the Council noting that the report was reviewed by the Administration, Maintenance & Standards Subcommittee. He highlighted various portions of the report.

This report is for informational purposes only.

**c. Lease Assistance Report**

Mr. Gorrell presented the Lease Assistance Payment Report to the Council noting that the report was reviewed by the Administration, Maintenance & Standards Subcommittee. He highlighted various portions of the report.

This report is for informational purposes only.

**5. Other Business**

**a. PSFA Strategic Issues**

Mr. Gorrell presented this item to the Council noting that the subcommittee requested that staff provide a summary for the PSFA Strategic Issues (see attached).

Mr. Abbey stated that the Awards Subcommittee had an in-depth discussion on the issues and provided the staff with edits. The subcommittee recommends the this item not be adopted but to move forward and take these issues back before the subcommittees then to the PSCOOTF.

Mr. Gorrell noted that some of the issues may require statutory changes which will be presented to the task force for their approval and/or edits.

**b. Election of Chair and Vice-Chair**

Mr. Guillen nominated Mr. Abbey. Mr. Clifford nominated Mr. Aguilar.

The clerk called the roll and votes were as follows:

Mr. Dennis – Mr. Aguilar	Mr. Guillen – Mr. Abbey
Mr. Clifford – Mr. Aguilar	Mr. Gant – Mr. Abbey
Mr. Aguilar – Mr. Aguilar	Ms. Maestas – Mr. Abbey
Ms. Jones – Mr. Aguilar	Mr. Abbey - – Mr. Abbey

Due to a tie, it was determined that this item would be deferred to the next scheduled PSCOC meeting.

**c. Next PSCOC Meeting – Proposed for October 5, 2012**

After discussion the Council unanimously agreed to hold its next PSCOC meeting on October 5, 2012.

**Public Comments**

There was no public comment at this time.

**Adjourn**

There being no further business to come before the Council, the meeting adjourned at 12:30 PM.

\_\_\_\_\_ Chair

\_\_\_\_\_ Date



# PSCOC STRATEGIC ISSUES

## Policy Briefs Summary

### I. Leases

#### a. Policy Considerations

1. Create Standardized Leases- AMS ✓, Awards ✓
  - i. Standardized leases for facilities, land and lease with option to purchase
  - ii. Conflicts of interest significant issue
  - iii. Leases not subject to procurement code
    - a. Would required statutory change
2. Standardized Intergovernmental Land Lease for Building or Renewing School Facilities
  - i. 50year minimum term for land leases - AMS ✓, Awards ✓

### II. Charter School Facilities Issues

#### a. Policy Considerations

1. Provide Charter Schools with Increased (access to) Facilities Knowledge and Experience
  - i. Authorizers should provide facilities - Awards ✓
    - a. Would require statutory change
2. Provide for Better Charter School Facility Planning
  - i. Reinstating Charter School Capital Outlay Fund
    - a. Would require statutory change
3. Enforce Facility Sharing Requirements of Section 22-8B-4 NMSA 1978
  - i. Charters have unique space needs and may not want district space; process must address districts offering space but charter refusal
4. Assist Charter Schools in Lease Management (see strategic issue I)
5. Strengthen the “Be in Public Facilities” language of the PSCOA
  - i. If no space available, another planning year - Awards ✓
    - a. May require statutory change
6. Develop Capabilities to Respond to Innovations in Charter School Program Delivery and Facilities Needs
  - i. Provide no lease assistance to virtual schools - Awards ✓
  - ii. Provide lease assistance to virtual schools only at whatever the percentage of the schools total population on site or in that district - Awards ✓
    - a. May require statutory change

# TAB 3

## SUBCOMMITTEE REPORTS:

### **a. Awards Subcommittee**

- **Financial Plan**
- **Additional Funding/ Emergency Funding/ Award Language Requests:**

*--Albuquerque – Sandia HS – Phase II Plan*

*--Belen – Family School – Out-of-Cycle Design Award*

*--Estancia – Reconsideration of Non-Award for Van Stone ES Roof*

*--West Las Vegas – Out-of-Cycle Design Award*

- **Pre-K Applications Received**
- **NMSD & NMSBVI Proposed Projects**

## **Summary of PSCOC Financial Plan Changes since 9/7/12**

### **PROJECTS FUNDING ADJUSTMENTS**

**Capitan Elementary & High School @ Capitan (P13-004).** Local match advance funding for Phase 1 early planning and design.  
Net Award: \$500,000.

**Tierra Amarilla Middle School/Escalante High School & New Tierra Amarilla Elementary School @ Chama (P06-007 & P07-003).** Funding for additional design and construction work to complete renovations to adequacy to address outstanding problems at Escalante Mid/High School with an increase to the state share of \$848,716, including adjustment of the remaining balance of the local share advances to a total \$525,000 (waiver of approx. \$2.1million, subject to financial reconciliation).  
Net Award (estimated): \$2,948,716.

**Gadsden High School @ Gadsden (P08-003A).** Additional funding for Phase 3, Part 1.  
Net Award: \$11,308,300.

# PSCOC Financial Plan

(millions of dollars)

September 27, 2012

I. SOURCES & USES						
<b>SOURCES:</b>		<b>FY13 est.</b>	<b>FY14 est.</b>	<b>FY15 est.</b>	<b>FY16 est.</b>	<b>FY17 est.</b>
PSCO Fund Unencumbered Balance (Period Beginning)		247.8	171.1	89.6	197.2	364.2
SSTB (Revenue Budgeted July)		50.0	119.7	121.9	131.4	135.8
SSTB (Revenue Budgeted January)		59.8	60.9	65.7	67.9	67.7
Project & Operating Reversions / Advance Repayments		31.9	16.2	12.5	12.5	12.5
Subtotal Sources :		389.6	367.9	289.7	409.0	580.2
<b>USES:</b>						
Capital Improvements Act (SB-9)		19.6	19.8	20.0	20.2	20.4
Lease Payment Assistance Awards		13.5	14.9	16.4	18.0	19.8
Master Plan Assistance Awards		0.7	0.7	0.7	0.7	0.7
PSFA Operating Budget		5.5	5.7	5.7	5.7	5.7
CID Inspections		0.3	0.3	0.3	0.3	0.3
Project Encumbrance Needs		178.9	237.0	49.4	0.0	0.0
Subtotal Uses :		218.5	278.3	92.4	44.9	46.9
Estimated Uncommitted Balance Period Ending		171.1	89.6	197.2	364.2	533.3

II. PROJECT ENCUMBRANCE SCHEDULE							
		<b>FY13 est.</b>	<b>FY14 est.</b>	<b>FY15 est.</b>	<b>FY16 est.</b>	<b>FY17 est.</b>	<b>Total</b>
Prior Year Awards :		28.3	55.2	40.6	0.0	0.0	124.0
2010-2011 Awards (Design) :		0.0	0.0	0.0	0.0	0.0	0.0
2010-2011 Awards (Construction) :		57.7	76.2	8.8	0.0	0.0	142.7
2011-2012 Awards (Design) :		0.0	0.0	0.0	0.0	0.0	0.0
2011-2012 Awards (Construction) :		62.9	0.0	0.0	0.0	0.0	62.9
2012-2013 Awards Scenario (Design) :		10.0	0.0	0.0	0.0	0.0	10.0
2012-2013 Awards Scenario (Construction) :		11.5	105.6	0.0	0.0	0.0	117.1
2012-2013 Roof Awards Scenario (Construction) :		8.5	0.0	0.0	0.0	0.0	8.5
Subtotal Uses :		178.9	237.0	49.4	0.0	0.0	465.2

**TABLE 1.**  
**FY13 Phase 2, Emergency & Cost Overruns**  
*September 27, 2012*

Action Taken	Project #	Description	Amount	Comment		
7/26/2012	<u>P13-011</u>	Espanola Carlos Vigil Middle School	\$ 822,898	Phase 2 funding for new playfield	New Award. Full amount need to be certified in next bond resolution	\$ 822,898
7/26/2012	<u>P11-013</u>	Los Alamos Middle School	\$ 5,482,519	Phase 2 funding for campus renovations	Full amount needs to be certified in next bond resolution.	\$ 5,482,519
9/7/2012	<u>P13-004</u>	Capitan Elementary & High School	\$ 500,000	Advance for Phase 1	New Award. Full amount need to be certified in next bond resolution.	\$ 500,000
9/7/2012	<u>P07-003</u>	TA Middle School / Escalante High School	\$ 3,022,810	Additional funding for outstanding work and a waiver of approx. \$2.1 million.	New Award. All but \$2,174,094 million needs to be certified in next bond	\$ 948,716
9/7/2012	<u>P08-003A</u>	Gadsden High School	\$ 11,308,300	Additional funding for Phase 3, Part 1.	\$14,400,000 certified for this phase in November 2010 resolution.	\$ (3,091,700)

# District Local Match Advances

September 27, 2012

Repayment Schedule - For Planning Purposes Only

				\$6,562,850	\$1,258,333	\$3,686,839	\$0	\$500,000
District	Project Number	School	Status	Outstanding Balance	FY13	FY14	FY15	FY16
Chama Valley	<u>P06-007</u>	Escalante HS/Tierra Amarilla MS	8/30/10, 11/1/10 Sent repayment inquiry 2/11/11 Received email from district; will provide scheduled final repayment after May 2011. - Notified district of repayment deadline and the possibility of request for extension.	\$199,094	\$199,094			
Chama Valley	<u>P07-003</u>	Tierra Amarilla	Awarded 04/14/09. Repayment adjusted to \$525,000. Waiver of \$2,174,094 granted 09/07/12.	\$325,906	\$325,906			
Cuba	<u>P07-004</u>	Cuba High School	Awarded 01/08/09; Payment of \$458,288 received November, 2009. Deposit and re-budget of funds pending. 12/3/10 \$400,000 repayment received 3/22/11 \$125,000 repayment received 1/24/12 \$416,400 repayment received 3/7/12 \$72,838 repayment received	\$285,762				
Des Moines	<u>R07-006</u>	Des Moines Combined	3/4/10 - Received \$100,000 payment and repayment schedule 7/16/10 - Received \$16,652.67 payment 7/19/11 - Received \$16,652.67 payment	\$16,743				
Fort Sumner	<u>P08-020</u>	Fort Sumner Schools	Project in progress. FY11 Payments based on district expenditures toward project.	\$1,397,656	\$0	\$1,397,656		
Jemez Mountain	<u>E07-001</u>	Gallinas Campus	Letter received 03/02/09 from Superintendent Adan Delgado requesting meeting with Bob Gorrell to discuss.	\$351,496				
Pecos	<u>E10-002</u>	Pecos High School Gym	9/4/10 - Council extension of repayment date to 6/30/12 2/21/12 \$85,456.60 repayment received	\$114,543				
Reserve	<u>E11-001</u>	Reserve Emergency	Payment due June 30, 2011 6/28/11 Received letter from district requesting transfer of advance to full grant 11/3/11 Council approval of extension to May 2012 for further reevaluation of district finances	\$30,000				
Tularosa	<u>P07-018</u>	Tularosa High School	Awarded 01/08/09	\$2,200,000	\$733,333	\$733,333		
Zuni	<u>E07-007</u>	Teacherage Sewer Emergency	Awarded 07/24/09	\$85,800				
Zuni	<u>D09-008</u>	Old Zuni Middle School Demolition	Awarded 07/30/08. Payment due within four years.	\$200,000		\$200,000		
Ruidoso	<u>P06-029</u>	Ruidoso MS Settlement		\$1,355,850		\$1,355,850		
Capitan	<u>P13-004</u>	Capitan Elem/High School	Awarded 09/07/12. Payment due within four years.	\$500,000				\$500,000

## PSCOC FUND PROJECT ENCUMBRANCE SCHEDULE

September 27, 2012

*Numbers in italics indicated bonds have not been sold.*

Unfunded/uncertified project costs right of orange dotted line

										FY 2013				FY 2014				FY 2015				FY 2016					
										\$172,506,527				\$219,868,826				\$49,395,050									
										\$303,712,022	\$354,149,045	\$29,744,953	\$110,842,773	\$11,774,462	\$20,144,339	\$81,908,968	\$69,082,401	\$56,585,290	\$12,292,167	\$0	\$26,800,000	\$22,595,050	\$0	\$0	\$0	\$0	\$34,745,770
PRIOR YEAR AWARDS			Phase 1	Phase 2	Total	Certification Date	Certified	Uncertified	2012_Q3	2012_Q4	2013_Q1	2013_Q2	2013_Q3	2013_Q4	2014_Q1	2014_Q2	2014_Q3	2014_Q4	2015_Q1	2015_Q2	2015_Q3	2015_Q4	2016_Q1	2016_Q2			
1	P08-001	Deming	Deming High	\$2,700,000	\$53,600,000	\$56,300,000	11/4/2007	\$2,700,000	\$53,600,000						\$26,800,000			\$26,800,000									
2	P09-014	Clovis	James Bickley ES	\$0	\$4,736,027	\$4,736,027	10/27/2010	\$4,736,027	\$0	\$4,736,027																	
3	P09-022	Raton	Combined New Raton ES	\$1,154,156	\$12,714,543	\$13,868,699	11/6/2008	\$1,154,156	\$12,714,543					\$12,714,543													
4	07-08-80	Espanola	Espanola MS East	\$0	\$822,298	\$822,298	11/6/09; 11/4/10	\$1,644,596	\$227,539	\$822,298	*																
5	P08-003	Gadsden	Gadsden HS	\$0	\$43,020,000	\$43,020,000	11/4/2010	\$35,040,346	\$21,749,654	\$11,308,300			\$14,850,000	*				\$13,770,000									
6	C10-001	NMSD	NMSD	\$650,000	\$5,850,000	\$6,500,000	11/3/2011	\$6,500,000	\$0	\$5,850,000																	
7	C10-002	NMSBVI	NMSBVI	\$616,194	\$5,545,746	\$6,161,940	11/3/2011	\$6,161,940	\$0	\$5,545,746																	
				\$5,120,350	\$131,857,905	\$136,978,255		\$65,185,215	\$88,291,736	\$11,308,300	\$16,954,071	\$0	\$0	\$14,850,000	\$39,514,543	\$810,000	\$0	\$0	\$26,800,000	\$13,770,000	\$0	\$0	\$0	\$0	\$0		
* - Phase cost partially funded/certified																											

FY11 AWARDS			Phase 1	Phase 2	Total	Certification Date	Certified	Uncertified	2012_Q3	2012_Q4	2013_Q1	2013_Q2	2013_Q3	2013_Q4	2014_Q1	2014_Q2	2014_Q3	2014_Q4	2015_Q1	2015_Q2	2015_Q3	2015_Q4	2016_Q1	2016_Q2	Out Year	
8	P11-001	Alamogordo	Yucca ES Renovation	\$266,056	\$3,732,500	\$3,998,556	05/05/09; 11/4/2010	\$3,998,556	\$0				\$3,732,500													
9	P11-002	Alamogordo	Yucca ES New School	\$720,563	\$6,485,063	\$7,205,626	05/05/09; 11/4/2010	\$7,205,626	\$0		\$6,485,063															
10	P11-003	Cobre	Bayard ES (Possible Advance?)	\$587,711	\$5,289,399	\$5,877,110	05/05/09; 11/4/2010	\$5,877,110	\$0		\$5,289,399															
11	P11-004	Gallup	Juan de Onate ES FY16 Const. Start	\$941,351	\$8,472,155	\$9,413,506	05/05/09; 11/4/2010	\$9,413,506	\$8,472,155																\$8,472,155	
12	P11-005	Gallup	Washington ES	\$758,355	\$6,825,195	\$7,583,550	05/05/09; 11/4/2010	\$7,583,550	\$0				\$6,825,195													
13	P11-006	Gallup	Church Rock Academy	\$886,449	\$7,978,040	\$8,864,489	05/05/09; 11/4/2010	\$8,864,489	\$0				\$7,978,040													
14	P11-007	Gallup	Thoreau ES FY19 Const. Start	\$1,055,332	\$9,497,986	\$10,553,318	05/05/09; 11/4/2010	\$10,553,318	\$9,497,986																\$9,497,986	
15	P11-008	Gallup	Jefferson ES	\$980,561	\$8,825,050	\$9,805,611	05/05/09; 11/4/2010	\$9,805,611	\$8,825,050									\$8,825,050								
16	P11-009	Gallup	Lincoln ES FY18 Const. Start	\$928,959	\$8,360,629	\$9,289,588	05/05/09; 11/4/2010	\$9,289,588	\$8,360,629																\$8,360,629	
17	P11-010	Gallup	Roosevelt ES FY20 Const. Start	\$935,000	\$8,415,000	\$9,350,000	05/05/09; 11/4/2010	\$9,350,000	\$8,415,000																\$8,415,000	
18	P11-011	Las Cruces	Las Cruces HS	\$1,980,000	\$41,170,000	\$43,150,000	05/05/09; 11/4/2010	\$34,509,604	\$36,710,396	\$13,100,000	*				\$28,070,000											
19	P11-012	Las Cruces	University Hills ES Ph. 1 & Ph. 2	\$226,388	\$1,908,288	\$2,134,676	11/4/2010	\$2,134,676	\$0																	
21	P11-014	Los Alamos	Aspen ES	\$550,579	\$4,955,215	\$5,505,794	11/4/2010	\$264,000	\$5,241,794					\$4,955,215												
22	P11-015	Los Lunas	Los Lunas HS	\$2,400,000	\$48,080,742	\$50,480,742	11/4/2010	\$2,400,000	\$48,080,742					\$24,612,643												
23	P11-016	Roswell	Valley View ES	\$570,881	\$5,179,933	\$5,750,814	11/4/2010	\$570,881	\$5,179,933	\$5,179,933																
24	P11-017	Roswell	Berrendo ES	\$711,387	\$6,402,480	\$7,113,867	11/4/2010	\$711,387	\$6,402,480																	
25	P11-018	Roswell	Military Heights ES	\$533,652	\$4,802,872	\$5,336,524	11/4/2010	\$533,652	\$4,802,872																	
26	P11-019	Roswell	El Capitan ES	\$1,221,818	\$10,996,362	\$12,218,180	11/4/2010	\$1,221,818	\$10,996,362																	
			\$16,700,542	\$202,859,428	\$219,559,970	Total	\$124,732,872	\$166,467,918	\$0	\$40,481,647	\$11,774,462	\$0	\$18,535,735	\$29,567,858	\$28,070,000	\$0	\$0	\$0	\$8,825,050	\$0	\$0	\$0	\$0	\$0	\$0	\$34,745,770
* - Phase cost partially funded/certified																										

[illegible]

FY13 AWARDS			Phase 1	Phase 2	Total	Certification Date	Certified	Uncertified	2012_Q3	2012_Q4	2013_Q1	2013_Q2	2013_Q3	2013_Q4	2014_Q1	2014_Q2	2014_Q3	2014_Q4	2015_Q1	2015_Q2	2015_Q3	2015_Q4	2016_Q1	2016_Q2
41	P13-001	Albuquerque	Sandia HS	\$10,697,386	\$16,298,854	\$26,996,240	5/1/2012	\$11,971,178	\$15,025,062	\$10,697,386			\$16,298,854											
42	P13-003	Bernalillo	Santo Domingo ES/MS	\$665,796	\$5,992,167	\$6,657,963	5/1/2012	\$660,000	\$5,997,963	\$665,796						\$5,992,167								
43	P13-004	Capitan	Capitan ES/HS	\$0	\$1,358,570	\$1,358,570		\$0	\$1,358,570	\$0			\$1,358,570											
44	P13-006	Central	Naschitti ES	\$474,165	\$4,267,484	\$4,741,649	5/1/2012	\$432,266	\$4,309,383	\$474,165			\$4,267,484											
45	P13-008	Espanola	Los Ninos Kindergarten	\$134,258	\$1,532,318	\$1,666,576	5/1/2012	\$172,960	\$1,493,616	\$134,258			\$1,532,318											
46	P13-009	Farmington	Farmington HS	\$3,168,366	\$28,515,290	\$31,683,656	5/1/2012	\$4,302,181	\$27,381,475	\$3,168,366					\$28,515,290									
47	P13-010	Gadsden	Desert View ES	\$1,550,737	\$13,939,200	\$15,489,937	5/1/2012	\$1,128,787	\$14,361,150	\$1,550,737			\$13,939,200											
49	P13-012	NMSD	Site (Santa Fe Campus) (Advance also \$700,000 for Design)	\$1,400,000	\$6,300,000	\$7,700,000	5/1/2012	\$700,000	\$7,000,000	\$1,400,000					\$6,300,000									
50	P13-013	West Las Vegas	West Las Vegas MS	\$81,193	\$4,548,193	\$4,629,386	5/1/2012	\$325,382	\$4,304,004	\$81,193			\$4,548,193											
51	P13-014	Zuni	Dowa Yalanne/ A:Shiwi ES	\$2,541,941	\$22,877,468	\$25,419,409	5/1/2012	\$2,541,941	\$22,877,468	\$2,541,941			\$22,877,468											
				\$20,713,842	\$105,629,544	\$126,343,386		\$26,454,237	\$99,889,149	\$10,016,456	\$10,697,386	\$0	\$0	\$64,822,087	\$0	\$28,515,290	\$12,292,167	\$0	\$0	\$0	\$0	\$0	\$0	\$0

PSCOC FUND PROJECT ENCUMBRANCE SCHEDULE

September 27, 2012

FY13 ROOF AWARDS				Phase 1	Phase 2	Total	Certification Date	Certified	Uncertified	2012_Q3	2012_Q4	2013_Q1	2013_Q2	2013_Q3	2013_Q4	2014_Q1	2014_Q2	2014_Q3	2014_Q4	2015_Q1	2015_Q2	2015_Q3	2015_Q4	2016_Q1	2016_Q2
52	R13-001	ABQ-State Charter	La Promesa Early Learning - Main Building -			\$97,416	5/1/2012	\$281,600	-\$184,184	\$97,416															
53	R13-003	Albuquerque-Charter	Nuestros Valores Charter - County Building -			\$50,625		\$0	\$50,625	\$50,625															
54	R13-004	Albuquerque-Charter	Nuestros Valores Charter - Administration			\$155,176		\$0	\$155,176	\$155,176															
55	R13-005	Belen	Gil Sanchez ES - Main Building - Roof			\$205,343		\$0	\$205,343	\$205,343															
57	R13-007	Belen	Belen HS - Cafeteria - Roof			\$223,893	5/1/2012	\$68,567	\$155,326	\$223,893															
58	R13-009	Bernalillo	Bernalillo MS - Classrooms - Field, flashings,			\$21,262	5/1/2012	\$36,960	-\$15,698	\$21,262															
59	R13-010	Bernalillo	Placitas ES - Classroom wing - Field,			\$51,595	5/1/2012	\$24,640	\$26,955	\$51,595															
60	R13-011	Central	Kirtland Central HS - Main Building -			\$121,140	5/1/2012	\$105,525	\$15,615	\$121,140															
61	R13-012	Central	Kirtland MS - Old Building - Band Room			\$98,233	5/1/2012	\$75,978	\$22,255	\$98,233															
62	R13-014	Espanola	Chimayo ES - Multi-purpose room - Entire			\$103,008		\$0	\$103,008	\$103,008															
63	R13-015	Espanola	Dixon ES - Gym, Library, Kindergarten -			\$141,722		\$0	\$141,722	\$141,722															
64	R13-016	Espanola	Hernandez ES - Entire - Entire			\$462,238		\$0	\$462,238	\$462,238															
65	R13-017	Espanola	Espanola Valley HS - 500 and 600 wings -			\$348,434	5/1/2012	\$178,738	\$169,696	\$348,434															
66	R13-020	Floyd	Floyd Combined School - Elementary/MS			\$256,184	5/1/2012	\$237,000	\$19,184	\$256,184															
67	R13-021	Gallup	Thoreau HS - Entire School Roof			\$1,913,388	5/1/2012	\$2,391,935	-\$478,547	\$1,913,388															
68	R13-023	Grants	Los Alamos MS - Main building -			\$252,881	5/1/2012	\$299,745	-\$46,864	\$252,881															
69	R13-024	Grants	Mesa View ES - Main building - Classrooms,			\$408,880	5/1/2012	\$395,292	\$13,588	\$408,880															
70	R13-025	Hatch	Rio Grande ES - Rio Grande Elementary			\$609,000	5/1/2012	\$616,000	-\$7,000	\$609,000															
71	R13-026	Las Cruces	Zia MS - Zia MS - Roof			\$1,227,431	5/1/2012	\$731,250	\$496,181	\$1,227,431															
72	R13-028	Los Lunas	Valencia MS - Entire Facility - Entire Facility			\$1,371,267	5/1/2012	\$1,460,541	-\$89,274	\$1,371,267															
73	R13-029	Mesa Vista	Districtwide - Mesa Vista MS/HS & Ojo ES -			\$122,500	5/1/2012	\$132,500	-\$10,000	\$122,500															
74	R13-030	NMSD	Albuquerque Preschool - Gym -			\$35,625	5/1/2012	\$71,053	-\$35,428	\$35,625															
75	R13-032	Penasco	Penasco ES - 5th & 6th Grade Classrooms			\$142,956	5/1/2012	\$147,408	-\$4,452	\$142,956															
76	R13-033	Penasco	Penasco MS - Old Gym - Gym, SBHC and			\$45,323	5/1/2012	\$0	\$45,323	\$45,323															
						\$8,465,520			\$8,965,279	-\$499,759	\$8,465,520	\$0	\$0	\$0	\$0	\$0	\$0	\$0	\$0	\$0	\$0	\$0	\$0	\$0	\$0



## PSCOC FUND PROJECT ENCUMBRANCE SCHEDULE

September 27, 2012

*Numbers in italics indicated bonds have not been sold.*

Unfunded/uncertified project costs right of orange dotted line

										FY 2013				FY 2014				FY 2015				FY 2016					
										\$172,506,527				\$219,868,826				\$49,395,050									
										\$303,712,022	\$354,149,045	\$29,744,953	\$110,842,773	\$11,774,462	\$20,144,339	\$81,908,968	\$69,082,401	\$56,585,290	\$12,292,167	\$0	\$26,800,000	\$22,595,050	\$0	\$0	\$0	\$0	\$34,745,770
PRIOR YEAR AWARDS			Phase 1	Phase 2	Total	Certification Date	Certified	Uncertified	2012_Q3	2012_Q4	2013_Q1	2013_Q2	2013_Q3	2013_Q4	2014_Q1	2014_Q2	2014_Q3	2014_Q4	2015_Q1	2015_Q2	2015_Q3	2015_Q4	2016_Q1	2016_Q2			
1	P08-001	Deming	Deming High	\$2,700,000	\$53,600,000	\$56,300,000	11/4/2007	\$2,700,000	\$53,600,000						\$26,800,000			\$26,800,000									
2	P09-014	Clovis	James Bickley ES	\$0	\$4,736,027	\$4,736,027	10/27/2010	\$4,736,027	\$0	\$4,736,027																	
3	P09-022	Raton	Combined New Raton ES	\$1,154,156	\$12,714,543	\$13,868,699	11/6/2008	\$1,154,156	\$12,714,543					\$12,714,543													
4	07-08-80	Espanola	Espanola MS East	\$0	\$822,298	\$822,298	11/6/09; 11/4/10	\$1,644,596	\$227,539	\$822,298	*																
5	P08-003	Gadsden	Gadsden HS	\$0	\$43,020,000	\$43,020,000	11/4/2010	\$35,040,346	\$21,749,654	\$11,308,300			\$14,850,000	*				\$13,770,000									
6	C10-001	NMSD	NMSD	\$650,000	\$5,850,000	\$6,500,000	11/3/2011	\$6,500,000	\$0	\$5,850,000																	
7	C10-002	NMSBVI	NMSBVI	\$616,194	\$5,545,746	\$6,161,940	11/3/2011	\$6,161,940	\$0	\$5,545,746																	
				\$5,120,350	\$131,857,905	\$136,978,255		\$65,185,215	\$88,291,736	\$11,308,300	\$16,954,071	\$0	\$0	\$14,850,000	\$39,514,543	\$810,000	\$0	\$0	\$26,800,000	\$13,770,000	\$0	\$0	\$0	\$0	\$0		
* - Phase cost partially funded/certified																											

FY11 AWARDS			Phase 1	Phase 2	Total	Certification Date	Certified	Uncertified	2012_Q3	2012_Q4	2013_Q1	2013_Q2	2013_Q3	2013_Q4	2014_Q1	2014_Q2	2014_Q3	2014_Q4	2015_Q1	2015_Q2	2015_Q3	2015_Q4	2016_Q1	2016_Q2	Out Year
8	P11-001	Alamogordo	Yucca ES Renovation	\$266,056	\$3,732,500	\$3,998,556	05/05/09; 11/4/2010	\$3,998,556	\$0				\$3,732,500												
9	P11-002	Alamogordo	Yucca ES New School	\$720,563	\$6,485,063	\$7,205,626	05/05/09; 11/4/2010	\$7,205,626	\$0		\$6,485,063														
10	P11-003	Cobre	Bayard ES (Possible Advance?)	\$587,711	\$5,289,399	\$5,877,110	05/05/09; 11/4/2010	\$5,877,110	\$0		\$5,289,399														
11	P11-004	Gallup	Juan de Onate ES FY16 Const. Start	\$941,351	\$8,472,155	\$9,413,506	05/05/09; 11/4/2010	\$9,413,506	\$8,472,155																\$8,472,155
12	P11-005	Gallup	Washington ES	\$758,355	\$6,825,195	\$7,583,550	05/05/09; 11/4/2010	\$7,583,550	\$0				\$6,825,195												
13	P11-006	Gallup	Church Rock Academy	\$886,449	\$7,978,040	\$8,864,489	05/05/09; 11/4/2010	\$8,864,489	\$0				\$7,978,040												
14	P11-007	Gallup	Thoreau ES FY19 Const. Start	\$1,055,332	\$9,497,986	\$10,553,318	05/05/09; 11/4/2010	\$10,553,318	\$9,497,986																\$9,497,986
15	P11-008	Gallup	Jefferson ES	\$980,561	\$8,825,050	\$9,805,611	05/05/09; 11/4/2010	\$9,805,611	\$8,825,050					\$8,825,050											
16	P11-009	Gallup	Lincoln ES FY18 Const. Start	\$928,959	\$8,360,629	\$9,289,588	05/05/09; 11/4/2010	\$9,289,588	\$8,360,629																\$8,360,629
17	P11-010	Gallup	Roosevelt ES FY20 Const. Start	\$935,000	\$8,415,000	\$9,350,000	05/05/09; 11/4/2010	\$9,350,000	\$8,415,000																\$8,415,000
18	P11-011	Las Cruces	Las Cruces HS	\$1,980,000	\$41,170,000	\$43,150,000	05/05/09; 11/4/2010	\$34,509,604	\$36,710,396	\$13,100,000 *					\$28,070,000										
19	P11-012	Las Cruces	University Hills ES Ph. 1 & Ph. 2	\$226,388	\$1,908,288	\$2,134,676	11/4/2010	\$2,134,676	\$0																
21	P11-014	Los Alamos	Aspen ES	\$550,579	\$4,955,215	\$5,505,794	11/4/2010	\$264,000	\$5,241,794					\$4,955,215											
22	P11-015	Los Lunas	Los Lunas HS	\$2,400,000	\$48,080,742	\$50,480,742	11/4/2010	\$2,400,000	\$48,080,742					\$24,612,643											
23	P11-016	Roswell	Valley View ES	\$570,881	\$5,179,933	\$5,750,814	11/4/2010	\$570,881	\$5,179,933	\$5,179,933															
24	P11-017	Roswell	Berrendo ES	\$711,387	\$6,402,480	\$7,113,867	11/4/2010	\$711,387	\$6,402,480	\$6,402,480															
25	P11-018	Roswell	Military Heights ES	\$533,652	\$4,802,872	\$5,336,524	11/4/2010	\$533,652	\$4,802,872	\$4,802,872															
26	P11-019	Roswell	El Capitan ES	\$1,221,818	\$10,996,362	\$12,218,180	11/4/2010	\$1,221,818	\$10,996,362	\$10,996,362															
			\$16,700,542	\$202,859,428	\$219,559,970	Total	\$124,732,872	\$166,467,918	\$0	\$40,481,647	\$11,774,462	\$0	\$18,535,735	\$29,567,858	\$28,070,000	\$0	\$0	\$0	\$8,825,050	\$0	\$0	\$0	\$0	\$0	\$34,745,770
* - Phase cost partially funded/certified																									

[illegible]

FY13 AWARDS			Phase 1	Phase 2	Total	Certification Date	Certified	Uncertified	2012_Q3	2012_Q4	2013_Q1	2013_Q2	2013_Q3	2013_Q4	2014_Q1	2014_Q2	2014_Q3	2014_Q4	2015_Q1	2015_Q2	2015_Q3	2015_Q4	2016_Q1	2016_Q2
41	P13-001	Albuquerque	Sandia HS	\$10,697,386	\$16,298,854	\$26,996,240	5/1/2012	\$11,971,178	\$15,025,062	\$10,697,386			\$16,298,854											
42	P13-003	Bernalillo	Santo Domingo ES/MS	\$665,796	\$5,992,167	\$6,657,963	5/1/2012	\$660,000	\$5,997,963	\$665,796						\$5,992,167								
43	P13-004	Capitan	Capitan ES/HS	\$0	\$1,358,570	\$1,358,570		\$0	\$1,358,570	\$0			\$1,358,570											
44	P13-006	Central	Naschitti ES	\$474,165	\$4,267,484	\$4,741,649	5/1/2012	\$432,266	\$4,309,383	\$474,165			\$4,267,484											
45	P13-008	Espanola	Los Ninos Kindergarten	\$134,258	\$1,532,318	\$1,666,576	5/1/2012	\$172,960	\$1,493,616	\$134,258			\$1,532,318											
46	P13-009	Farmington	Farmington HS	\$3,168,366	\$28,515,290	\$31,683,656	5/1/2012	\$4,302,181	\$27,381,475	\$3,168,366					\$28,515,290									
47	P13-010	Gadsden	Desert View ES	\$1,550,737	\$13,939,200	\$15,489,937	5/1/2012	\$1,128,787	\$14,361,150	\$1,550,737			\$13,939,200											
49	P13-012	NMSD	Site (Santa Fe Campus) (Advance also \$700,000 for Design)	\$1,400,000	\$6,300,000	\$7,700,000	5/1/2012	\$700,000	\$7,000,000	\$1,400,000					\$6,300,000									
50	P13-013	West Las Vegas	West Las Vegas MS	\$81,193	\$4,548,193	\$4,629,386	5/1/2012	\$325,382	\$4,304,004	\$81,193			\$4,548,193											
51	P13-014	Zuni	Dowa Yalanne/ A:Shiwi ES	\$2,541,941	\$22,877,468	\$25,419,409	5/1/2012	\$2,541,941	\$22,877,468	\$2,541,941			\$22,877,468											
				\$20,713,842	\$105,629,544	\$126,343,386		\$26,454,237	\$99,889,149	\$10,016,456	\$10,697,386	\$0	\$0	\$64,822,087	\$0	\$28,515,290	\$12,292,167	\$0	\$0	\$0	\$0	\$0	\$0	\$0

PSCOC FUND PROJECT ENCUMBRANCE SCHEDULE

September 27, 2012

FY13 ROOF AWARDS				Phase 1	Phase 2	Total	Certification Date	Certified	Uncertified	2012_Q3	2012_Q4	2013_Q1	2013_Q2	2013_Q3	2013_Q4	2014_Q1	2014_Q2	2014_Q3	2014_Q4	2015_Q1	2015_Q2	2015_Q3	2015_Q4	2016_Q1	2016_Q2
52	R13-001	ABQ-State Charter	La Promesa Early Learning - Main Building -			\$97,416	5/1/2012	\$281,600	-\$184,184	\$97,416															
53	R13-003	Albuquerque-Charter	Nuestros Valores Charter - County Building -			\$50,625		\$0	\$50,625	\$50,625															
54	R13-004	Albuquerque-Charter	Nuestros Valores Charter - Administration			\$155,176		\$0	\$155,176	\$155,176															
55	R13-005	Belen	Gil Sanchez ES - Main Building - Roof			\$205,343		\$0	\$205,343	\$205,343															
57	R13-007	Belen	Belen HS - Cafeteria - Roof			\$223,893	5/1/2012	\$68,567	\$155,326	\$223,893															
58	R13-009	Bernalillo	Bernalillo MS - Classrooms - Field, flashings,			\$21,262	5/1/2012	\$36,960	-\$15,698	\$21,262															
59	R13-010	Bernalillo	Placitas ES - Classroom wing - Field,			\$51,595	5/1/2012	\$24,640	\$26,955	\$51,595															
60	R13-011	Central	Kirtland Central HS - Main Building -			\$121,140	5/1/2012	\$105,525	\$15,615	\$121,140															
61	R13-012	Central	Kirtland MS - Old Building - Band Room			\$98,233	5/1/2012	\$75,978	\$22,255	\$98,233															
62	R13-014	Espanola	Chimayo ES - Multi-purpose room - Entire			\$103,008		\$0	\$103,008	\$103,008															
63	R13-015	Espanola	Dixon ES - Gym, Library, Kindergarten -			\$141,722		\$0	\$141,722	\$141,722															
64	R13-016	Espanola	Hernandez ES - Entire - Entire			\$462,238		\$0	\$462,238	\$462,238															
65	R13-017	Espanola	Espanola Valley HS - 500 and 600 wings -			\$348,434	5/1/2012	\$178,738	\$169,696	\$348,434															
66	R13-020	Floyd	Floyd Combined School - Elementary/MS			\$256,184	5/1/2012	\$237,000	\$19,184	\$256,184															
67	R13-021	Gallup	Thoreau HS - Entire School Roof			\$1,913,388	5/1/2012	\$2,391,935	-\$478,547	\$1,913,388															
68	R13-023	Grants	Los Alamos MS - Main building -			\$252,881	5/1/2012	\$299,745	-\$46,864	\$252,881															
69	R13-024	Grants	Mesa View ES - Main building - Classrooms,			\$408,880	5/1/2012	\$395,292	\$13,588	\$408,880															
70	R13-025	Hatch	Rio Grande ES - Rio Grande Elementary			\$609,000	5/1/2012	\$616,000	-\$7,000	\$609,000															
71	R13-026	Las Cruces	Zia MS - Zia MS - Roof			\$1,227,431	5/1/2012	\$731,250	\$496,181	\$1,227,431															
72	R13-028	Los Lunas	Valencia MS - Entire Facility - Entire Facility			\$1,371,267	5/1/2012	\$1,460,541	-\$89,274	\$1,371,267															
73	R13-029	Mesa Vista	Districtwide - Mesa Vista MS/HS & Ojo ES -			\$122,500	5/1/2012	\$132,500	-\$10,000	\$122,500															
74	R13-030	NMSD	Albuquerque Preschool - Gym -			\$35,625	5/1/2012	\$71,053	-\$35,428	\$35,625															
75	R13-032	Penasco	Penasco ES - 5th & 6th Grade Classrooms			\$142,956	5/1/2012	\$147,408	-\$4,452	\$142,956															
76	R13-033	Penasco	Penasco MS - Old Gym - Gym, SBHC and			\$45,323	5/1/2012	\$0	\$45,323	\$45,323															
						\$8,465,520			\$8,965,279	-\$499,759	\$8,465,520	\$0	\$0	\$0	\$0	\$0	\$0	\$0	\$0	\$0	\$0	\$0	\$0	\$0	\$0

State of New Mexico  
Public School Capital Outlay Council

Chair:  
David Abbey, LFC


Members:  
Tom Clifford, DFA  
Paul Aguilar, PED  
Frances Maestas, LESC  
Raúl Burciaga, LCS



Public School Facilities Authority  
Robert Gorrell, Director  
410 Don Gaspar Ave.  
Santa Fe, NM 87501  
(505) 988-5989 Fax: (505) 988-5933

Vice Chair:  
Keith Gardner, Superintendent  
Governor's Office

Members:  
Dee Dennis, RLD  
Joe Guillen, NMSBA  
Gene Gant, PEC

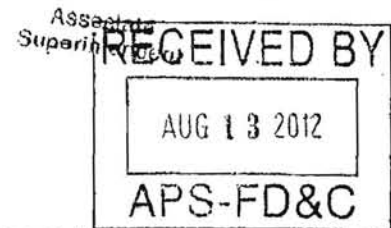


C: Brad W  
Eddie S.  
A I S.

8/6/12  
JST

RECEIVED

AUG - 7 2012



August 1, 2012

Mr. Winston Brooks, Superintendent  
Albuquerque Public Schools  
PO Box 25704  
Albuquerque, NM 87125

Dear Superintendent Brooks,

We are pleased to inform you that the Public School Capital Outlay Council (PSCOC) has approved a total net state award of \$10,697,386 after an applied direct appropriation offset of \$1,083,760 from the 2012-2013 Standards-Based Capital Outlay Awards to Albuquerque Public Schools for the following project:

School:	Short Description:
Sandia HS	Renovations & Replacements

**Detail:**

Planning, design and construction for Phase I to renovate/replace facilities of the existing school to adequacy for 2,000 students, grades 9-12. The district to consider preserving the old Yucca Elementary at its current condition for future use by charters. Prior to release of construction funds, detailed phasing options for the entire project must be submitted and approved by the PSCOC. The Council is not committed to Phase 2 funding at this time.

Please note that the award can be used *only* for the project(s) and purpose(s) specified.

Please submit this letter accepting the award by signature of both the Board of Education and the Superintendent to: Mr. Robert Gorrell, Director, Public School Facilities Authority, 410 Don Gaspar Ave., Santa Fe, New Mexico 87501. **Deadline for the acceptance of this grant is August 31, 2012.**

Prior to the expenditure or draw down of any state awarded funds, you must contact your PSFA Regional Manager (RM) who will assist you through the procurement and selection processes to complete the work and must remain involved throughout the project. All projects shall utilize standard PSFA contracts, procedures, and reporting requirements. The details of the project must be agreed to mutually in writing between the District and the PSFA through MOUs, which shall be executed following acceptance of the award by the

District. **The signed MOU shall be returned to your PSFA Regional Manager no later than October 31, 2012.**

In addition to project specific contingencies or other requirements specified in the award language, additional conditions were adopted by the PSCOC (see attached).

All districts are advised to expend these awarded funds, as well as past award balances, in a timely manner. If you have questions concerning the award, please contact Mr. Tim Berry at 505-988-5989 x1109.

Once more, we would like to extend our congratulations. We look forward to working with you in our common purpose of providing better school facilities for the children of New Mexico.

Sincerely,

  
David Abbey, Chair  
Public School Capital Outlay Council

cc: Robert Gorrell, Director, PSFA  
Rocky Kearney, PSFA Regional Manager


Attachments: 2012-2013 PSCOC Standards-Based Awards  
2012-2013 PSCOC Awards - Additional Conditions

#### DECLARATION OF AWARD ACCEPTANCE


The undersigned below hereby certifies that the 2012-2013 Standards-based Capital Outlay Award to the Albuquerque Public Schools for the project at Sandia HS is: (check one)

- ☐ Accepted
- ☐ Rejected

by the district and all project specific contingencies and additional conditions that were adopted by the PSCOC at the meeting on July 26, 2012 are understood and accepted. The awarded funds will be expended only for the stated uses and all contingencies will be met.

ACCEPTED BY:   
\_\_\_\_\_  
School Board President  
Albuquerque Public Schools

DATE: \_\_\_\_\_

  
\_\_\_\_\_  
Winston Brooks, Superintendent  
Albuquerque Public Schools

DATE: \_\_\_\_\_

# Sandia High School Campus Re-Development Plan

## Albuquerque Public Schools

September 20, 2012



### **Response to Award Letter from Public School Capital Outlay Council, dated August 1, 2012**

This document provides the requested detailed phasing options for review and approval by the PSCOC.

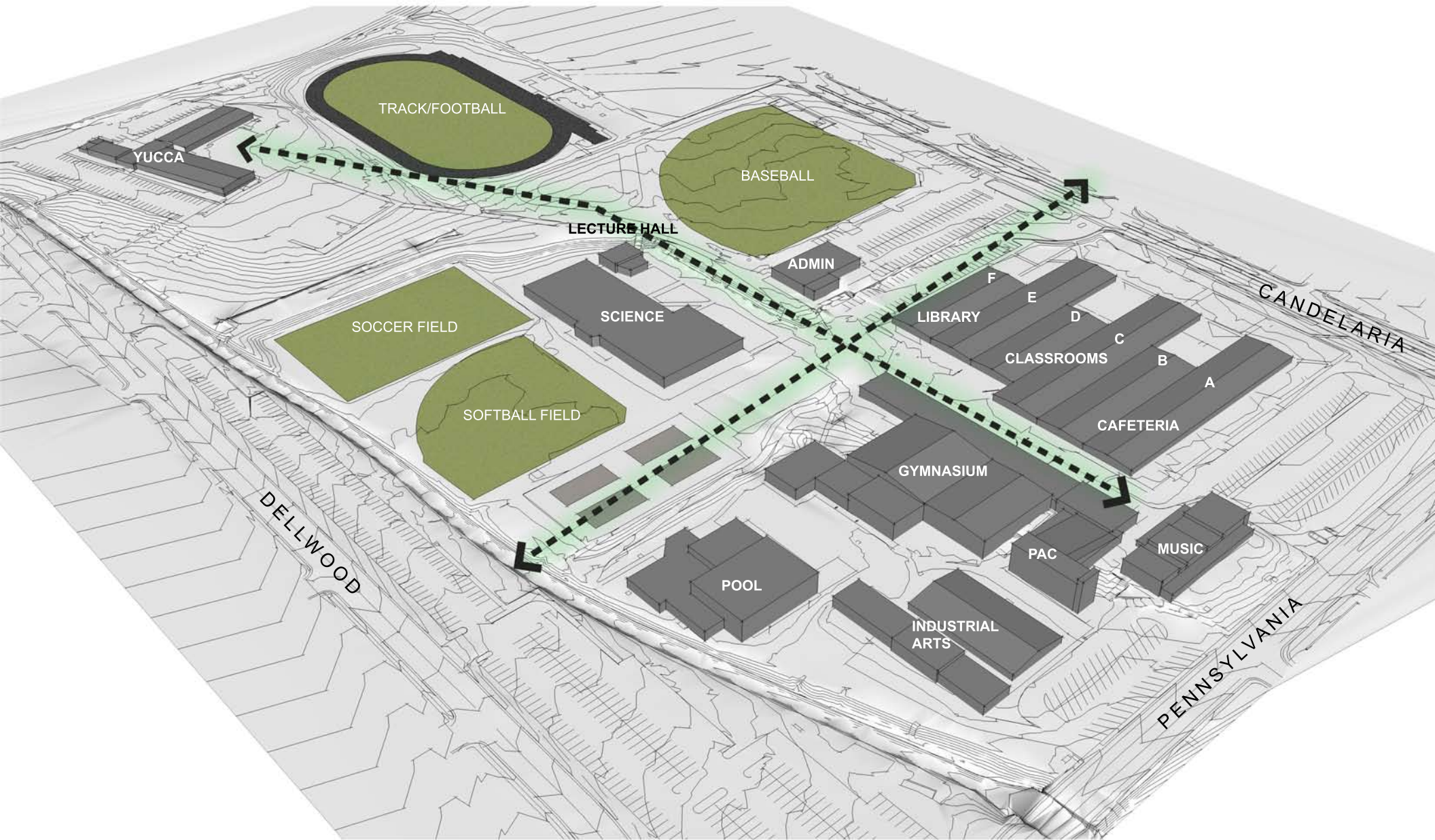
# Sandia High School Campus Re-Development Plan

	<u>DEMOLITION</u>	<u>NEW CONSTRUCTION</u>
<b><u>Phase 1:</u></b>	Existing Softball Field Existing Tennis Courts Existing Outdoor Basketball Courts	New Science Academy New Library New Softball Field
<b><u>Phase 2:</u></b>	Existing Science Building Existing Lecture Hall	Ninth Grade Academy New Humanities Academy
<b><u>Phase 3:</u></b>	Existing D, E, and F Halls Existing Administration Existing Yucca Annex (see Note 1)	New Administration Building New Cafeteria New Fieldhouse New Behavioral Intervention Program (BIP) New Soccer Field New Tennis Courts
<b><u>Phase 4:</u></b>	Existing A, B, and C Halls Existing Cafeteria	New Gymnasium
<b><u>Phase 5:</u></b>	Existing Gymnasium	New Fine Arts Academy New Technology Academy New Lecture Hall
<b><u>Phase 6:</u></b>	Existing Music Existing Industrial Arts Existing Performing Arts Center	New Performing Arts Center

## Note 1:

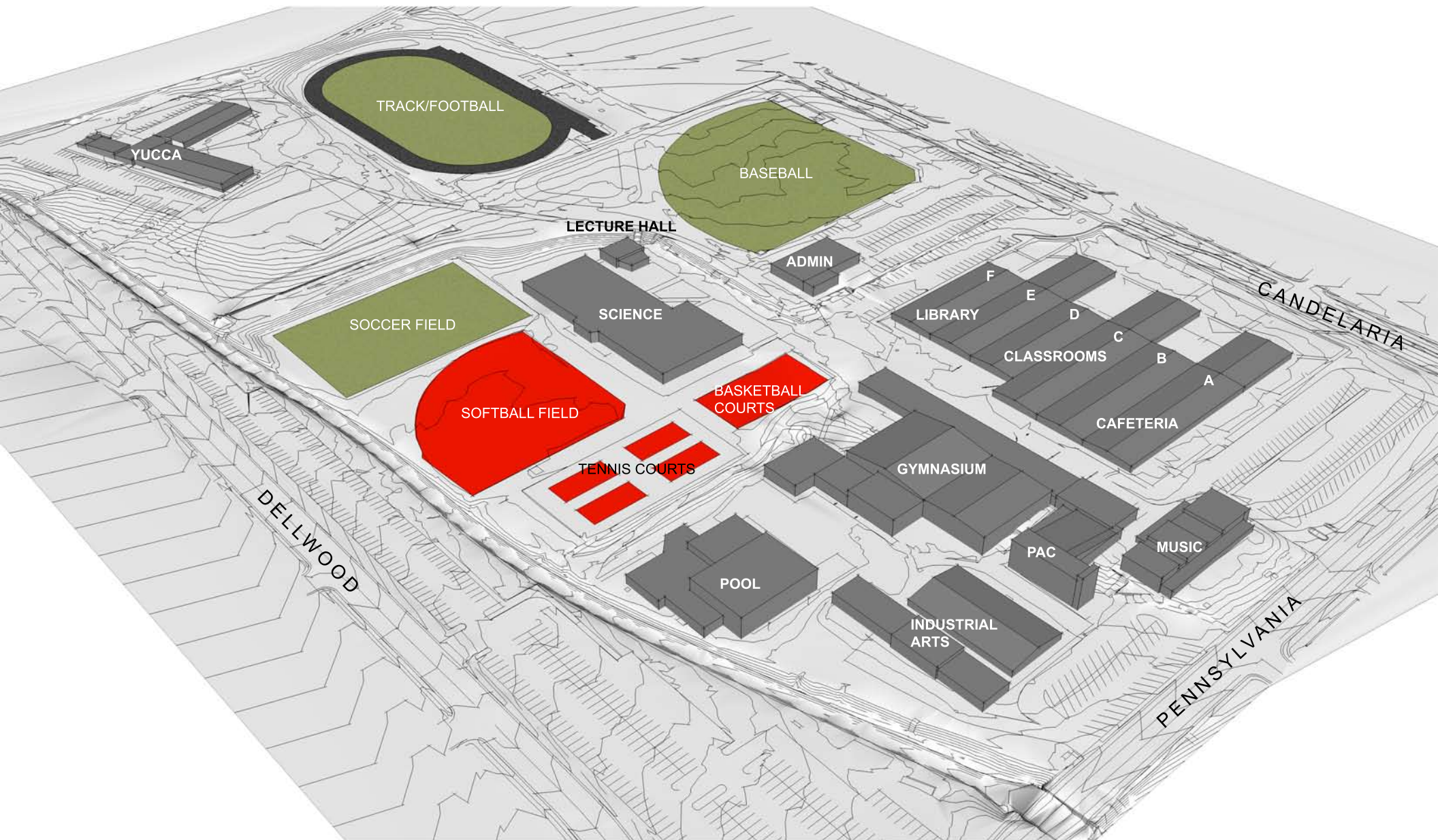
The PSCOC has asked APS to consider not demolishing the Yucca Annex and instead to place a charter school in this facility. That recommendation has far reaching non-construction policy implications. APS has a well-developed Charter School Facility plan that is currently being implemented in the amount of \$34 million in construction. This strategy has been presented to the PSCOC, LESC and other legislative committees. The recommendation to retain the Yucca building is therefore not acceptable to APS.





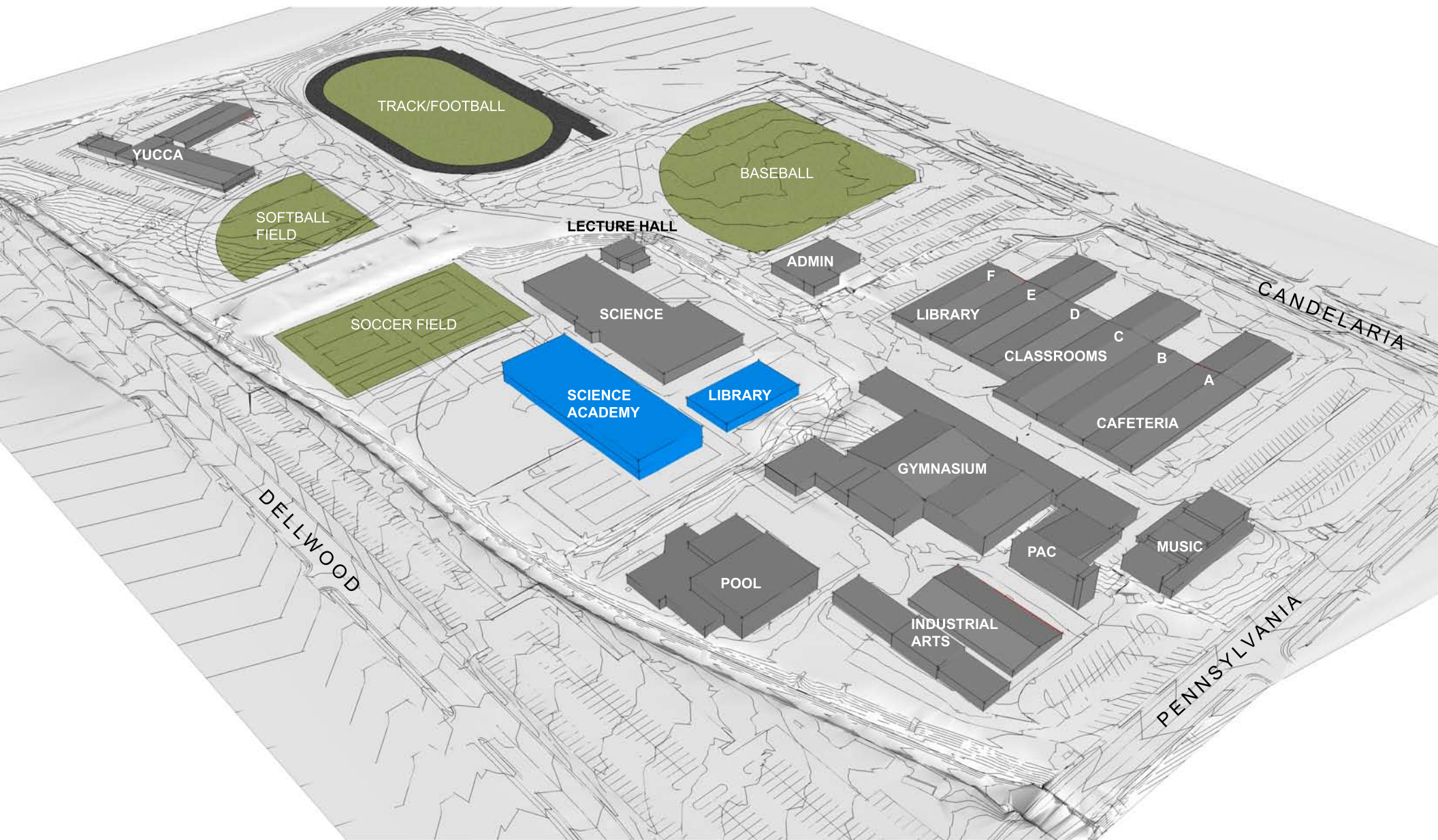
Existing Campus





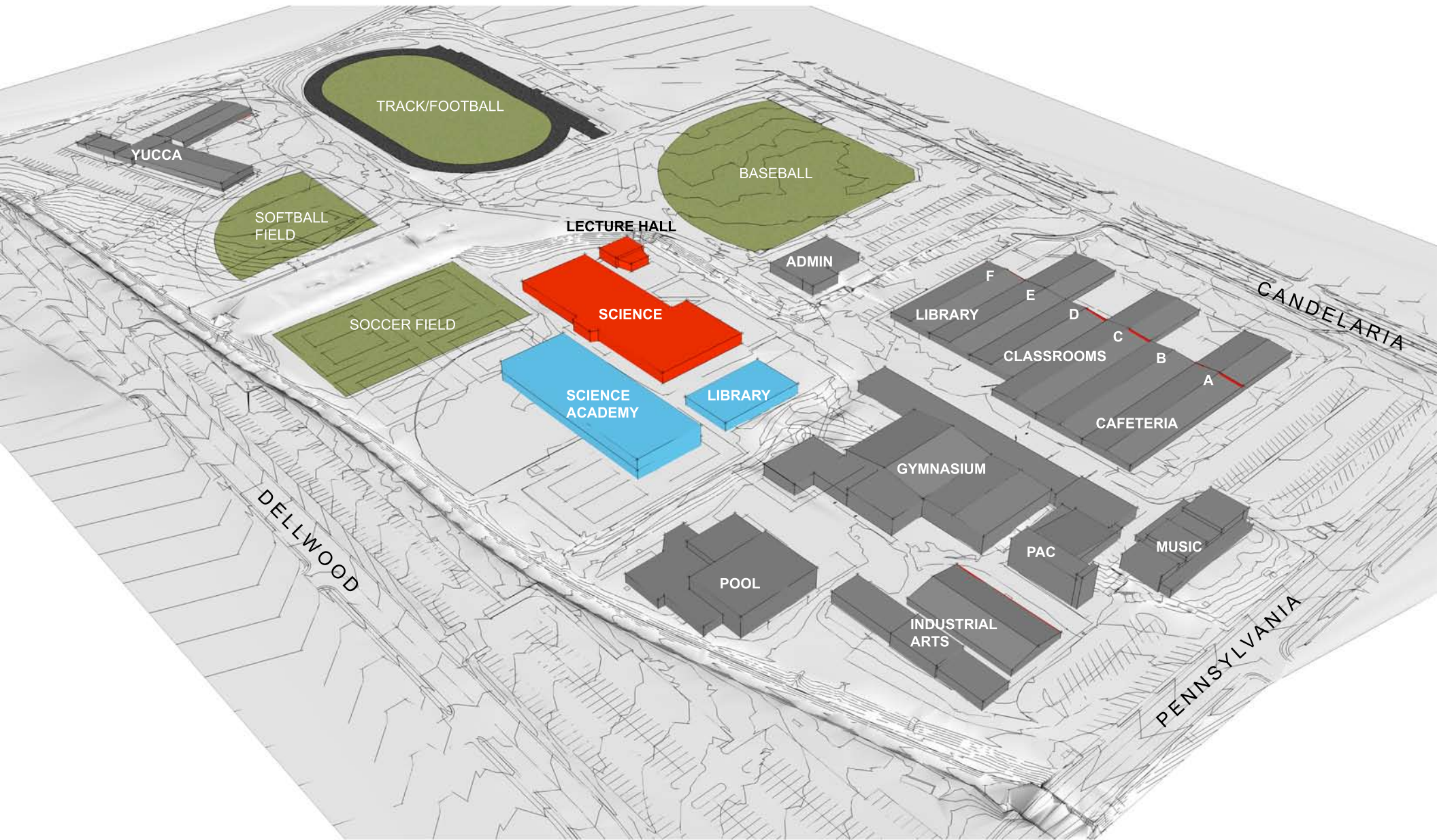
**PHASE 1 - Demolition**  
*Basketball Courts, Tennis Courts, Softball Field*





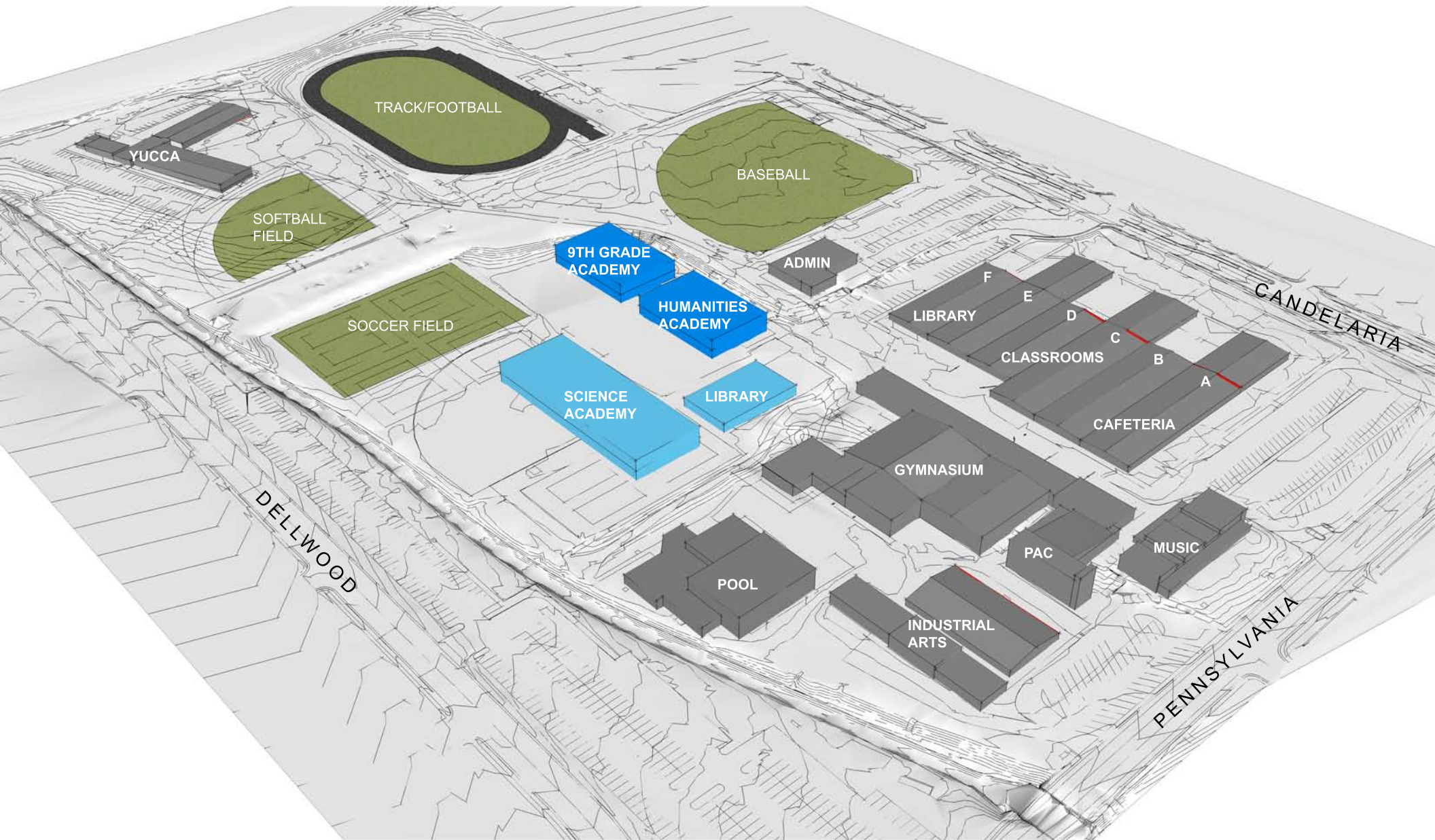
PHASE 1 - New Construction  
*Science Academy, Library, Softball Field*





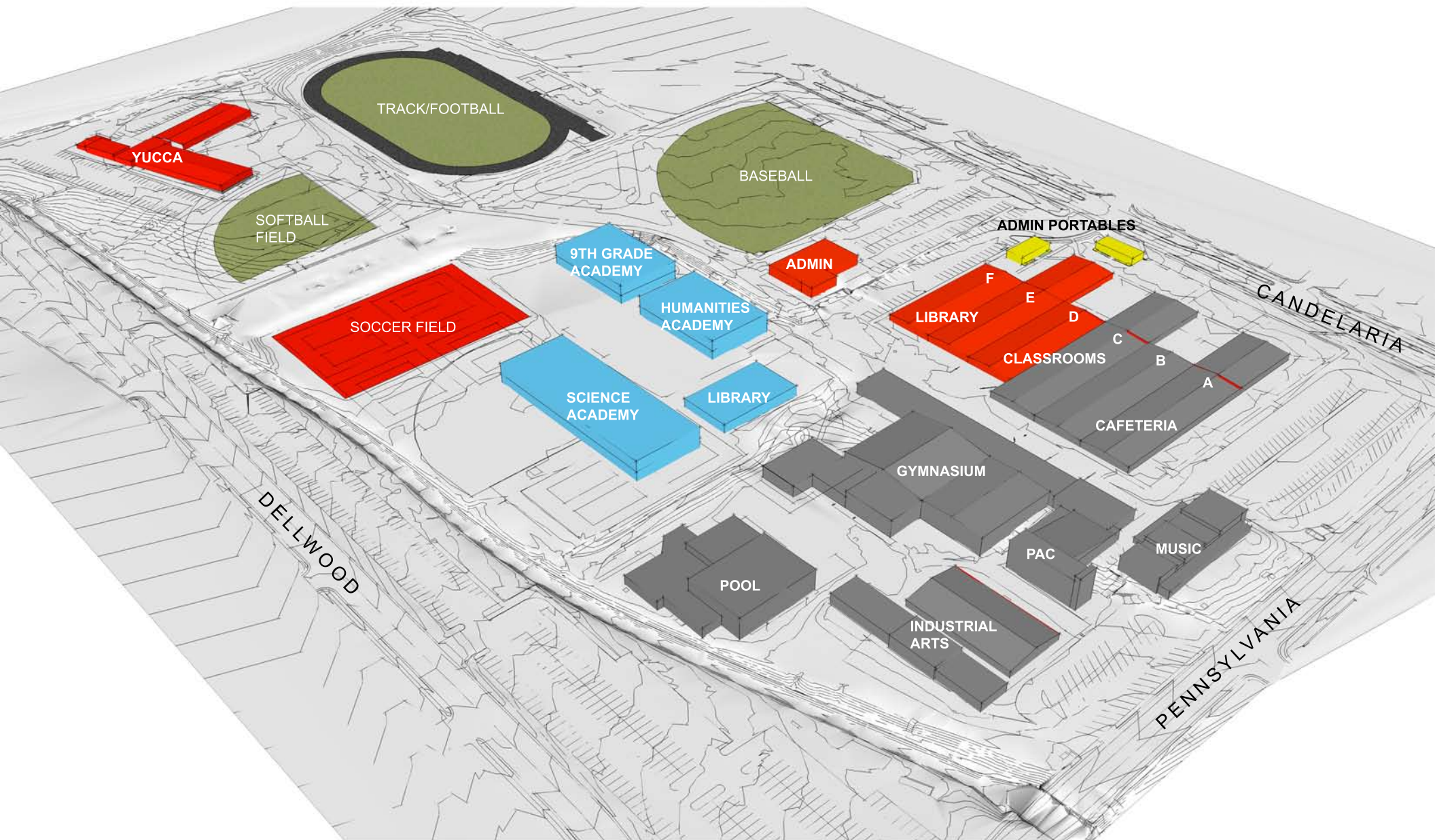
**PHASE 2 - Demolition**  
*Science Building, Lecture Hall*





PHASE 2 - New Construction  
*9th Grade Academy, Humanities Academy*

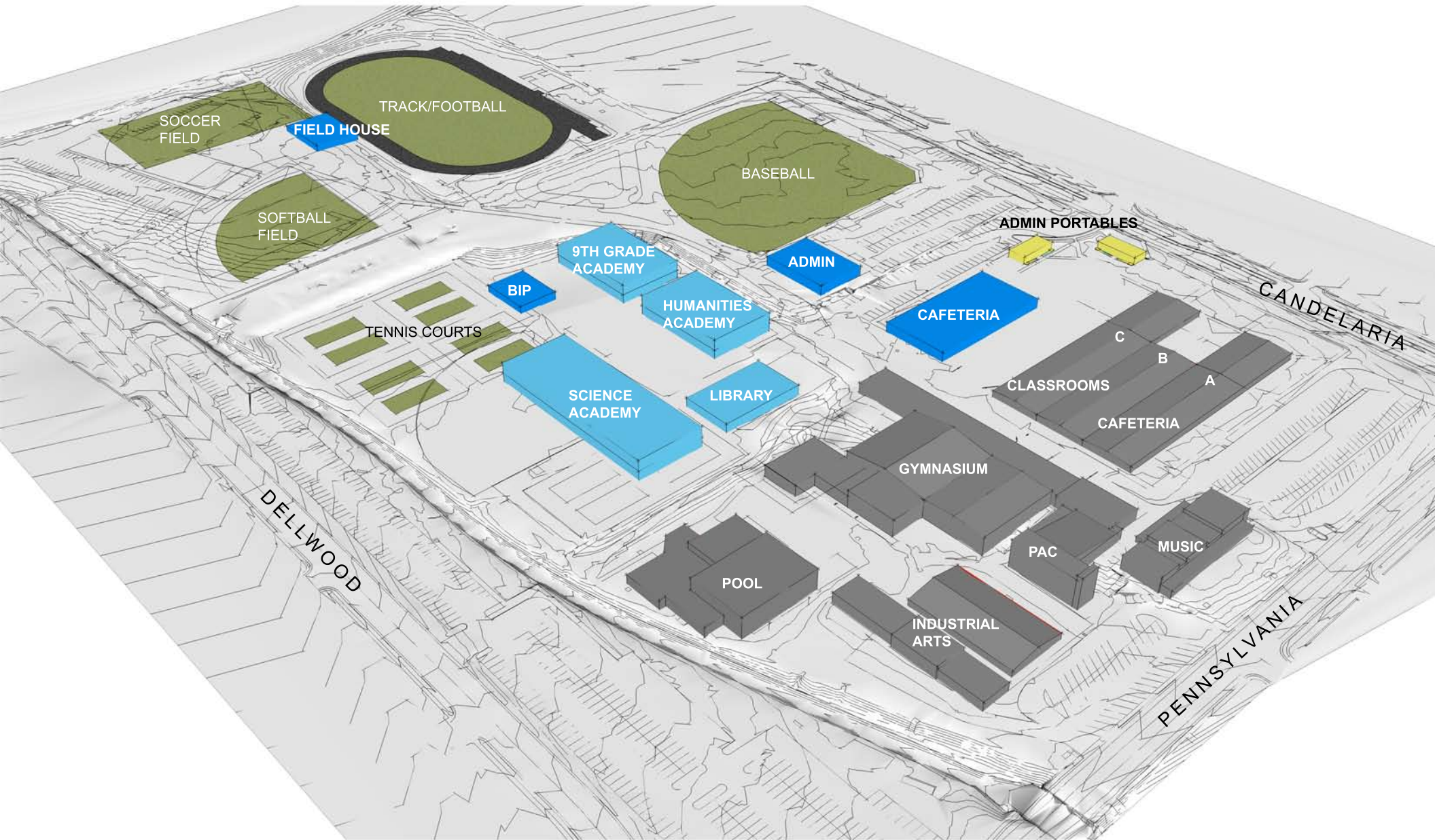




# PHASE 3 - Demolition

*Yucca, Admin, D, E, F Halls, Soccer Field*



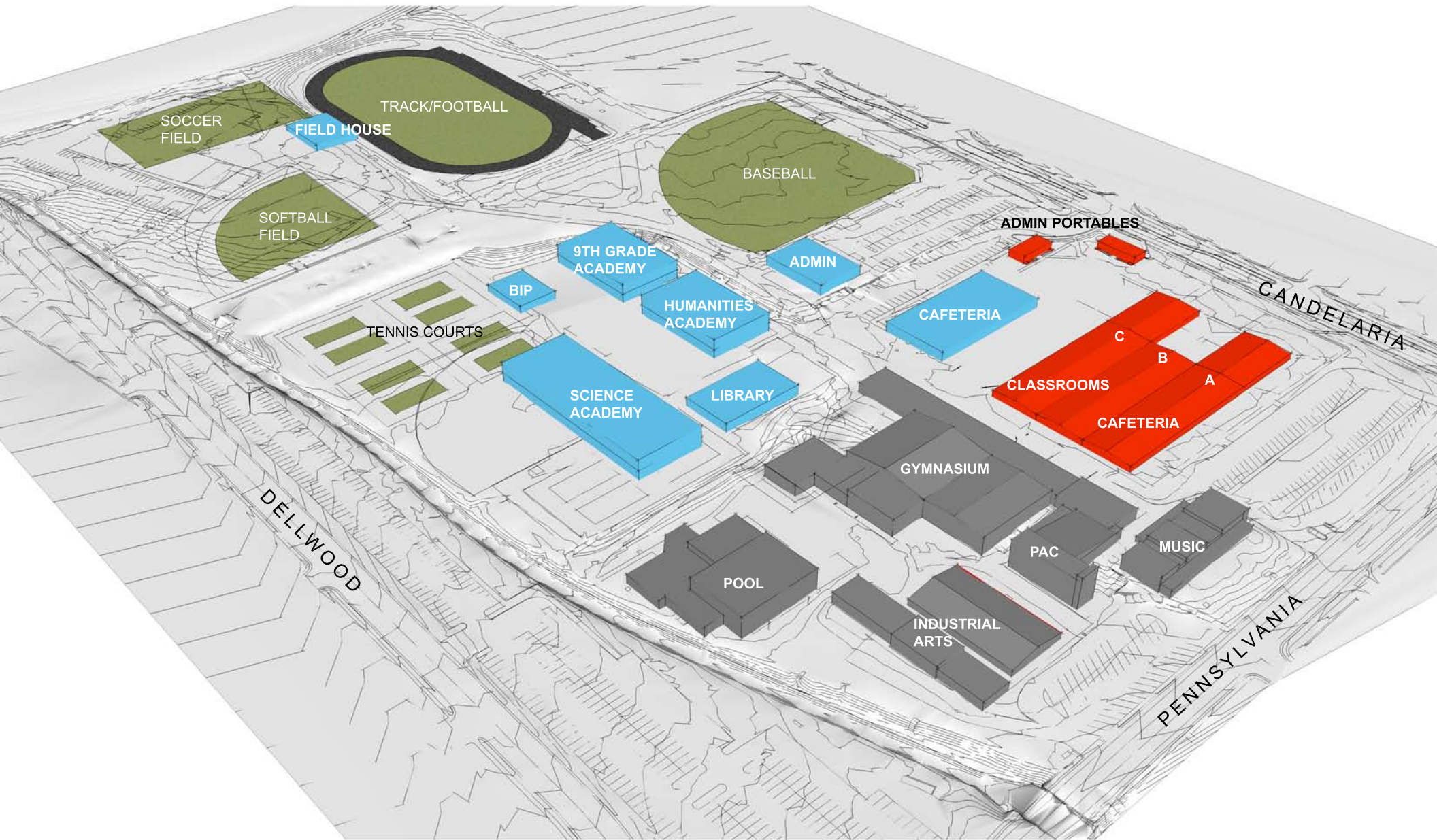


### PHASE 3 - New Construction

*Admin, Cafeteria, Field House, BIP, Soccer Field, Tennis Courts*

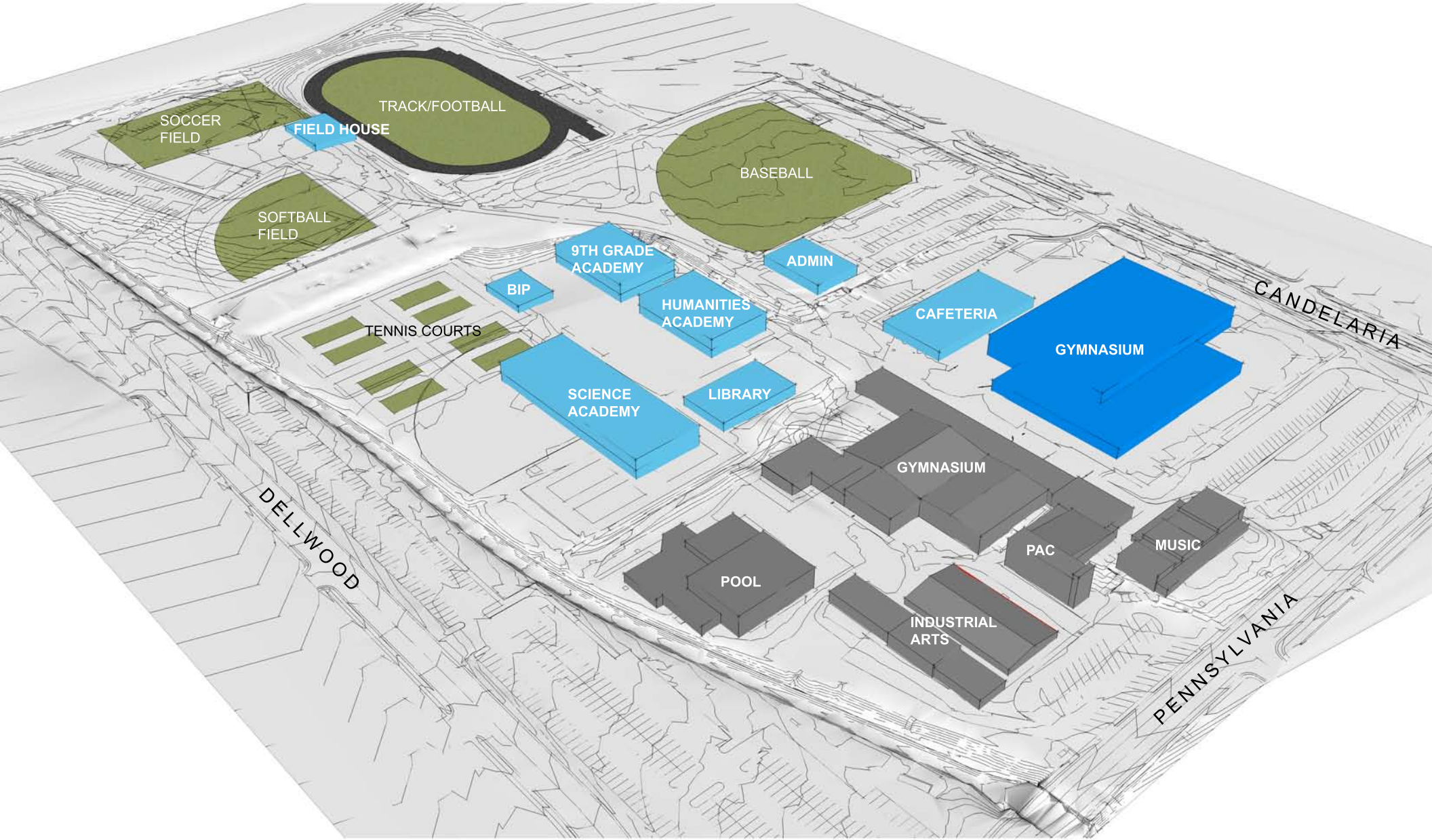
S A N D I A H I G H S C H O O L  
c a m p u s r e - d e v e l o p m e n t p l a n





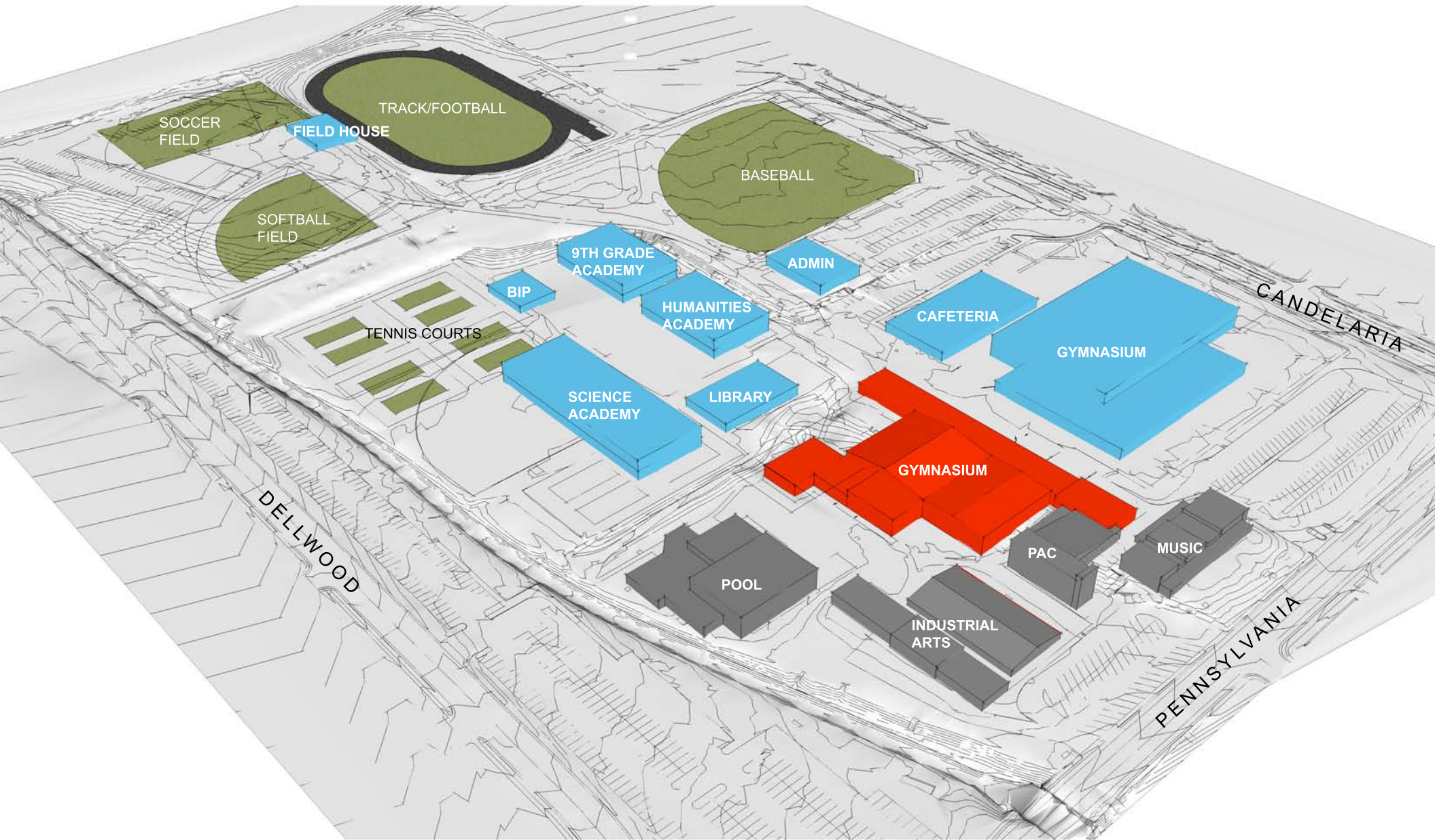
PHASE 4 - Demolition  
*A, B, C Halls*





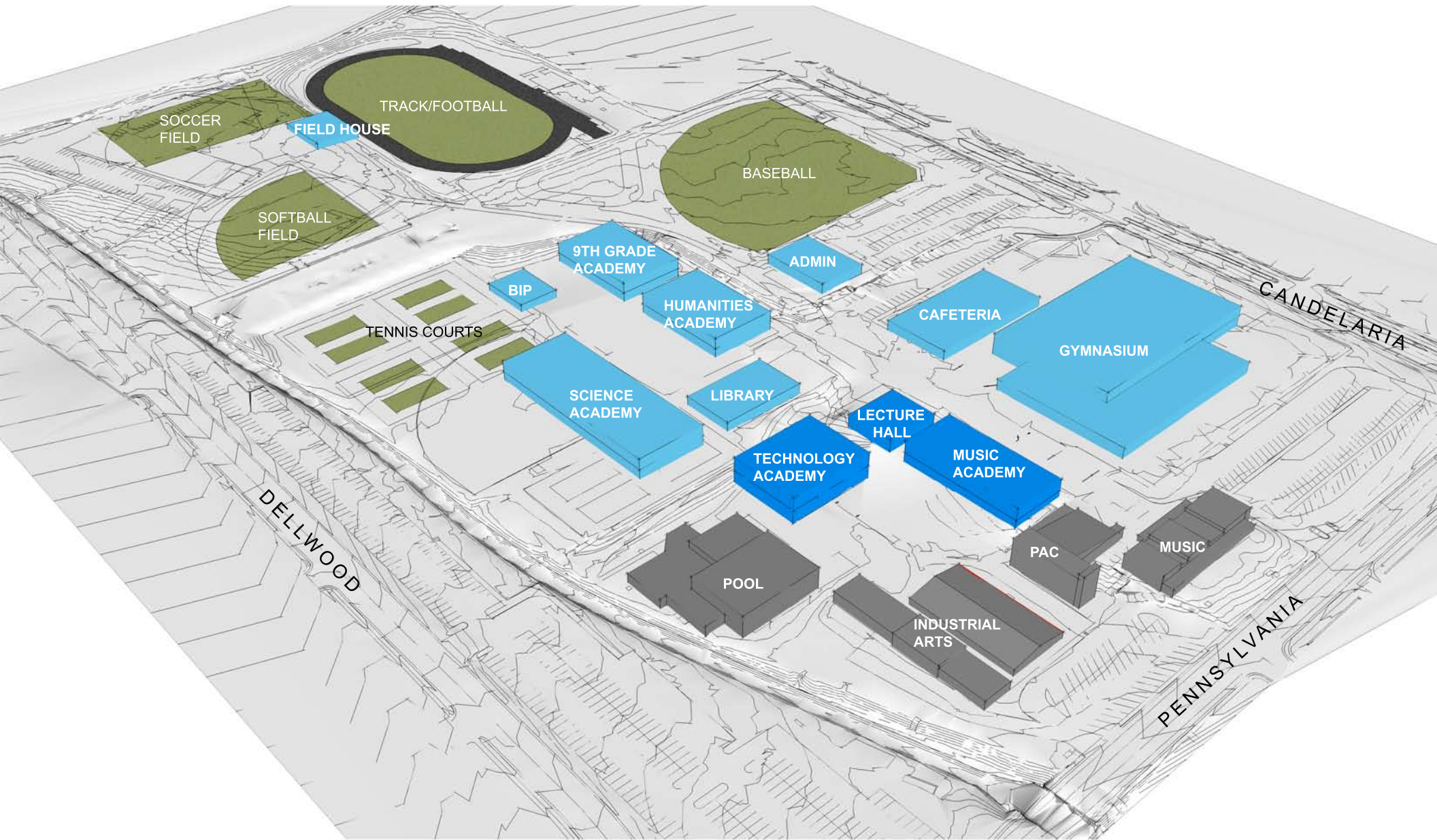
PHASE 4 - New Construction  
Gymnasium





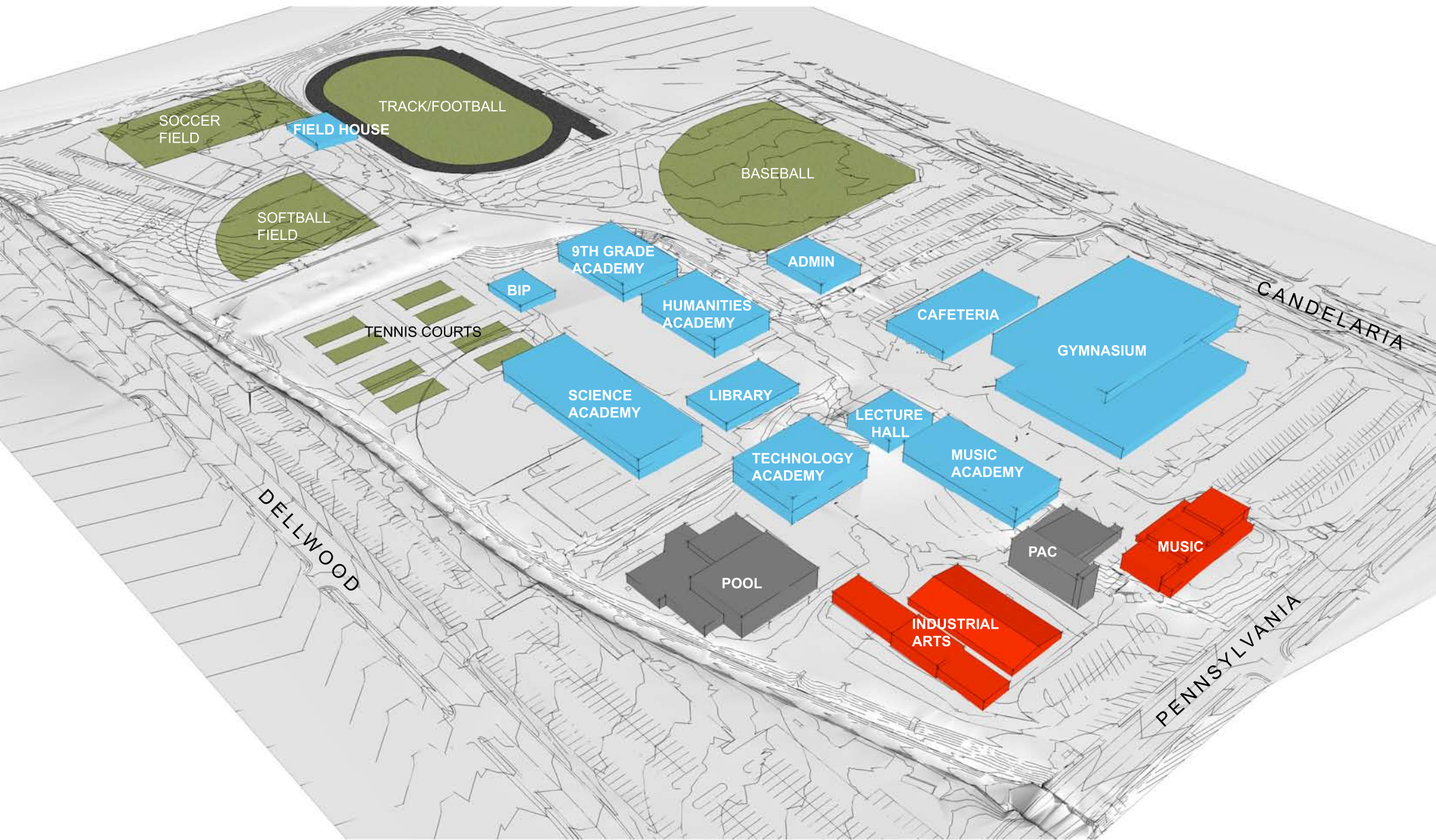
PHASE 5 - Demolition  
*Gymnasium*





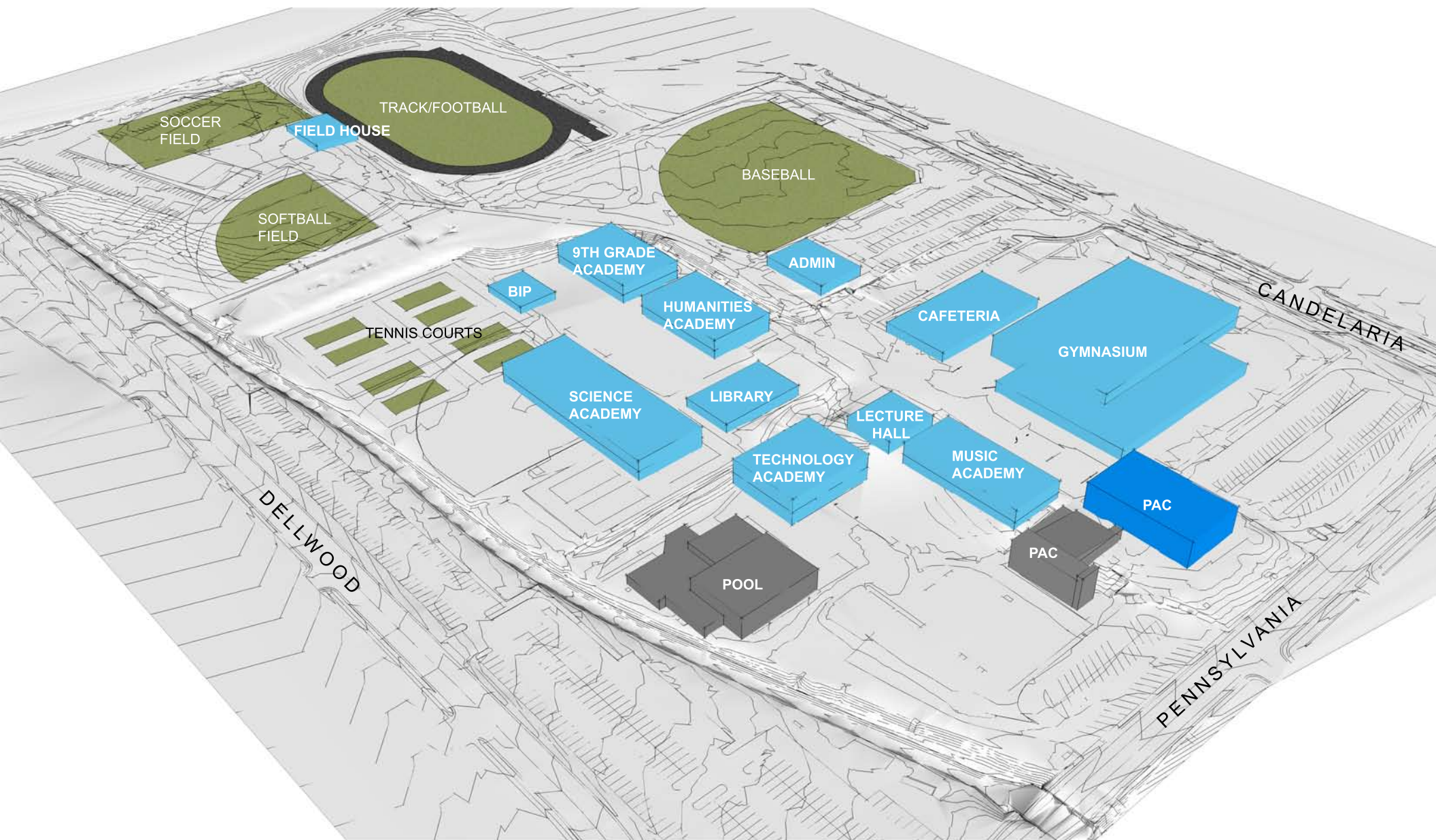
**PHASE 5 - New Construction**  
*Technology Academy, Lecture Hall, Music Academy*





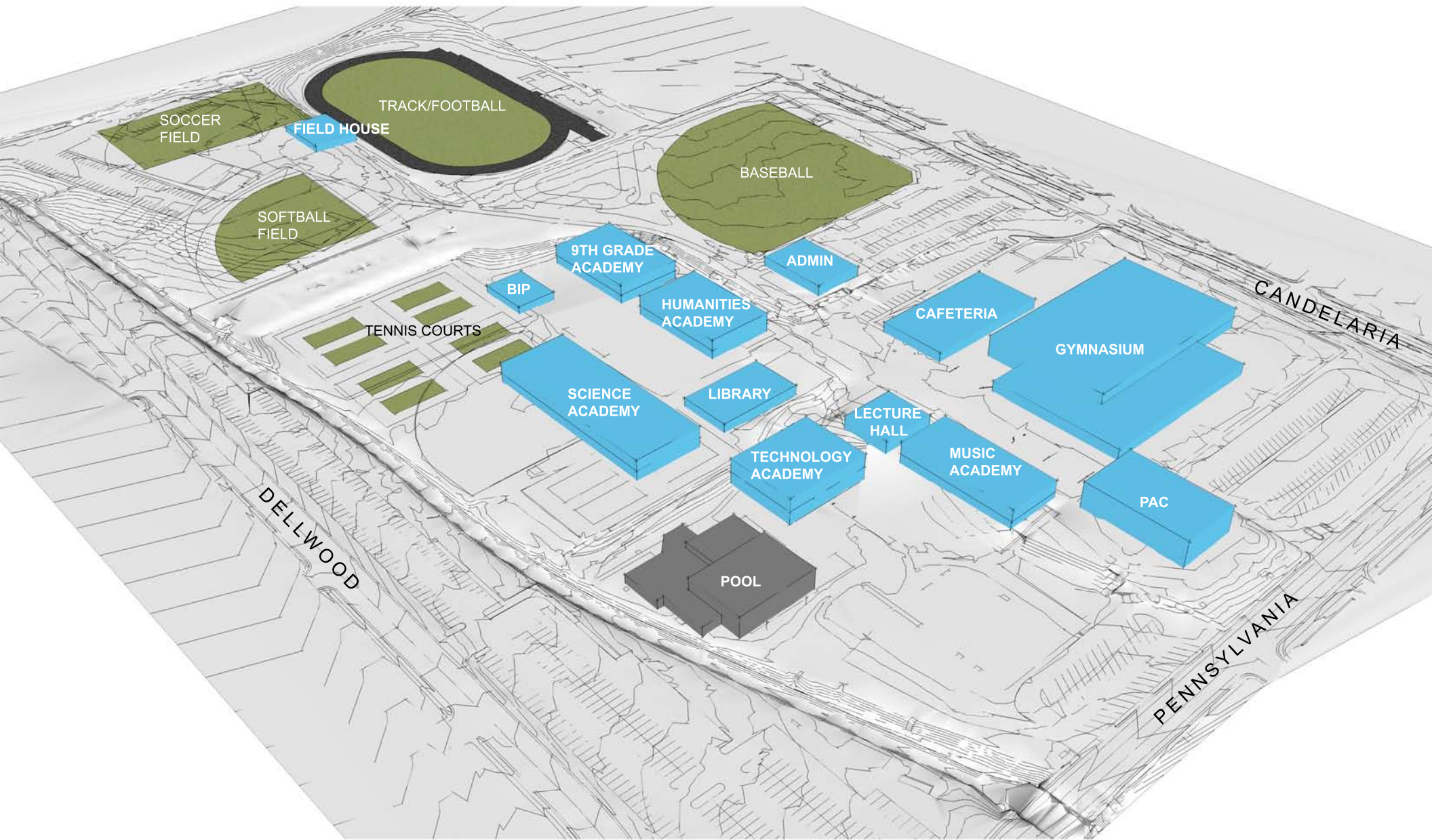
**PHASE 6 - Demolition**  
*Industrial Arts, Music*





PHASE 6 - New Construction  
PAC





Build-out Complete

S A N D I A   H I G H   S C H O O L  
c a m p u s   r e - d e v e l o p m e n t   p l a n



## STATE OF NEW MEXICO

PUBLIC SCHOOL CAPITAL OUTLAY COUNCIL  
PUBLIC SCHOOL FACILITIES AUTHORITY

## PSCOC ADDITIONAL FUNDING REQUEST

SUSANA MARTINEZ  
GOVERNORDAVID ABBEY  
PSCOC CHAIRROBERT A. GORRELL  
PSFA DIRECTORDATE: 10/2/12 REQUEST TYPE: ☒ Out-of-cycle ☐ Waiver ☐ Advance ☐ Emergency ☐ Cost Overrun

NOTE: Districts must complete and submit the Statement of Financial Position on Page 2. of this Funding Request and be signed by the district bond advisor. Read INSTRUCTIONS at the end of the application for additional criteria for emergency funding and local match waiver eligibility. Incomplete applications will be returned to the district and may delay action by the Council.

SCHOOL DISTRICT: BELEN CONSOLIDATED SCHOOL DISTRICT

PSCOC PROJECT #: P12-004 (If Emergency, write "Emergency")

PROJECT NAME: BELEN FAMILY SCHOOL

ENROLLMENT: 82

DESIGN CAPACITY: 82

DESCRIPTION OF REQUEST: Requesting design funds to provide instructional space to adequacy to a maximum equivalent of 82 full-time students serving grades 1-8. Utilization and efficiency shall be maximized and co-location with an existing facility shall be considered. This request is for 2 classrooms and additional spaces to adequacy.

Line	CURRENT PSCOC AWARD INFORMATION	TOTAL	STATE TO ADEQUACY	DISTRICT TO ADEQUACY
1	Project Costs up to Adequacy (est.)	\$ 60,000.00	\$ 41,400.00	\$ 18,600.00
2	Appropriation Offset	\$ -	\$ (41,400.00)	\$ 41,400.00
3	Waiver ###/###/##	\$ -	\$ -	\$ -
4	Supplemental Award ###/###/##	\$ -	\$ -	\$ -
5	Subtotal Project Costs to Adequacy after Waiver & Offsets:	\$ 60,000.00	\$ -	\$ 60,000.00
6	Above Adequacy Project Costs (est.)	\$ -	\$ -	\$ -
7	Local Match Advance ###/###/##	\$ -	\$ -	\$ -
8	ADJUSTED TOTAL BUDGET (USES)	\$ 60,000.00	\$ -	\$ 60,000.00

Line	ADDITIONAL FUND REQUEST (COST OVERRUN)		
9	Project Cost to Adequacy -estimated	\$ 73,263.96	
10	Current Budget to Adequacy (Line 5)	\$ 60,000.00	
11	Estimated Funding Shortfall (Line 9 - Line 10)	\$ 13,263.96	
		REQUEST	MATCH PERCENTAGE
12	TOTAL ADDITIONAL DISTRICT FUNDS REQUESTED	\$ 4,111.83	31%
13	TOTAL ADDITIONAL STATE FUNDS REQUESTED	\$ 9,152.13	69%

Line	ADDITIONAL FUND REQUEST (WAIVER/ADVANCE/EMERGENCY)
14	Request

School Board President  
(Required)

Date

School District Superintendent  
(Required)

Date

Signatories certify that, to the best of their knowledge, the information contained in the application herein is complete and accurate.

## PUBLIC SCHOOL FACILITIES AUTHORITY

## EXHIBIT B

BELEN FAMILY SCHOOL  
BELEN, NM

## BELEN CONSOLIDATED SCHOOL DISTRICT

PREPARED BY: Rocky Kearney  
ESTIMATE DATE: September 26, 2012PROJECT SUMMARYDESIGN ESTIMATE FOR 2 CLASSROOMS AND ADDITIONAL SPACES

DESCRIPTION	TOTALS	REMARKS
<b>ESTIMATE OF MACC:</b>		
SUBTOTAL OF CONSTRUCTION COSTS	\$0	
NMGR T ON CONSTRUCTION COSTS 0.000%	\$0	
TOTAL OF CONSTRUCTION COSTS	\$0	
<b>PROFESSIONAL SERVICES &amp; INDIRECT COSTS</b>		
DESIGN SERVICES MACC*	\$1,752,855	
DESIGN SERVICES % FEE* 7%	\$124,453	
REIMBURSABLE EXPENSES AND PRINTING	\$22,000	
ED SPEC	\$28,633	
ADDITIONAL CIVIL ENGINEERING	\$6,300	
MASTER SITE DRAINAGE PLAN	\$8,000	
TESTING***		
GEO-TECH	\$6,500	
CONCRETE & STRUCTURAL		
TEST & BALANCE		
HAZARDOUS MATERIAL		
REMEDIATION		
FF&E		
DEMOLITION		
ROOFING DESIGN CONSULTANT	\$2,000	
OTHER		
SUBTOTAL OF INDIRECT COSTS	\$197,886	
NMGR T ON INDIRECT COSTS 7.813%	\$15,460	
TOTAL OF INDIRECT COSTS	\$213,346	
SUBTOTAL PROJECT COSTS	\$213,346	
CONTINGENCY 4%	\$8,666	
<b>OVERALL PROJECT BUDGET</b>	<b>\$222,012</b>	
PSFA/DISTRICT TOTAL TO ADEQUACY 33%	\$73,263.96	
DISTRICT 100% ABOVE ADEQUACY 67%	\$148,748.04	
TOTAL	\$222,012.00	



## PUBLIC SCHOOL FACILITIES AUTHORITY

## EXHIBIT B

BELEN FAMILY SCHOOL  
BELEN, NM

## BELEN CONSOLIDATED SCHOOL DISTRICT

PREPARED BY: Rocky Kearney  
ESTIMATE DATE: September 26, 2012PROJECT SUMMARYDESIGN ESTIMATE FOR 2 CLASSROOMS AND ADDITIONAL SPACES

DESCRIPTION	TOTALS	REMARKS
<b>ESTIMATE OF MACC:</b>		
SUBTOTAL OF CONSTRUCTION COSTS	\$0	
NMGRT ON CONSTRUCTION COSTS 0.000%	\$0	
TOTAL OF CONSTRUCTION COSTS	\$0	
<b>PROFESSIONAL SERVICES &amp; INDIRECT COSTS</b>		
DESIGN SERVICES MACC*	\$1,752,855	
DESIGN SERVICES % FEE* 7%	\$124,453	
REIMBURSABLE EXPENSES AND PRINTING	\$22,000	
ED SPEC	\$28,633	
ADDITIONAL CIVIL ENGINEERING	\$6,300	
MASTER SITE DRAINAGE PLAN	\$8,000	
TESTING***		
GEO-TECH	\$6,500	
CONCRETE & STRUCTURAL		
TEST & BALANCE		
HAZARDOUS MATERIAL		
REMEDICATION		
FF&E		
DEMOLITION		
ROOFING DESIGN CONSULTANT	\$2,000	
OTHER		
SUBTOTAL OF INDIRECT COSTS	\$197,886	
NMGRT ON INDIRECT COSTS 7.813%	\$15,460	
TOTAL OF INDIRECT COSTS	\$213,346	
SUBTOTAL PROJECT COSTS	\$213,346	
CONTINGENCY 4%	\$8,666	
<b>OVERALL PROJECT BUDGET</b>	<b>\$222,012</b>	
PSFA/DISTRICT TOTAL TO ADEQUACY 33%	\$73,263.96	
DISTRICT 100% ABOVE ADEQUACY 67%	\$148,748.04	
TOTAL	\$222,012.00	

DRAFT  
COS SUMMARY AND COST ANALYSIS  
BELEN FAMILY SCHOOL  
EDUCATIONAL SPECIFICATIONS  
JUNE 2012

## SPACE AND COST ANALYSIS, PSCOC FUNDING FOR 2 CLASSROOMS TO ADEQUACY

BELEN FAMILY SCHOOL SPACE SUMMARY	Teaching Stations	SF To Adequacy	SF Above Adequacy 100 % District	Total SF
Learning Lab / Classroom	4	(2*900) 1800	1,980	(4*920) 3,780
Extended Learning Area w/ Computer Lab Capabilities		0	1,475	1,475
Classroom Storage (2sf X 82 Students)		82	82	164
Administration Area 1.5sf X 82 = 123sf + 150sf = 273 sf		171	702	873
<b>SUBTOTAL</b>		<b>2,053</b>	<b>4,239</b>	<b>6,292</b>
Circulation, Restrooms, Mechanical / Electrical Rooms, Custodial Closets, Walls Thickness (2,053/70%)-2,053)		880		
<b>TOTAL TO ADEQUACY THAT THE PSCOC WILL PARTICIPATE IN</b>		<b>2,933</b>		
Circulation, Restrooms, Mechanical / Electrical Rooms, Custodial Closets, Walls Thickness (4,239/70%)-4,239)			1,817	
<b>TOTAL ABOVE ADEQUACY 100% DISTRICT</b>			<b>6,056</b>	
<b>TOTAL ADEQUACY AND ABOVE ADEQUACY SF</b>		<b>2,933</b>	<b>6,056</b>	<b>8,989</b>

NEW BELEN FAMILY SCHOOL COST ANALYSIS					
DISTRICT 31% AND PSCOC 69% TO ADEQUACY SPLIT					
	Cost per SF	SF	Cost	PSCOC 69%	DISTRICT 31%
Construction	195	2,933	\$571,907	\$.39m	\$.18m
Soft	55	2,933	\$161,307	\$.11m	\$.05m
<b>SUBTOTAL</b>				<b>\$.51m</b>	<b>\$.23m</b>
DISTRICT ABOVE ADEQUACY 100%					
	Cost per SF	SF	Cost		DISTRICT 100%
Construction	195	6,056	\$1,180,864		\$1.18m
Soft	55	6,056	\$333,064		\$.33m
<b>SUBTOTAL</b>					<b>\$1.51m</b>
				<b>PSCOC TOTAL</b>	<b>DISTRICT TOTAL</b>
				\$.51m	\$.23m
					\$1.51m
<b>TOTAL</b>				\$.51m	\$1.74m
				<b>TOTAL PROJECT COST</b>	<b>\$2.25m</b>

## SPACE AND COST ANALYSIS, PSCOC FUNDING FOR 2 CLASSROOMS TO ADEQUACY



## **Belen's Family School Summary:**

September 26, 2012

**The PSCOC Award Language:** "Initial planning to provide instructional space to adequacy to a maximum equivalent of efficiency shall be maximized and co-location with an existing facility shall be considered."

---

### **Belen Family School Educational Specifications Summary:**

- **Educational Program and Delivery System:**

The Belen Family School represents a partnership between families and teachers. The school opened in 1994 and is an alternative school that currently serves first through eighth grades. The current facility consists of four multi-grade classrooms with two grade levels per class. The Students attend the school facility two and a half days a week (Monday, Tuesday, and half day Wednesday). The District will make available the classroom spaces for staff and individual parent instructors to utilize the days without students for tutoring, planning and other school activities. The parents are required to provide their own transportation for their students. A traditional school for 82 students would require 21,976 gross square feet or 268 square feet per student verses the proposed school at 8,989 gross square feet (110 sf/student) of which 5,767 square feet is to adequacy standards.

- **The Schools Mission Statement:**

"To provide a standalone independent facility that will provide an educational environment with parent-teacher cooperation in an atmosphere where children want to learn and be successful."

The **key planning parameter** in the creation of the Family school Educational Specifications is the desired size of the school and the need for flexibility. The school facility must fulfill a primary requirement to provide a unique and cooperative learning environment between home and school. The design and construction methodology must include a high degree of flexibility to accommodate program changes in the future.

"The school should have community visibility and presence in a standalone independent facility. Creating a community landmark will establish a recognizable identity that will instill pride in its students and community."

- **New vs. Existing Buildings:**

The concepts in the Ed Spec's can be applied to new construction or existing facilities, which may result in the need to modify some of the square footage guidelines. The final determination for modifications should be; does the space meet the academic needs of the students?

The document discusses to minimize strain on local infrastructure such as landfill, water supply, storm water sewers and related development and costs; decrease transportation development and maintenance for roadways and encourage better performance of mass transit systems.

---

**District Capacity Detail Summary:**

The District enrollment has been declining the last several years at approximately 2%, over the last ten years the enrollment has been on a steady decline at approximately 1%. The District lost 147 students this year from last year's count.

Currently all of Belen Schools have available capacities and surplus of classrooms, except for the Family School. The total available capacity throughout the District is 1,594 seats with 78 surplus classrooms. Below reflects the breakdown by school type;

- The Elementary Schools have 887 available capacity with 41 surplus classrooms
- The Middle School has 269 available capacity with 13 surplus classrooms
- The High Schools have 438 available capacity total with 24 surplus classrooms

<b>Belen Consolidated Schools Capacity Detail with Current Enrollment &amp; New Grade Configurations Provided August 31, 2012</b>					
<b>School</b>	<b>New Grade Config. 2012-2013</b>	<b>August 31, 2012 Enrollment</b>	<b>2011-2016 FMP Functional Capacity</b>	<b>School Available Capacity</b>	<b>Estimated Surplus of Classrooms with Current Enrollment</b>
Central ES	4th -6th	253	319	66	3
Belen Family ES	1st-8th	85	80	-5	0
Dennis Chavez ES	K -6th	388	570	182	8
Gil Sanchez ES	K -6th	319	433	114	5
HT Jaramillo ES	k- 3rd	382	513	131	8
La Merced ES	k -6th	520	684	164	7
La Promesa ES	K -6th	246	388	142	6
Rio Grande ES	Pre-k - 6th	317	410	93	4
<b>Elementary Total</b>		<b>2,510</b>	<b>3,397</b>	<b>887</b>	<b>41</b>
Belen Middle Sch	7th-8th	653	922	269	13
Belen High Sch	9th-12th	1,159	1,555	396	20
Infinity High Sch.	9th - 12th	84	126	42	4
<b>District Total</b>		<b>4,406</b>	<b>6,000</b>	<b>1,594</b>	<b>78</b>

**Background Summary:**

The District selected the centrally located Rio Grande Elementary School (ES) for their Family School because of the "co-location" idea. This would provide opportunity to draw students from the city and the peripheral communities. The central location would provide ample access to all the surrounding communities while mitigating preferential choice by locating the school in a non-central location. Based on the district requirement for a central location, several school sites were explored for consideration of

the requirement. The Rio Grande ES is ranked # 68 and the District's vision is the Family School and Rio Grande ES would work together to improve both facilities. The Family School staff has worked well with the Rio Grande ES administration in the past and will continue to do so in the future. The family school students could have direct access to the gym, library, nurse and cafeteria without interacting/interfering with the student population at Rio Grande ES. The Superintendent said their choice to build near Rio Grande ES is because of the central location and also to keep the Family School near to its "old" location. The Superintendent also stated they looked at other sites they would have to purchase, but found that they would need to put more money into those sites to make them safe for their students.

---

### 2011-2012 Site Visit Report:

The 2011-2012 PSCOC/PSFA Site Visit Report's recommendation in regards to location, The PSFA Consensus Recommendations were as follows;

- "A number of other sites were also reviewed, and location near an existing facility may ease the support of this schools mission."
  - The Alternative Project Option recommended to "look at building a replacement facility on the south side of the property at the Rio Grande ES. This will keep the close proximity of the two schools and will allow Family School to further utilize and share necessary spaces."
- 

### Belen Consolidated School District- School Sites Proximity Map



---

**Belen Elementary Schools:**

The District and PSFA staff narrowed the site selection for the Family School with this principal concerns in conjunction of co-location to an existing facility to (4) feasible school sites. The District and PSFA staff investigated several key elements to consider before establishing an appropriate evaluation of the school sites.

- Central location
- Co-location to existing facility
- Current grade levels within the school-mixing of grade levels within the school
- Proximity to gymnasium, cafeteria, nursing and counseling spaces, and playground area
- Existing infrastructure
- Site access

In addition to a stand-alone building site location, The PSFA staff also investigated the option for location in existing school facilities that may accommodate the Family School. The summary is provided in the 2<sup>nd</sup> paragraph of each school description.

---

**Rio Grande Elementary School- Previous site of the Family School**

Pre K – 6<sup>th</sup> Grade

2011-2016 Facility Master Plan Estimated Surplus Classrooms- 4

Rio Grande Elementary School was considered during the PSCOC site visit to accommodate the new Family School. Upon investigation of the district's proposed site for the new facility, it was determined that this site was adequately suited for the Family School. In addition to the previously established Family School Location, the proposed site is directly adjacent to Rio Grande Elementary School and allows for direct access via an existing / designated cross walk. The proposed Family School's direct path to Rio Grande ES allows for use of the ancillary spaces that are conveniently located on the façade directly adjacent to the Family School. This allows for direct access by the Family School students to the gym, cafeteria, nursing station, counselor's office, and playground, with little to no interaction between Rio Grande ES students. The proposed site is a level grade parking lot with a drainage pond directly to the west to contain site drainage. The site is also positioned to receive the existing school's infrastructure (which is directly across from the site) without disturbance to current Rio Grande ES buildings. This site demonstrates the minimum strain on the local infrastructure as mentioned in the Ed Spec's.

Rio Grande Elementary School has estimated surplus of (4) classrooms with current enrollment. The school serves as the district's pre-k program and the Family School would not fit into the main building without classroom/ grade re-organization. There is one detached building that houses a quad-style classroom layout, however, the Educational Specifications would require an addition to the school and



there is no room in direct proximity to the building. Another option for the Family School would be to use an existing baseball field on the southwest corner of the Rio Grande site. This would not be feasible due to the location of infrastructure of the existing school and re-routing the infrastructure through multiple play areas and a significant project cost increase.

---

Rio Grande Elementary School- Site Map of proposed Belen Family School



---

### Henry T. Jaramillo Elementary School

K-3<sup>rd</sup> Grade

2011-2016 Facility Master Plan Estimated Surplus Classrooms- 8

Henry T. Jaramillo Elementary School was also considered for a new Family School Facility because it has an empty lot adjacent to the school. The site is adjacent to the playground/ fields which act as a cushion in-between the site and the school buildings. However, there is no direct access to the ancillary spaces (cafeteria, gym, and nursing station) without direct interaction between Family School students and

Henry T. Jaramillo Students. This may be problematic due to the sensitive grade levels of Henry T. Jaramillo students (K-3<sup>rd</sup>) and the Family School students (1st-8<sup>th</sup>). Additionally, the ancillary spaces are located on the opposite side of the Henry T. Jaramillo site-furthest buildings from the proposed site of the Family School. The site is not developed and would require some grading and drainage considerations as well as establishing a crosswalk across a road. The proposed site has no known infrastructure and infrastructure routing from the existing school is also unknown, however the distance is significant.

Henry T. Jaramillo Elementary School is a consideration because of the estimated surplus of (8) classrooms with current enrollment. This may not be an appropriate school due to the mixture of sensitive grade levels within Henry T. Jaramillo and the Family School. There would have to be an addition to the building to satisfy the Educational Specification requirements and there is little room for an addition without completely detaching the building from the original school.

---

### **La Merced Elementary School**

K-6<sup>th</sup> Grade

2011-2016 Facility Master Plan Estimated Surplus Classrooms- 7

There is no additional space on site to accommodate a new Family School facility as well as any addition to the existing school without demolishing one playground or play area reorganization to build a new facility. The school does have (2) playing fields, however, the high enrollment at this school necessitates multiple playing fields to satisfy the students. The cafeteria and gym are stand alone buildings bisected by playground equipment increasing interaction between students and the location of the nursing and counseling areas are within the building. The location of school is contradictory to the District's desire to having a central location of the Family School. Infrastructure routing is unknown at this time; however, direct routing will disturb the playground and/or the parking lot, adding additional cost.

La Merced Elementary School can be an appropriate school for the placement of the Family School within existing classrooms. The school was selected because of the estimated surplus of (7) classrooms with current enrollment. Though the school is not centrally located, the grade levels that are provided within the school are most appropriate for Family School grade levels. Educational Specifications require additional square footage to be added on to the school to satisfy program delivery requirements.

---

### **Central Elementary School**

4<sup>th</sup>-6<sup>th</sup> Grade

2011-2016 Facility Master Plan Estimated Surplus Classrooms- 3

No additional space on site to accommodate new Family School facility as well as any addition to the existing school without demolishing the playground to build a new facility.

Central Elementary School has estimated surplus of (3) classrooms with current enrollment. This surplus would not satisfy Educational Specifications program requirements and would require an addition to the existing facility. There is no room on the site to accommodate any future additions.

---

In Addition, the three remaining Belen elementary schools that would **not be** a good solution to co-locate the Family School due to location proximity are listed below:

- La Promesa Elementary School is about one hour round trip from Belen and it sits close to our southern most boundary in Socorro County, the Valencia County and our waste lagoons are of a concern for capacity as well.
- Gil Sanchez Elementary School sits in Jarales, NM a suburb of Belen which is still about 4 miles south of Belen.
- Dennis Chavez Elementary School sits at our northern most boundary in Los Chavez which is about 5 miles from Belen, and waste lagoons will not handle the additional students and staff.



## STATE OF NEW MEXICO

PUBLIC SCHOOL CAPITAL OUTLAY COUNCIL  
PUBLIC SCHOOL FACILITIES AUTHORITYSUSANA MARTINEZ  
GOVERNORDAVID ABBEY  
PSCOC CHAIRROBERT A. GORRELL  
PSFA DIRECTOR

## PSCOC ADDITIONAL FUNDING REQUEST

DATE: 9/27/12 REQUEST TYPE: ☒ Out-of-cycle ☐ Waiver ☐ Advance ☐ Emergency ☐ Cost Overrun

**NOTE:** Districts must complete and submit the Statement of Financial Position on Page 2. of this Funding Request and be signed by the district bond advisor. **Read INSTRUCTIONS at the end of the application for additional criteria for emergency funding and local match waiver eligibility.** Incomplete applications will be returned to the district and may delay action by the Council.

SCHOOL DISTRICT: BELEN CONSOLIDATED SCHOOL DISTRICT

PSCOC PROJECT #: P12-004 (If Emergency, write "Emergency")

PROJECT NAME: BELEN FAMILY SCHOOL

ENROLLMENT: 82

DESIGN CAPACITY: 82

**DESCRIPTION OF REQUEST:** Requesting design funds to provide instructional space to adequacy to a maximum equivalent of 82 full-time students serving grades 1-8. Utilization and efficiency shall be maximized and co-location with an existing facility shall be considered. This request is for 4 classrooms and additional spaces to adequacy.

Line	CURRENT PSCOC AWARD INFORMATION	TOTAL	STATE TO ADEQUACY	DISTRICT TO ADEQUACY
1	Project Costs up to Adequacy (est.)	\$ 60,000.00	\$ 41,400.00	\$ 18,600.00
2	Appropriation Offset	\$ -	\$ (41,400.00)	\$ 41,400.00
3	Waiver ##/##/##	\$ -	\$ -	\$ -
4	Supplemental Award ##/##/##	\$ -	\$ -	\$ -
5	<b>Subtotal Project Costs to Adequacy after Waiver &amp; Offsets:</b>	<b>\$ 60,000.00</b>	<b>\$ -</b>	<b>\$ 60,000.00</b>
6	Above Adequacy Project Costs (est.)	\$ -	\$ -	\$ -
7	Local Match Advance ##/##/##	\$ -	\$ -	\$ -
8	<b>ADJUSTED TOTAL BUDGET (USES)</b>	<b>\$ 60,000.00</b>	<b>\$ -</b>	<b>\$ 60,000.00</b>

Line	ADDITIONAL FUND REQUEST (COST OVERRUN)		
9	Project Cost to Adequacy -estimated	\$ 142,087.68	
10	Current Budget to Adequacy (Line 5)	\$ 60,000.00	
11	<b>Estimated Funding Shortfall (Line 9 - Line 10)</b>	<b>\$ 82,087.68</b>	
		<b>REQUEST</b>	<b>MATCH PERCENTAGE</b>
12	TOTAL ADDITIONAL DISTRICT FUNDS REQUESTED	\$ 25,447.18	31%
13	TOTAL ADDITIONAL STATE FUNDS REQUESTED	\$ 56,640.50	69%

Line	ADDITIONAL FUND REQUEST (WAIVER/ADVANCE/EMERGENCY)
14	Request

School Board President  
(Required)

Date

School District Superintendent  
(Required)

Date

Signatories certify that, to the best of their knowledge, the information contained in the application herein is complete and accurate.




ADDITIONAL  
INFORMATION:

PSFA STAFF  
RECOMMENDATION:

PSFA recommends approval of additional state funds totaling \$56,640.50 (69%) as submitted to complete the design to adequacy.  
NOTE: The district has in place the required match for additional funding totaling \$25,447.18 (31%)

 9/27/12  
PSFA Regional Manager Date

  
PSFA Senior Facilities Manager Date

SUBCOMMITTEE REVIEW DATE: \_\_\_\_\_

- ☐ Approve Recommendation  
☐ Reject Recommendation

COMMENTS:

PSFA Director

Date

PSCOC Awards Subcommittee Chair

Date

PSCOC REVIEW DATE: \_\_\_\_\_

- ☐ Approve Motion  
☐ Reject Motion

MOTION:

ACTION:

**PUBLIC SCHOOL FACILITIES AUTHORITY****EXHIBIT B****BELEN FAMILY SCHOOL  
BELEN, NM****BELEN CONSOLIDATED SCHOOL DISTRICT**

PREPARED BY: **Rocky Kearney**  
 ESTIMATE DATE: **September 26, 2012**

**PROJECT SUMMARY****DESIGN ESTIMATE FOR 4 CLASSROOMS AND ADDITIONAL SPACES**

DESCRIPTION	TOTALS	REMARKS
<b>ESTIMATE OF MACC:</b>		
SUBTOTAL OF CONSTRUCTION COSTS	\$0	
NMGRT ON CONSTRUCTION COSTS 0.000%	\$0	
<b>TOTAL OF CONSTRUCTION COSTS</b>	<b>\$0</b>	
<b>PROFESSIONAL SERVICES &amp; INDIRECT COSTS</b>		
DESIGN SERVICES MACC*	\$1,752,855	
DESIGN SERVICES % FEE* 7%	\$124,453	
REIMBURSABLE EXPENSES AND PRINTING	\$22,000	
ED SPEC	\$28,633	
ADDITIONAL CIVIL ENGINEERING	\$6,300	
MASTER SITE DRAINAGE PLAN	\$8,000	
TESTING***		
GEO-TECH	\$6,500	
CONCRETE & STRUCTURAL		
TEST & BALANCE		
HAZARDOUS MATERIAL		
REMEDICATION		
FF&E		
DEMOLITION		
ROOFING DESIGN CONSULTANT	\$2,000	
OTHER		
SUBTOTAL OF INDIRECT COSTS	\$197,886	
NMGRT ON INDIRECT COSTS 7.813%	\$15,460	
<b>TOTAL OF INDIRECT COSTS</b>	<b>\$213,346</b>	
<b>SUBTOTAL PROJECT COSTS</b>	<b>\$213,346</b>	
CONTINGENCY 4%	\$8,666	
<b>OVERALL PROJECT BUDGET</b>	<b>\$222,012</b>	
PSFA/DISTRICT TOTAL TO ADEQUACY 64%	\$142,087.68	
DISTRICT 100% ABOVE ADEQUACY 36%	\$79,924.32	
<b>TOTAL</b>	<b>\$222,012.00</b>	

DRAFT  
COS SUMMARY AND COST ANALYSIS  
BELEN FAMILY SCHOOL  
EDUCATIONAL SPECIFICATIONS  
JUNE 2012

## SPACE AND COST ANALYSIS, PSCOC FUNDING FOR 4 CLASSROOMS TO ADEQUACY

BELEN FAMILY SCHOOL SPACE SUMMARY	Teaching Stations	SF To Adequacy	SF Above Adequacy 100 % District	Total SF
Learning Lab / Classroom	4	(4*900) 3,600	180	(4*920) 3,780
Extended Learning Area w/ Computer Lab Capabilities		0	1,475	1,475
Classroom Storage (2sf X 82 Students)		164	0	164
Administration Area 1.5sf X 82 = 123sf + 150sf = 273 sf		273	600	873
<b>SUBTOTAL</b>		<b>4,037</b>	<b>2,255</b>	<b>6,292</b>
Circulation, Restrooms, Mechanical / Electrical Rooms, Custodial Closets, Walls Thickness (4,037/70%)-4,037)		1,730		
<b>TOTAL TO ADEQUACY THAT THE PSCOC WILL PARTICIPATE IN</b>		<b>5,767</b>		
Circulation, Restrooms, Mechanical / Electrical Rooms, Custodial Closets, Walls Thickness (2,255/70%)-2,255)			966	
<b>TOTAL ABOVE ADEQUACY 100% DISTRICT</b>			<b>3,221</b>	
<b>TOTAL ADEQUACY AND ABOVE ADEQUACY SF</b>		<b>5,767</b>	<b>3,221</b>	<b>8,989</b>

NEW BELEN FAMILY SCHOOL COST ANALYSIS					
DISTRICT 31% AND PSCOC 69% TO ADEQUACY SPLIT					
	Cost per SF	SF	Cost	PSCOC 69%	DISTRICT 31%
Construction	195	5,767	\$1,124,593	\$ .78m	\$ .35m
Soft	55	5,767	\$317,193	\$ .22m	\$ .10m
<b>SUBTOTAL</b>				<b>\$ .99m</b>	<b>\$ .45m</b>
DISTRICT ABOVE ADEQUACY 100%					
	Cost per SF	SF	Cost		DISTRICT 100%
Construction	195	3,221	\$628,179		\$ .63m
Soft	55	3,221	\$177,179		\$ .18m
<b>SUBTOTAL</b>					<b>\$ .81m</b>
				<b>PSCOC TOTAL</b>	<b>DISTRICT TOTAL</b>
				\$ .99m	\$ .45m
					\$ .81m
<b>TOTAL</b>				<b>\$ .99m</b>	<b>\$1.25m</b>
				<b>TOTAL PROJECT COST</b>	<b>\$2.25m</b>

## SPACE AND COST ANALYSIS, PSCOC FUNDING FOR 4 CLASSROOMS TO ADEQUACY



## STATE OF NEW MEXICO

PUBLIC SCHOOL CAPITAL OUTLAY COUNCIL  
PUBLIC SCHOOL FACILITIES AUTHORITYSUSANA MARTINEZ  
GOVERNORDAVID ABBEY  
PSCOC CHAIRROBERT A. GORRELL  
PSFA DIRECTOR

## PSCOC ADDITIONAL FUNDING REQUEST

DATE: 9/27/12 REQUEST TYPE: ☒ Out-of-cycle ☐ Waiver ☐ Advance ☐ Emergency ☐ Cost Overrun

**NOTE:** Districts must complete and submit the Statement of Financial Position on Page 2. of this Funding Request and be signed by the district bond advisor. **Read INSTRUCTIONS at the end of the application for additional criteria for emergency funding and local match waiver eligibility.** Incomplete applications will be returned to the district and may delay action by the Council.

SCHOOL DISTRICT: BELEN CONSOLIDATED SCHOOL DISTRICT

PSCOC PROJECT #: P12-004 (If Emergency, write "Emergency")

PROJECT NAME: BELEN FAMILY SCHOOL

ENROLLMENT: 82

DESIGN CAPACITY: 82

**DESCRIPTION OF REQUEST:** Requesting design funds to provide instructional space to adequacy to a maximum equivalent of 82 full-time students serving grades 1-8. Utilization and efficiency shall be maximized and co-location with an existing facility shall be considered. This request is for 2 classrooms and additional spaces to adequacy.

Line	CURRENT PSCOC AWARD INFORMATION	TOTAL	STATE TO ADEQUACY	DISTRICT TO ADEQUACY
1	Project Costs up to Adequacy (est.)	\$ 60,000.00	\$ 41,400.00	\$ 18,600.00
2	Appropriation Offset	\$ -	\$ (41,400.00)	\$ 41,400.00
3	Waiver ##/##/##	\$ -	\$ -	\$ -
4	Supplemental Award ##/##/##	\$ -	\$ -	\$ -
5	<b>Subtotal Project Costs to Adequacy after Waiver &amp; Offsets:</b>	<b>\$ 60,000.00</b>	<b>\$ -</b>	<b>\$ 60,000.00</b>
6	Above Adequacy Project Costs (est.)	\$ -	\$ -	\$ -
7	Local Match Advance ##/##/##	\$ -	\$ -	\$ -
8	<b>ADJUSTED TOTAL BUDGET (USES)</b>	<b>\$ 60,000.00</b>	<b>\$ -</b>	<b>\$ 60,000.00</b>

Line	ADDITIONAL FUND REQUEST (COST OVERRUN)		
9	Project Cost to Adequacy -estimated	\$ 73,263.96	
10	Current Budget to Adequacy (Line 5)	\$ 60,000.00	
11	<b>Estimated Funding Shortfall (Line 9 - Line 10)</b>	<b>\$ 13,263.96</b>	
		<b>REQUEST</b>	<b>MATCH PERCENTAGE</b>
12	TOTAL ADDITIONAL DISTRICT FUNDS REQUESTED	\$ 4,111.83	31%
13	TOTAL ADDITIONAL STATE FUNDS REQUESTED	\$ 9,152.13	69%

Line	ADDITIONAL FUND REQUEST (WAIVER/ADVANCE/EMERGENCY)
14	Request

School Board President  
(Required)

Date

School District Superintendent  
(Required)

Date


Signatories certify that, to the best of their knowledge, the information contained in the application herein is complete and accurate.

ADDITIONAL  
INFORMATION:

PSFA STAFF  
RECOMMENDATION:

PSFA recommends approval of additional state funds totaling \$9,152.13 (69%) as submitted to complete the design to adequacy.  
NOTE: The district has in place the required match for additional funding totaling \$4,111.83 (39%)

 9/27/12  
PSFA Regional Manager Date

  
PSFA Senior Facilities Manager Date

SUBCOMMITTEE REVIEW DATE: \_\_\_\_\_

- ☐ Approve Recommendation
- ☐ Reject Recommendation

COMMENTS:

PSFA Director

Date

PSCOC Awards Subcommittee Chair

Date

PSCOC REVIEW DATE: \_\_\_\_\_

- ☐ Approve Motion
- ☐ Reject Motion

MOTION:

ACTION:

**PUBLIC SCHOOL FACILITIES AUTHORITY****EXHIBIT B****BELEN FAMILY SCHOOL  
BELEN, NM****BELEN CONSOLIDATED SCHOOL DISTRICT**

PREPARED BY: **Rocky Kearney**  
 ESTIMATE DATE: **September 26, 2012**

**PROJECT SUMMARY****DESIGN ESTIMATE FOR 2 CLASSROOMS AND ADDITIONAL SPACES**

DESCRIPTION	TOTALS	REMARKS
<b>ESTIMATE OF MACC:</b>		
SUBTOTAL OF CONSTRUCTION COSTS	\$0	
NMGRT ON CONSTRUCTION COSTS 0.000%	\$0	
<b>TOTAL OF CONSTRUCTION COSTS</b>	<b>\$0</b>	
<b>PROFESSIONAL SERVICES &amp; INDIRECT COSTS</b>		
DESIGN SERVICES MACC*	\$1,752,855	
DESIGN SERVICES % FEE* 7%	\$124,453	
REIMBURSABLE EXPENSES AND PRINTING	\$22,000	
ED SPEC	\$28,633	
ADDITIONAL CIVIL ENGINEERING	\$6,300	
MASTER SITE DRAINAGE PLAN	\$8,000	
TESTING***		
GEO-TECH	\$6,500	
CONCRETE & STRUCTURAL		
TEST & BALANCE		
HAZARDOUS MATERIAL		
REMEDICATION		
FF&E		
DEMOLITION		
ROOFING DESIGN CONSULTANT	\$2,000	
OTHER		
SUBTOTAL OF INDIRECT COSTS	\$197,886	
NMGRT ON INDIRECT COSTS 7.813%	\$15,460	
<b>TOTAL OF INDIRECT COSTS</b>	<b>\$213,346</b>	
<b>SUBTOTAL PROJECT COSTS</b>	<b>\$213,346</b>	
CONTINGENCY 4%	\$8,666	
<b>OVERALL PROJECT BUDGET</b>	<b>\$222,012</b>	
PSFA/DISTRICT TOTAL TO ADEQUACY 33%	\$73,263.96	
DISTRICT 100% ABOVE ADEQUACY 67%	\$148,748.04	
<b>TOTAL</b>	<b>\$222,012.00</b>	

DRAFT  
COS SUMMARY AND COST ANALYSIS  
BELEN FAMILY SCHOOL  
EDUCATIONAL SPECIFICATIONS  
JUNE 2012

SPACE AND COST ANALYSIS, PSCOC FUNDING FOR 2 CLASSROOMS TO ADEQUACY

BELEN FAMILY SCHOOL SPACE SUMMARY	Teaching Stations	SF To Adequacy	SF Above Adequacy 100 % District	Total SF
Learning Lab / Classroom	4	(2*900) 1800	1,980	(4*920) 3,780
Extended Learning Area w/ Computer Lab Capabilities		0	1,475	1,475
Classroom Storage (2sf X 82 Students)		82	82	164
Administration Area 1.5sf X 82 = 123sf + 150sf = 273 sf		171	702	873
<b>SUBTOTAL</b>		<b>2,053</b>	<b>4,239</b>	<b>6,292</b>
Circulation, Restrooms, Mechanical / Electrical Rooms, Custodial Closets, Walls Thickness (2,053/70%)-2,053)		880		
<b>TOTAL TO ADEQUACY THAT THE PSCOC WILL PARTICIPATE IN</b>		<b>2,933</b>		
Circulation, Restrooms, Mechanical / Electrical Rooms, Custodial Closets, Walls Thickness (4,239/70%)-4,239)			1,817	
<b>TOTAL ABOVE ADEQUACY 100% DISTRICT</b>			<b>6,056</b>	
<b>TOTAL ADEQUACY AND ABOVE ADEQUACY SF</b>		<b>2,933</b>	<b>6,056</b>	<b>8,989</b>

NEW BELEN FAMILY SCHOOL COST ANALYSIS					
DISTRICT 31% AND PSCOC 69% TO ADEQUACY SPLIT					
	Cost per SF	SF	Cost	PSCOC 69%	DISTRICT 31%
Construction	195	2,933	\$571,907	\$.39m	\$.18m
Soft	55	2,933	\$161,307	\$.11m	\$.05m
<b>SUBTOTAL</b>				<b>\$.51m</b>	<b>\$.23m</b>
DISTRICT ABOVE ADEQUACY 100%					
	Cost per SF	SF	Cost		DISTRICT 100%
Construction	195	6,056	\$1,180,864		\$1.18m
Soft	55	6,056	\$333,064		\$.33m
<b>SUBTOTAL</b>					<b>\$1.51m</b>
				<b>PSCOC TOTAL</b>	<b>DISTRICT TOTAL</b>
				\$.51m	\$.23m
					\$1.51m
<b>TOTAL</b>				<b>\$.51m</b>	<b>\$1.74m</b>
				<b>TOTAL PROJECT COST</b>	<b>\$2.25m</b>

SPACE AND COST ANALYSIS, PSCOC FUNDING FOR 2 CLASSROOMS TO ADEQUACY



## ESTANCIA MUNICIPAL SCHOOLS

P.O. Box 68 / Estancia, NM 87016

Mr. Audie Brown  
Superintendent

(505) 384-2001  
Fax: (505) 384-2015

September 25, 2012

Dear Mr. Viorica:

I respectfully request a reconsideration of the re-roofing project of the Van Stone building in our district. As is evident in the Facilities Master Plan and overall discussion, Van Stone is an important facility to the residents of our community and serves a valuable purpose in housing the younger grades. The building is well-suited to fill that need.

As you know, the goal is a reduction in the overall square footage within our district. There have been discussions, of course with no definite decisions at this time, in the elimination of the Lower Elementary facility with specifics to be approved by our Board of Education.

Any assistance you can provide in this matter is greatly appreciated.

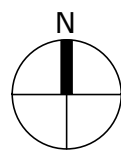
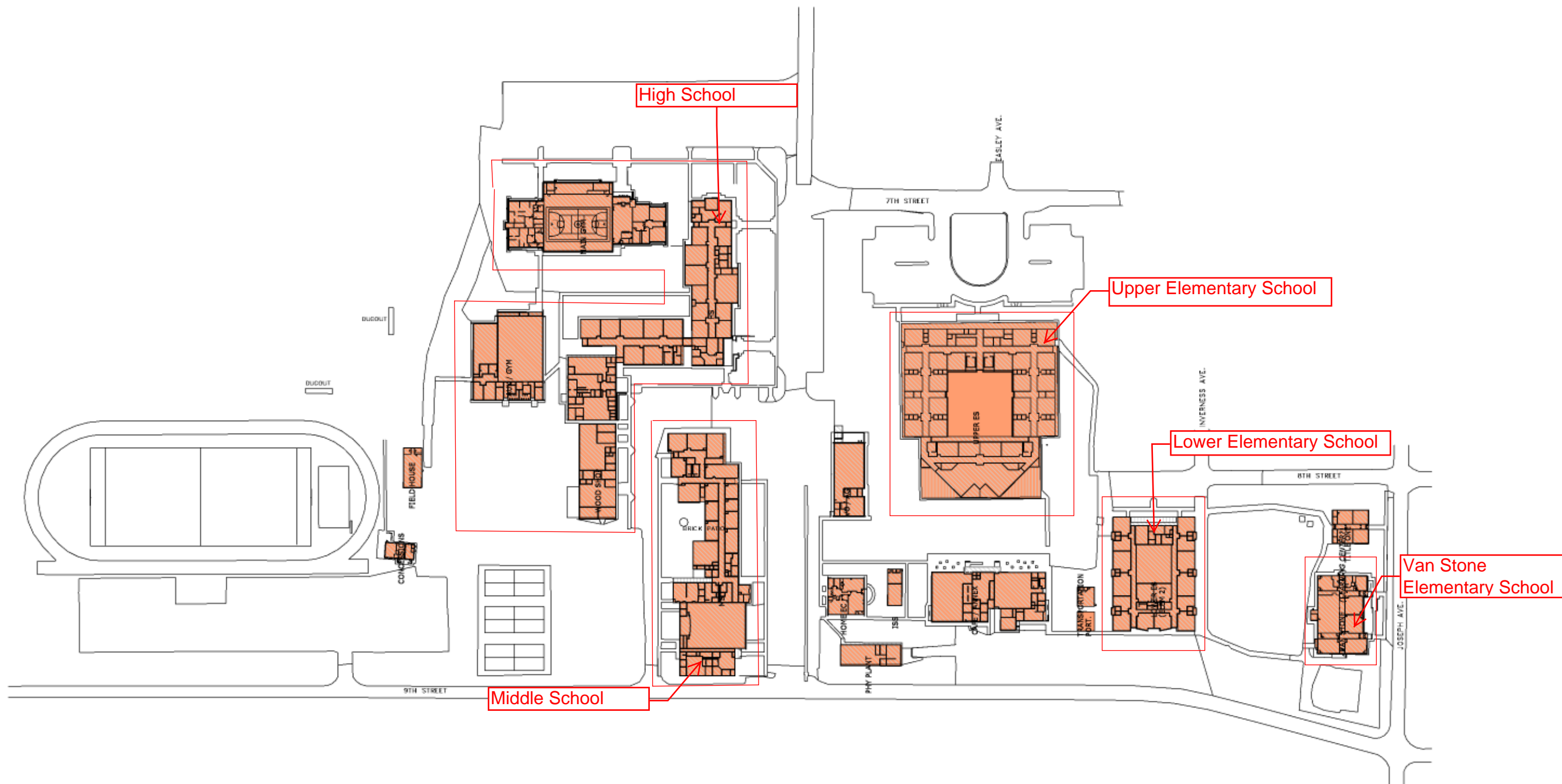
Sincerely,

Audie Brown  
Superintendent

Estancia Municipal Schools Board of Education:

Randol Riley – President, Jesus Lucero – Vice President, Matthew Gutierrez – Secretary,  
Kenneth Lujan – Member, Kendra Otis – Member  
*"Good Schools Make Fine Communities Better"*





# ESTANCIA SCHOOL DISTRICT

## SITE PLAN

1" = 160'-0"

ESTANCIA ELEMENTARY SCHOOL OPTIONS

OPTION 1	2018 PROJECTED ENROLLMENT	MAXIMUM FUNCTIONAL CAPACITY	PSFA RECOMMENDED SF/STUDENT	PSFA RECOMMENDED SF	NEW FACILITY SF	Cost/sf	MACC	Total Project Costs
Renovate Estancia Upper (1-6)	376	414	140	52,640	45,656	\$125	\$5,707,000	\$7,133,750
Demolish Lower Elementary	0	0			23,470	\$12	\$281,640	\$352,050
Renovate Van Stone for Pre-K - K	60	69	196	11,760	10,369	\$200	\$2,073,800	\$2,592,250
Project Total:	436	483	135	58,860	56,025		\$8,062,440	\$10,078,050
PSCOC Participation							\$5,563,084	\$6,953,855
District Participation							\$2,499,356	\$3,124,196
* Subtract 6,500sf from PSFA Recommended sf/student for shared facilities.								
Option 1 keeps 6th grade with Elementary								

OPTION 2	2018 PROJECTED ENROLLMENT	MAXIMUM FUNCTIONAL CAPACITY	PSFA RECOMMENDED SF/STUDENT	PSFA RECOMMENDED SF	NEW FACILITY SF	Cost/sf	MACC	Total Project Costs
Renovate Estancia Upper (1-6)	314	414	150	47,100	45,656	\$125	\$5,707,000	\$7,133,750
Demolish Lower Elementary		0			23,470	\$12	\$281,640	\$352,050
Renovate Van Stone for Pre-K - K	60	69	196	11,760	10,396	\$200	\$2,079,200	\$2,599,000
Elementary SubTotal:	374	483		58,860	56,052		\$8,067,840	\$10,084,800
Add 3 classrooms to Middle School	62	72			3,834	\$225	\$862,650	\$1,078,313
Project Total:					59,886		\$8,930,490	\$11,163,113
PSCOC Participation							\$6,162,038	\$7,702,548
District Participation							\$2,768,452	\$3,460,565
* Subtract 6,500sf from PSFA Recommended sf/student for shared facilities.								
Option 2 moves 6th grade to Middle School								

OPTION 3	2018 PROJECTED ENROLLMENT	MAXIMUM FUNCTIONAL CAPACITY	PSFA RECOMMENDED SF/STUDENT	PSFA RECOMMENDED SF	NEW FACILITY SF	Cost/sf	MACC	Total Project Costs
Renovate Estancia Upper (Pre-K-6)	436	414	137	59,732	45,656	\$125	\$5,707,000	\$7,133,750
Addition to Estancia Upper (4 Clrms & GYM)		60			11,644	\$225	\$2,619,900	\$3,274,875
Demolish Lower Elementary					23,470	\$12	\$281,640	\$352,050
Elementary SubTotal:	436	474		59,732	57,300		\$8,608,540	\$10,760,675
Renovate Van Stone for Admin/Special Ed					10,369	\$200	\$2,073,800	\$2,592,250
Project Total:					67,669		\$10,682,340	\$13,352,925
PSCOC Participation							\$5,939,893	\$7,424,866
District Participation							\$4,742,447	\$5,928,059
* Subtracted 6,500sf from Total Elementary School for shared facilities.								
Option 3 keeps 6th grade with Elementary								
Option 3 adds 4 classrooms for Pre-K and Kindergarten, 2 support rooms and a 2,400sf gym								

Option 1	EXISTING FACILITY SF	NEW SF	REDUCTION IN SF
Estancia Lower Elementary	23,470	0	
Estancia Upper Elemetnary	45,656	45,656	
Van Stone Elementary	10,369	10,369	
TOTAL ELEMENTARY	79,495	56,025	23,470

Option 2	EXISTING FACILITY SF	NEW SF	REDUCTION IN SF
Estancia Lower Elementary	23,470	0	
Estancia Upper Elementary	45,656	45,656	
Addition to Middle School	0	3,834	
Van Stone Elementary	10,369	10,369	
TOTAL ELEMENTARY	79,495	59,859	19,636

Option 3	EXISTING FACILITY SF	NEW SF	REDUCTION IN SF
Estancia Lower Elementary	23,470	0	
Estancia Upper Elementary	45,656	45,656	
Addition to Estancia Elementary	0	11,644	
Van Stone Elementary	10,369	10,369	
TOTAL ELEMENTARY	79,495	67,669	11,826

Estancia Historic and Projected Enrollment

Lower Elementary

Grade Level	2001-02	2002-03	2003-04	2004-05	2005-06	2006-07	2007-08	2008-09	2009-10	2010-11	2011-12	2012-13	2013-14	2014-15	2015-16	2016-17	2017-18	2018-19
PreK											9	7	8	6	7	8	9	8
K	60	68	60	60	67	49	69	61	59	56	50	50	55	52	56	50	55	52
1st Grade	59	73	66	62	52	61	63	58	57	68	57	53	52	58	55	59	53	58
TOTAL	119	141	126	122	119	110	132	119	116	124	116	102	107	110	111	109	108	110

Van Stone

Grade Level	2001-02	2002-03	2003-04	2004-05	2005-06	2006-07	2007-08	2008-09	2009-10	2010-11	2011-12	2012-13	2013-14	2014-15	2015-16	2016-17	2017-18	2018-19
2nd Grade	72	54	80	70	68	50	61	61	61	62	69	63	58	57	64	60	65	58
TOTAL	72	54	80	70	68	50	61	61	61	62	69	63	58	57	64	60	65	58

Upper Elementary

Grade Level	2001-02	2002-03	2003-04	2004-05	2005-06	2006-07	2007-08	2008-09	2009-10	2010-11	2011-12	2012-13	2013-14	2014-15	2015-16	2016-17	2017-18	2018-19
3rd Grade	83	73	57	66	67	72	51	60	59	57	67	71	65	60	59	66	62	67
4th Grade	65	79	70	54	67	65	72	55	61	70	61	68	72	66	60	60	67	63
5th Grade	86	62	74	72	58	64	64	69	56	70	69	62	69	73	67	62	61	68
6th Grade	86	83	60	74	62	57	69	65	70	63	74	70	63	71	75	68	63	62
TOTAL	320	297	261	266	254	258	256	249	246	260	271	272	270	269	261	255	253	260

Estancia Middle School

Grade Level	2001-02	2002-03	2003-04	2004-05	2005-06	2006-07	2007-08	2008-09	2009-10	2010-11	2011-12	2012-13	2013-14	2014-15	2015-16	2016-17	2017-18	2018-19
7th Grade	86	81	78	68	81	68	57	68	64	75	63	76	72	65	73	77	70	65
8th Grade	77	72	74	77	71	75	68	51	72	63	72	62	75	71	64	71	75	69
TOTAL	163	153	152	145	152	143	125	119	136	138	135	138	147	136	137	148	146	133

Estancia High School

Grade Level	2001-02	2002-03	2003-04	2004-05	2005-06	2006-07	2007-08	2008-09	2009-10	2010-11	2011-12	2012-13	2013-14	2014-15	2015-16	2016-17	2017-18	2018-19
9th Grade	74	83	71	84	106	67	77	69	63	62	78	77	66	80	76	69	76	81
10th Grade	73	62	74	71	86	87	66	86	49	54	55	71	71	61	73	70	63	70
11th Grade	42	57	51	73	71	78	93	63	77	52	40	52	67	67	57	69	66	59
12th Grade	60	41	59	57	57	53	58	72	48	57	50	34	44	57	57	49	59	56
TOTAL	249	243	255	285	320	285	294	290	237	225	223	235	248	265	263	256	264	266

Estancia Valley Learning Center

Grade Level	2001-02	2002-03	2003-04	2004-05	2005-06	2006-07	2007-08	2008-09	2009-10	2010-11	2011-12	2012-13	2013-14	2014-15	2015-16	2016-17	2017-18	2018-19
9th Grade						11	22	29	11	9	7	8	8	9	10	10	11	12
10th Grade						32	37	25	13	22	12	8	8	9	10	10	11	12
11th Grade						23	29	16	12	13	12	8	5	6	6	7	7	8
12th Grade						38	47	36	20	14	7	17	12	8	8	9	10	11
TOTAL	0	0	0	0	0	104	135	106	56	58	38	41	34	31	34	37	40	43

Estancia Historic and Projected Enrollment

District Total

Grade Level	2001-02	2002-03	2003-04	2004-05	2005-06	2006-07	2007-08	2008-09	2009-10	2010-11	2011-12	2012-13	2013-14	2014-15	2015-16	2016-17	2017-18	2018-19
Pre-Kindergarten											9							
Kindergarten	60	68	60	60	67	49	69	61	59	56	50	50	55	52	56	50	55	52
1st Grade	59	73	66	62	52	61	63	58	57	68	57	53	52	58	55	59	53	58
2nd Grade	72	54	80	70	68	50	61	61	61	62	69	63	58	57	64	60	65	58
3rd Grade	83	73	57	66	67	72	51	60	59	57	67	71	65	60	59	66	62	67
4th Grade	65	79	70	54	67	65	72	55	61	70	61	68	72	66	60	60	67	63
5th Grade	86	62	74	72	58	64	64	69	56	70	69	62	69	73	67	62	61	68
6th Grade	86	83	60	74	62	57	69	65	70	63	74	70	63	71	75	68	63	62
7th Grade	86	81	78	68	81	68	57	68	64	75	63	76	72	65	73	77	70	65
8th Grade	77	72	74	77	71	75	68	51	72	63	72	62	75	71	64	71	75	69
9th Grade	74	83	71	84	106	78	99	98	74	71	85	85	74	89	86	79	87	93
10th Grade	73	62	74	71	86	119	103	111	62	76	67	79	79	70	83	80	74	82
11th grade	42	57	51	73	71	101	122	79	89	65	52	60	73	73	63	76	73	67
12th Grade	60	41	59	57	57	91	105	108	68	71	57	51	56	65	65	58	69	66
TOTAL	923	888	874	888	913	950	1003	944	852	867	852	850	864	869	869	865	874	870



## STATE OF NEW MEXICO

PUBLIC SCHOOL CAPITAL OUTLAY COUNCIL  
PUBLIC SCHOOL FACILITIES AUTHORITYSUSANA MARTINEZ  
GOVERNORDAVID ABBEY  
PSCOC CHAIRROBERT A. GORRELL  
PSFA DIRECTOR

## PSCOC ADDITIONAL FUNDING REQUEST

DATE: 9/27/12 REQUEST TYPE: ☒ Out-of-cycle ☐ Waiver ☐ Advance ☐ Emergency ☐ Cost Overrun

**NOTE:** Districts must complete and submit the Statement of Financial Position on Page 2. of this Funding Request and be signed by the district bond advisor. **Read INSTRUCTIONS at the end of the application for additional criteria for emergency funding and local match waiver eligibility.** Incomplete applications will be returned to the district and may delay action by the Council.

SCHOOL DISTRICT: West Las Vegas Public Schools

PSCOC PROJECT #: P12-013 (If Emergency, write "Emergency")

PROJECT NAME: WLV Family Partnership MHS

ENROLLMENT: 72

DESIGN CAPACITY: 80

**DESCRIPTION OF REQUEST:** Request continuing Planning & Design award funds to supplement initial Planning award of \$ 60,000. Educational Specifications have been completed and approved and will serve as the basis for the completion of planning and design. Estimated costs for Planning and Design are estimated at 10% of the projects budget.

Line	CURRENT PSCOC AWARD INFORMATION	TOTAL	STATE TO ADEQUACY	DISTRICT TO ADEQUACY
1	Project Costs up to Adequacy (est.)	\$ 60,000.00	\$ 45,600.00	\$ 14,400.00
2	Appropriation Offset	\$ -	\$ (45,600.00)	\$ 45,600.00
3	Waiver ###/###/###	\$ -	\$ -	\$ -
4	Supplemental Award ###/###/###	\$ -	\$ -	\$ -
5	<b>Subtotal Project Costs to Adequacy after Waiver &amp; Offsets:</b>	<b>\$ 60,000.00</b>	<b>\$ -</b>	<b>\$ 60,000.00</b>
6	Above Adequacy Project Costs (est.)	\$ -	\$ -	\$ -
7	Local Match Advance ###/###/###	\$ -	\$ -	\$ -
8	<b>ADJUSTED TOTAL BUDGET (USES)</b>	<b>\$ 60,000.00</b>	<b>\$ -</b>	<b>\$ 60,000.00</b>

Line	ADDITIONAL FUND REQUEST (COST OVERRUN)		
9	Project Cost to Adequacy -estimated	\$ 269,724.00	
10	Current Budget to Adequacy (Line 5)	\$ 60,000.00	
11	<b>Estimated Funding Shortfall (Line 9 - Line 10)</b>	<b>\$ 209,724.00</b>	
		<b>REQUEST</b>	<b>MATCH PERCENTAGE</b>
12	TOTAL ADDITIONAL DISTRICT FUNDS REQUESTED	\$ 50,333.76	24%
13	<b>TOTAL ADDITIONAL STATE FUNDS REQUESTED</b>	<b>\$ 159,390.24</b>	<b>76%</b>

Line	ADDITIONAL FUND REQUEST (WAIVER/ADVANCE/EMERGENCY)
14	Request

School Board President  
(Required)

Date

School District Superintendent  
(Required)

Date

Signatories certify that, to the best of their knowledge, the information contained in the application herein is complete and accurate.

**ADDITIONAL  
INFORMATION:**

--

**PSFA STAFF  
RECOMMENDATION:**

PSFA staff recommends that the PSCOC approve the state funding request totaling \$ 159,390.24 (76%) as requested to complete Planning and Design of this project to adequacy.  
Please note the district has in place their required additional funding amount totaling \$ 50,333.76 (24%) as submitted.

\_\_\_\_\_  
PSFA Regional Manager

\_\_\_\_\_  
Date

  
\_\_\_\_\_  
PSFA Senior Facilities Manager

9/27/2012  
\_\_\_\_\_  
Date

**SUBCOMMITTEE REVIEW DATE:** \_\_\_\_\_

- ☐ **Approve Recommendation**  
☐ **Reject Recommendation**

**COMMENTS:**

--

\_\_\_\_\_  
PSFA Director

\_\_\_\_\_  
Date

\_\_\_\_\_  
PSCOC Awards Subcommittee Chair

\_\_\_\_\_  
Date

**PSCOC REVIEW DATE:** \_\_\_\_\_

- ☐ **Approve Motion**  
☐ **Reject Motion**

**MOTION:**

--

**ACTION:**

--

# WLV Family School

## Conceptual Overall Project Budget



23-Sep-12

% of Total Budget

Construction Costs	Building tenant improvement		
	SF	Cost	
Demolition for T1	12663	\$3.50	\$44,321 0
Demolition for Old FS Build	7373	\$12.00	\$88,476
Building Construction	12663	\$95.00	\$1,202,985
Site Costs and Utilities			\$35,000
General Conditions/Mark-up/Bond	13.5%		\$187,780
Subtotal of Construction Costs (MACC)			\$1,558,562 (1)
NMGRT on Construction Costs	8.0625%		\$125,659
<b>Phase I Construction Costs</b>	<b>\$123.00</b>	<b>\$1,684,221</b>	
<b>Phase I Indirect Costs</b>			
Construction Testing	1.00%		\$15,586 est.
Utility Locating Service***			\$2,000 est.
Asbestos abatement/Radon testing	12663	\$9.00	\$113,967 est.
Asbestos abatement/Radon testing	6103	\$9.00	\$54,927 est.
PSFA Roofing Consultant			\$0 est.
PSFA HVAC Consultant (PAC)			\$0 est.
Survey			\$6,000 est.
Geotechnical Investigation			\$6,000 est.
Phones	0.50%		\$7,793 est.
Technology/Security	1.50%		\$23,378 est.
FFE	3.00%		\$46,757 est.
Permitting	0.30%		\$4,676 est.
Architectural/Engineering Fees	7.75%		\$120,789
As Build Drawings of Tech Center			\$30,000 est.
Printing & Reimbursable costs	0.40%		\$6,234 est.
Subtotal			\$438,106
NMGRT on Indirect Costs	7.00%	of (7)	\$30,667
Total Indirect Cost			\$468,774 (2)
<b>Project Contingency</b>			
Project Contingency	25.0%		\$538,249 (3)
<b>Phase I Total Project Costs</b>	<b>\$212.00</b>	<b>\$2,691,243</b>	(4)
District Match	76%		\$2,045,344
PSFA Match	24%		\$645,898



<b>Dekker/Perich/Sabatini</b>  7601 Jefferson NE, Suite 100 Albuquerque, NM 87109 T 505.761.9700 <a href="http://www.dpsdesign.org">www.dpsdesign.org</a>	<b>West Las Vegas Family Partnership</b> <b>West Las Vegas School District, Las Vegas, New Mexico</b>  <div> DPS Project No. 12-0092.001 <div> Date: 9/21/2012  Status: Budget  Prepared By: DPS </div> </div>					
Item Description	Cost per SF	Labor	Material	Subcontract	Total	Bldg Area 12,663
A10 Foundations	\$0	\$1,600	\$2,367	\$480	\$4,447	
B10 Super Structure	\$1	\$0	\$0	\$7,112	\$7,112	
B20 Exterior Enclosure	\$4	\$0	\$0	\$54,102	\$54,102	
B30 Roofing	\$0	\$132	\$88	\$4,208	\$4,428	
C10 Interior Construction	\$7	\$7,146	\$12,780	\$74,306	\$94,232	
C30 Interior Finishes	\$6	\$0	\$0	\$74,602	\$74,602	
D20 Mechanical (HVAC & Plumbing)	\$28	\$0	\$0	\$354,564	\$354,564	
D50 Electrical	\$24	\$0	\$0	\$303,912	\$303,912	
E10 Equipment	\$12	\$250	\$2,500	\$150,000	\$152,750	
E20 Furnishings	\$12	\$0	\$0	\$155,000	\$155,000	
F10 Special Construction	\$0	\$0	\$0	\$0	\$0	
G10 Site Preparation	\$0	\$0	\$0	\$0	\$0	
G20 Site Improvements	\$13	\$0	\$0	\$161,465	\$161,465	
G30 Site Mechanical Utilities	\$0	\$0	\$0	\$0	\$0	
G40 Site Electrical Utilities	\$0	\$0	\$0	\$0	\$0	
<b>Subtotal</b>	\$108	\$9,128	\$17,735	\$1,339,751	\$1,366,614	
Contractor General Conditions	6.00%				\$81,997	
Contractor Overhead and Profit	6.00%				\$86,917	
Bond	1.50%				\$23,033	
					\$0	
<b>Subtotal (not including NMGR)</b>	\$123	at 12,663 SF			\$1,558,561	
NMGR on Construction (San Miguel County)	8.0625%				\$125,659	
<b>Total (including NMGR)</b>	\$133	at 12,663 SF			\$1,684,220	

## WLVS MAIN CAMPUS SITE PLAN

West Las Vegas Schools  
Comprehensive Five-Year Facilities  
Master Plan 2011-2016

1. MIDDLE SCHOOL - MAIN BUILDING
2. MIDDLE SCHOOL - TECH BUILDING
3. MIDDLE SCHOOL - GYMNASIUM
4. HIGH SCHOOL - MAIN BUILDING
5. HIGH SCHOOL - BAND BUILDING
6. HIGH SCHOOL - GYMNASIUM
7. HIGH SCHOOL - OLD CAFETERIA
8. FAMILY PARTNERSHIP
9. ADMINISTRATION
10. FOOTBALL FIELD/TRACK
11. PARKING

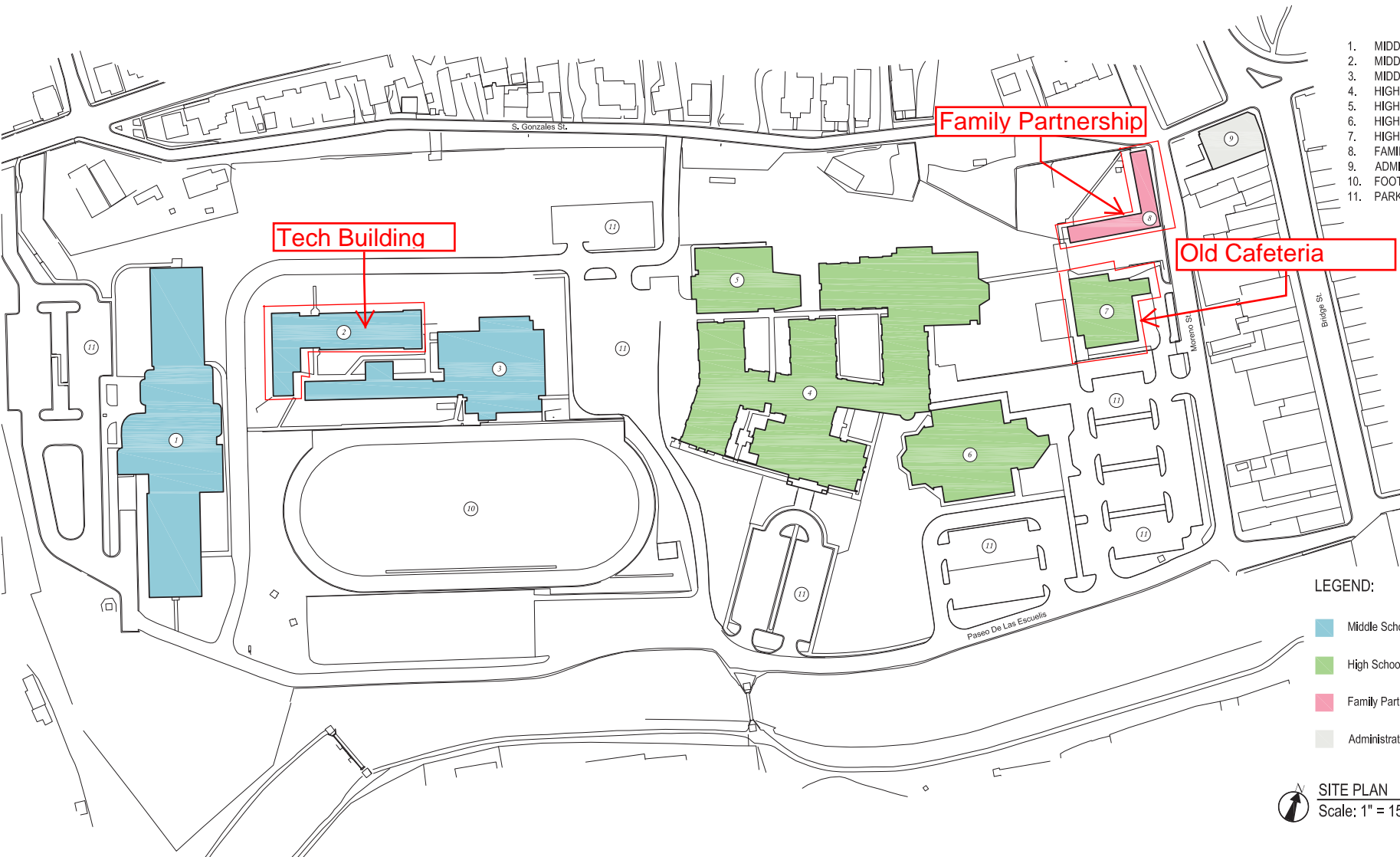
## LEGEND:

- Middle School
- High School
- Family Partnership
- Administration



SITE PLAN

Scale: 1" = 150'



2012 PSCOC Pre-K Classrooms (Round 2)  
Applications received (9/21/2012)

Score	District	School	Description	Current PSCOC Project	Pre- K Prior Award	# of Children Funded FY13	Total Project Cost	Local Match %	State Match %	Local Share	Local Share Pledged	Local Share Reduction	State Match
	Alamogordo	Yucca Elementary	Renovate 2 classrooms	Yes	No	0	\$ 343,626	32%	68%	\$ 109,960	\$ 103,087	\$ 6,873	\$ 233,666
	Albuquerque	Horizon Academy	Construct 1 new classroom and 1 new restroom	No	No	40	\$ 163,490	46%	54%	\$ 75,205	\$ -	\$ 75,205	\$ 88,285
	Deming	Bell Elementary	Renovate 1 existing classroom & 2 restrooms	No	No	20	\$ 10,686	28%	72%	\$ 2,992	\$ 2,885	\$ 107	\$ 7,694
	Farmington	CATE Center	Renovate 2 classrooms and 2 restrooms	No	Yes	100	\$ 543,031	41%	59%	\$ 222,643	\$ 217,213	\$ 5,430	\$ 320,388
	Hatch	Hatch Elementary School	Build 2 new classrooms	No	Yes	40	\$ 641,194	13%	87%	\$ 83,355	\$ 76,943	\$ -	\$ 557,839
	Rio Rancho	Shining Stars Pre-School	Renovate 6 existing classrooms and restrooms (1/2 day program, 480 student capacity)	No	Yes	240	\$ 475,220	41%	59%	\$ 194,840	\$ 200,000	\$ (5,160)	\$ 280,380
TOTALS	6						\$ 2,177,247			\$ 688,995	\$ 600,128	\$ 82,455	\$ 1,488,252

## NMSBVI Funding Requests

District priority	Project description	Award Type	Space Classification		Estimated start	Estimated completion	Estimated Cost	State Share	Local Share	Notes
	<b>Campus Wide Deficiencies Correction</b> Original award for campus wide deficiencies was \$2.3M state share in April 2010. An additional award for 1,748,301(state share) was approved in May 2011. An additional award of \$616,194 (state share) was approved in Nov. 2011 for Planning & Design for the New Educational Building, replacing the WEC classroom building.	DCP	Educational Adequacy	Design	July 2010	Feb. 2012	\$4,664,495.00	\$4,664,495.00	\$0.00	Existing Award/Phase I funding, Planning & Design and Phase II construction funds
				Const.	Mar. 2011	Feb. 2013				
	<b>New Educational Building to replace those in the old Watkins Education Center (WEC) Building</b>	DCP	Educational Adequacy	Design	April 2012	Nov. 2012	\$8,532,101.00	\$616,194.00	\$0.00	Existing Award for planning & design only. Phase II funding request anticipated for Dec. 2012
				Const.	Feb. 2013	May 2014				
2	<b>Critical Infrastructure Site Improvements Phase 1</b> Improvements include sewer replacement, tunnel repair, site utilities and electrical distribution.	Stds.	Educational adequacy	Design	Nov. 2012	July 2013	\$2,972,360.00	\$1,486,180.00	\$1,486,180.00	The school will make a Phase I award request for this project in October 2012.
				Const.	Sept. 2013	June 2014				
3	<b>Health Services and Jack Hall Building Renovation</b> Relocate Health Services to Jack Hall where ES classrooms are located. Move Library to current Heath services building.	Stds.	Educational adequacy	Design	Nov. 2012	July 2013	\$837,519.00	\$418,759.50	\$418,759.50	The school will make a Phase I award request for this project in October 2012.
				Const.	Sept. 2013	Oct. 2014				

\$17,006,475.00 \$7,185,628.50 \$1,904,939.50

1	<b>Watkins Education Center (WEC) Building and Demolition of San Andres Building.</b> Renovation of the old (existing) WEC facility to support administrative/support functions and this will allow the demolition of San Andres building reducing GSF.	Stds.	Support Space	Design	Nov. 2012	June 2012	\$5,594,686.00	\$0.00	\$5,594,686.00	In October, the school will ask the PSCOC to make a recommendation for need of this support space.
				Const.	Sept. 2013	Nov. 2014				
4	<b>Ditzler Auditorium &amp; Central Receiving Renovations</b> Ditzler-Renovation to address deficiencies, function, & building conditions. Inc. restrooms facilities, space conditioning, and ADA upgrades for access. Central Receiving- Upgrades necessary to relocate functions of Instructional Resource Center inc. window replacement, subflooring, repairs to ext. walls & electrical upgrades; including demolition of the Bert Reeves building.	Stds.	Support Space	Design	Sept. 2013	June 2014	\$4,318,086.00	\$2,159,043.00	\$2,159,043.00	In October, the school will ask the PSCOC to make a recommendation for need of this support space.
				Const.	Aug. 2014	Nov. 2015				
2	<b>Site Improvements Phase 2</b> Paving & Landscaping Improvements	Stds.	Educational adequacy	Design	Sept. 2015	Jan. 2016	\$632,272.00	\$316,136.00	\$316,136.00	Future Funding
				Const.	March 2016	Sept. 2017				

## NMSD Funding Requests

Project description	Award Type	Space Classification		Estimated start	Estimated completion	Estimated Cost	State Share	Local Share	Notes
<b>Campus Wide Deficiencies Correction</b> Original DCP funding of 2.5M was approved by PSCOC Jan 2010. 1.5M of this for Dillion Hall Renovation. 1M was left to complete deficiencies for whole campus.	<b>DCP</b>	Educational Adequacy	Design	Aug. 2010	Jan. 2011	\$4,296,446.00	\$4,296,446.00	\$0.00	Existing Award and work is complete
			Const.	Mar. 2011	July 2012				
<b>Site Improvements - Phase 1</b> Cerrillos Road Pedestrian/Vehicle Safety Plan Increase visual communication for school. Work includes exterior signage for vehicles and pedestrian way finding.	<b>DCP</b>	Educational Adequacy	Design	Sept. 2012	March 2013	\$1,800,000.00	\$1,800,000.00	\$0.00	Existing Award for design and contruction
			Const.	May 2013	Sept. 2013				
<b>Dillon Hall - Phase 2</b> Second & Final Phase of major renovations to Dillon Hall. Work includes demolishing the old annex building, a new library & remodeling basement to house school programs.	<b>DCP</b>	Educational Adequacy & Support Space ?	Design	Nov. 2012	July 2013	\$2,800,000.00	\$2,800,000.00	\$0.00	Existing Award for constuction. Future award
			Const.	Sept. 2013	Sept. 2014				
<b>Site Improvements - Phase 2</b> Address numerous site needs & deficiencies including parking lot, security/monitoring infrastructure & monitoring bldg, campus wide emergency warning system, improve water distribution & sewer systems, install security gate, improvements to onsite vehicular and pedestrian circulation. Consolidate library & school museum.	<b>Stds</b>	Educational Adequacy & Support Space	Design	Sept. 2012	June 2013	\$15,000,000.00	\$7,000,000.00	\$8,000,000.00	Existing Award: PSCOC 2012 Award for design 1.4M with \$700K advanced and with an estimated total project cost of 14M and with 7M local share match. Future Recommendation or Award: District wishes \$1M to consolidate the museum (support space) with the library and will bring this project to the PSCOC for recommendation.
			Const.	Aug. 2013	June 2014				

\$23,896,446.00 \$15,896,446.00 \$8,000,000.00



## STATE OF NEW MEXICO

PUBLIC SCHOOL CAPITAL OUTLAY COUNCIL  
PUBLIC SCHOOL FACILITIES AUTHORITYSUSANA MARTINEZ  
GOVERNORDAVID ABBEY  
PSCOC CHAIRROBERT A. GORRELL  
PSFA DIRECTOR

## PSCOC ADDITIONAL FUNDING REQUEST

DATE: 9/27/12 REQUEST TYPE: ☒ Out-of-cycle ☐ Waiver ☒ Advance ☐ Emergency ☐ Cost Overrun

**NOTE:** Districts must complete and submit the Statement of Financial Position on Page 2. of this Funding Request and be signed by the district bond advisor. **Read INSTRUCTIONS at the end of the application for additional criteria for emergency funding and local match waiver eligibility.** Incomplete applications will be returned to the district and may delay action by the Council.

SCHOOL DISTRICT: NMSBVI

PSCOC PROJECT #: (If Emergency, write "Emergency")

PROJECT NAME: Critical Infrastructure Site Improvements Phase 1

ENROLLMENT: N/A

DESIGN CAPACITY: N/A

**DESCRIPTION OF REQUEST:** Funding request is for planning and design services for Critical Site Improvements (Phase 1) which involves replacement of entire campus cast iron sewer line systems; insulation of heating lines in tunnels; repair of conditions of underground tunnels; improvements of existing site utilities; electrical distribution upgrades throughout the campus; and asbestos abatement as required.

Line	CURRENT PSCOC AWARD INFORMATION	TOTAL	STATE TO ADEQUACY	DISTRICT TO ADEQUACY
1	Project Costs up to Adequacy (est.)			
2	Appropriation Offset			
3	Waiver ###/###/###			
4	Supplemental Award ###/###/###			
5	Subtotal Project Costs to Adequacy after Waiver & Offsets:			
6	Above Adequacy Project Costs (est.)			
7	Local Match Advance ###/###/###			
8	ADJUSTED TOTAL BUDGET (USES)			

Line	FUND REQUEST		
9	Project Cost to Adequacy -estimated	\$ 297,236.00	
10	Current Budget to Adequacy (Line 5)	\$ -	
11	Estimated Funding Shortfall (Line 9 - Line 10)	\$ 297,236.00	
		REQUEST	MATCH PERCENTAGE
12	TOTAL DISTRICT FUNDS REQUESTED	\$ -	0%
13	TOTAL STATE FUNDS REQUESTED	\$ 148,618.00	50%

Line	ADDITIONAL FUND REQUEST (WAIVER/ADVANCE/EMERGENCY)		
14	Request	\$ 148,618.00	Advance-NMSD Legislative Request 2013

School Board President  
(Required)

Date

School District Superintendent  
(Required)

Date

Signatories certify that, to the best of their knowledge, the information contained in the application herein is complete and accurate.



**ADDITIONAL  
INFORMATION:**

--

**PSFA STAFF  
RECOMMENDATION:**

PSFA recommends that the state funds totaling \$ 297,236 (100%) be approved so that Phase 1 planning and design may be completed to adequacy based on an estimate project cost of \$2,972,360.00.

--

\_\_\_\_\_  
PSFA Regional Manager

\_\_\_\_\_  
Date

\_\_\_\_\_  
PSFA Senior Facilities Manager

\_\_\_\_\_  
Date

**SUBCOMMITTEE REVIEW DATE:** \_\_\_\_\_

- ☐ **Approve Recommendation**
- ☐ **Reject Recommendation**

**COMMENTS:**

--

\_\_\_\_\_  
PSFA Director

\_\_\_\_\_  
Date

\_\_\_\_\_  
PSCOC Awards Subcommittee Chair

\_\_\_\_\_  
Date

**PSCOC REVIEW DATE:** \_\_\_\_\_

- ☐ **Approve Motion**
- ☐ **Reject Motion**

**MOTION:**

--

**ACTION:**

--



STATE OF NEW MEXICO  
PUBLIC SCHOOL CAPITAL OUTLAY COUNCIL  
PUBLIC SCHOOL FACILITIES AUTHORITY

SUSANA MARTINEZ  
GOVERNOR

DAVID ABBEY  
PSCOC CHAIR

ROBERT A. GORRELL  
PSFA DIRECTOR

## PSCOC ADDITIONAL FUNDING REQUEST

DATE: 9/27/12 REQUEST TYPE: ☒ Out-of-cycle ☐ Waiver ☐ Advance ☐ Emergency ☐ Cost Overrun

**NOTE:** Districts must complete and submit the Statement of Financial Position on Page 2. of this Funding Request and be signed by the district bond advisor. **Read INSTRUCTIONS at the end of the application for additional criteria for emergency funding and local match waiver eligibility.** Incomplete applications will be returned to the district and may delay action by the Council.

SCHOOL DISTRICT: NMSBVI

PSCOC PROJECT #: \_\_\_\_\_ (If Emergency, write "Emergency")

PROJECT NAME: Health Services and Jack Hall Building Renovation

ENROLLMENT: N/A

DESIGN CAPACITY: N/A

**DESCRIPTION OF REQUEST:** Funding request is for planning and design for Health Services (Historical Building) - The sewer line replacement can be addressed through the Critical Site Improvements Project; other critical deficiencies to make this building fully functional will include electrical upgrades and NEC violation corrections; sustainability measures; ADA compliance requirements; foundation protection; interior modifications to convert for library space and meet historical preservation mandate; window replacement to meet historical preservation mandates, and asbestos abatement as required.  
Jack Hall Building - Minor interior modifications to the southwest wing of the Jack Hall building to accommodate floor plans needs of the Health Service staff.

Line	CURRENT PSCOC AWARD INFORMATION	TOTAL	STATE TO ADEQUACY	DISTRICT TO ADEQUACY
1	Project Costs up to Adequacy (est.)			
2	Appropriation Offset			
3	Waiver ###/###/###			
4	Supplemental Award ###/###/###			
5	Subtotal Project Costs to Adequacy after Waiver & Offsets:			
6	Above Adequacy Project Costs (est.)			
7	Local Match Advance ###/###/###			
8	ADJUSTED TOTAL BUDGET (USES)			

Line	FUND REQUEST		
9	Project Cost to Adequacy -estimated	\$ 83,752	
10	Current Budget to Adequacy (Line 5)	\$ -	
11	Estimated Funding Shortfall (Line 9 - Line 10)	\$ 83,752	
		REQUEST	MATCH PERCENTAGE
12	TOTAL DISTRICT FUNDS REQUESTED	\$ -	0%
13	TOTAL STATE FUNDS REQUESTED	\$ 41,876	50%

Line	ADDITIONAL FUND REQUEST (WAIVER/ADVANCE/EMERGENCY)		
14	Request	\$ 41,876	Advance-NMSD legislative Request 2013

School Board President  
(Required)

Date

School District Superintendent  
(Required)

Date

Signatories certify that, to the best of their knowledge, the information contained in the application herein is complete and accurate.

**ADDITIONAL  
INFORMATION:**

--

**PSFA STAFF  
RECOMMENDATION:**

PSFA recommends that the state funds totaling \$ 83,752.00 (100%) be approved so that Phase 1 planning and design may be completed to adequacy based on an estimate project cost of \$ 837,519.00.
--

\_\_\_\_\_  
PSFA Regional Manager

\_\_\_\_\_  
Date

\_\_\_\_\_  
PSFA Senior Facilities Manager

\_\_\_\_\_  
Date

**SUBCOMMITTEE REVIEW DATE:** \_\_\_\_\_

- ☐ **Approve Recommendation**
- ☐ **Reject Recommendation**

**COMMENTS:**

--

\_\_\_\_\_  
PSFA Director

\_\_\_\_\_  
Date

\_\_\_\_\_  
PSCOC Awards Subcommittee Chair

\_\_\_\_\_  
Date

**PSCOC REVIEW DATE:** \_\_\_\_\_

- ☐ **Approve Motion**
- ☐ **Reject Motion**

**MOTION:**

--

**ACTION:**

--

# TAB 3

## **SUBCOMMITTEE REPORTS:**

### **b. Administration, Maintenance & Standards Subcommittee**

- **Las Vegas City Schools/Sierra Vista ES – Appeal of Revised NMCI Ranking**
- **2013-2014 Standards-Based Capital Outlay Award Cycle**
  - *2013-2014 Draft NMCI Ranking*
  - *2013-2014 Proposed Workplan/Timeline*
- **Adequacy Planning Guide-GSF Reduction**

**State of New Mexico  
Public School Facilities Authority**



Robert A. Gorrell, Director  
Tim Berry, Deputy Director

**Santa Fe Office**  
2019 Galisteo, Suite B-1  
Santa Fe, NM 87505  
(505) 988-5989  
(505) 988-5933 (Fax)

**Albuquerque Field Office**  
1312 Basehart Drive, SE  
Suite 200  
Albuquerque, NM 87106  
(505) 843-6272  
(505) 843-9681 (Fax)

Website: [www.nmpsfa.org](http://www.nmpsfa.org)

**MEMORANDUM**

**To:** Robert Gorrell, Director

**From:** Martica Casias, Planning & Design Manager

**Date:** July 17, 2012

**RE:** Las Vegas City, Sierra Vista Elementary School

---

As a result of a Public School Facilities Authority (PSFA) site visit to Sierra Vista Elementary School located in City of Las Vegas, New Mexico, the Public School Capital Outlay Council (PSCOC) directed PSFA to re-assess the School. PSFA's assessor reassessed the school on July 2, 2012 accompanied by David Martinez Director of Maintenance and Transportation and two of his staff.

The reassessment of this facility indicated that several capital repairs had been done on the campus. As a result, these repairs caused the facilities to drop in the ranking. The 2012-2013 ranking for the school was 86, the reassessment caused the facility to rank at approximately 157.

Below I have itemized the noted repairs that were part of the reassessment.

- ❖ Replacement of water stained and damaged ceiling tiles, along with repair of drywall
- ❖ North exterior wall, which is below grade, sealed to prevent water from seeping into the building
- ❖ Two new circulation pumps
- ❖ New HAVC unit
- ❖ One new HVAC unit being installed
- ❖ Roof leaks repaired with new TPO roof
- ❖ Two new pumps and new water heater installed in mechanical room
- ❖ Classrooms and hallways painted during summer break

❖ New gas line installed in cafeteria area

There are other maintenance items that need to be repaired at the site. We encourage the district to work with PSFA Maintenance Staff to identify these items and address all maintenance needs. We recommend that you refer to the Facilities Maintenance Assessment report that was conducted during the site visit and address the major and minor findings. If you need assistance with these items please contact Les Martinez, Operations and Support Manager, PSFA.

If you have any questions or concerns please contact Mr. Robert Gorrell, PSFA.



# Las Vegas City Schools

901 Douglas Avenue  
Las Vegas, New Mexico 87701



[505] 454-5700 / [505] 454-6965

---

October 1, 2012

Mr. Robert A. Gorrell, Director  
Public School Facilities Authority  
2019 Galisteo, Ste. B-1  
Santa Fe, NM 87505

Dear Mr. Gorrell,

Please consider this correspondence as a letter of repeal of our protest and request for reconsideration of the recent ranking reassessment of the facilities at Sierra Vista Elementary.

I met with Ms. Casias, Ms. Ivashkova, and Mr. Chris Aguilar from the PSFA on the afternoon of September 25<sup>th</sup>, and we discussed at length the process for ranking schools, various factors in our particular case, and have decided to forego the applicant process for the latest funding cycle. We have scheduled site visits for some of our schools for which we will request amended ranking assessment.

I thank you for your courteous attention to this situation and commend the aforementioned staff for their time, efforts, and support they have shown to my district.

I send my apologies for the tardiness of the notification, however my meeting with the PSFA clarified many concerns, and I feel confident we will have a positive and productive relationship.

Sincerely,



Sheryl McNellis-Martinez  
Superintendent

Cc: Irina Ivashkova, NM PSFA  
Paul Aguilar, NM PED  
Les Martinez, NM PSFA

2013-2014 wNMCI **DRAFT** Ranking, Sorted by Rank

Rank	District	School Name	Gross Area (Sq. Ft.)	Weighted NMCI
06-07-18	West Las Vegas	Union Street ES	14,580	97.22%
06-07-24	Deming	Deming HS	180,000	92.48%
06-07-50	Gadsden	Gadsden HS	277,268	73.90%
07-08-25	West Las Vegas	West Las Vegas Family Partnership	6,318	76.60%
08-09-02	Questa-Charter	Roots & Wings Community Charter	4,119	112.50%
08-09-29	Clovis	James Bickley ES	39,383	75.53%
08-09-92	Raton	New Combined Elementary School		55.34%
09-10-39	Eunice	Caton MS	74,332	53.42%
10-11-03	Gallup McKinley	Juan de Onate ES	43,291	88.20%
10-11-07	Gallup McKinley	Washington ES	43,512	74.84%
10-11-10	Roswell	Valley View ES	36,050	69.57%
10-11-11	Cobre	Bayard ES	55,240	68.50%
10-11-16	Gallup McKinley	Church Rock Academy ES	38,202	63.49%
10-11-17	Gallup McKinley	Thoreau ES	48,006	62.93%
10-11-20	Los Alamos	Aspen ES	49,559	59.71%
10-11-23	Gallup McKinley	Jefferson ES	39,299	58.10%
10-11-27	Las Cruces	Las Cruces HS	302,474	57.26%
10-11-32	Alamogordo	Yucca ES	55,212	56.05%
10-11-32	Alamogordo	New Elementary School		56.05%
10-11-33	Roswell	Berrendo ES	51,055	55.73%
10-11-36	Gallup McKinley	Lincoln ES	36,513	54.17%
10-11-37	Roswell	Military Heights ES	40,324	52.99%
10-11-48	Roswell	El Capitan ES	43,478	48.38%
10-11-57	Gallup McKinley	Roosevelt ES	33,527	45.22%
11-12-10	Socorro	San Antonio ES	14,875	81.45%
11-12-22	Belen	Family Alternative School	4,450	70.26%
11-12-30	Bernalillo	Bernalillo HS	234,905	66.34%
11-12-34	Espanola	E. T. S Fairview ES	50,492	64.11%
11-12-36	T or C	Truth or Consequences ES	53,264	63.45%
11-12-37	Santa Rosa	Rita Marquez / Anton Chico	26,993	63.15%
11-12-48	Estancia	Estancia MS	35,986	59.50%
11-12-52	Albuquerque	Douglas MacArthur ES	44,441	57.77%
11-12-56	Albuquerque	Chaparral ES	89,125	56.91%
11-12-59	Albuquerque	McKinley MS	100,710	56.01%
11-12-60	Espanola	Velarde ES	25,206	55.94%
12-13-01	NMSD Santa Fe Campus	Site	262,052	134.00%
12-13-09	Capitan	Capitan HS	78,298	74.61%
12-13-16	Capitan	Capitan ES	38,844	61.32%
12-13-33	Espanola	Los Ninos Kindergarten	23,388	55.76%
12-13-37	Gadsden	Desert View ES	52,854	43.42%
12-13-41	Zuni	Dowa Yalanne ES	63,189	33.31%
12-13-46	Zuni	A:Shiwi ES	57,489	42.82%
12-13-47	Bernalillo	Santo Domingo ES/MS	78,213	44.88%
12-13-52	Central Consolidated	Naschitti ES	33,665	42.92%
12-13-61	Farmington	Farmington HS	255,413	40.66%

2013-2014 wNMCI **DRAFT** Ranking, Sorted by Rank

12-13-91	Albuquerque	Sandia HS	331,463	34.97%
12-13-99	West Las Vegas	West Las Vegas MS	71,886	35.03%
Schools with "XX-XX-XX" rankings are projects that received partial funding through a previous standards-based award. The rank is formatted by award year followed by the rank from that award cycle. These projects may be eligible for additional phase funding upon submission of an application in current or future award cycles.				
1	Lordsburg	Central ES	32,594	90.81%
2	Deming	Deming Intermediate School	80,043	84.78%
3	Espanola-Charter	Carinos Charter School	55,924	80.72%
4	Taos	Chrysalis Alternative School	7,440	80.10%
5	Roswell	Del Norte ES	48,165	78.31%
6	Albuquerque-Charter	Mountain Mahogany Community	8,736	78.26%
7	NMSBVI Alamogordo Campus	Gymnasium (1952)	14,378	77.11%
8	NMSBVI Alamogordo Campus	Site	180,521	74.72%
9	Reserve	Glenwood ES	5,841	71.81%
10	NMSBVI Alamogordo Campus	Health Services (1933)	3,220	70.33%
11	Alamogordo	Oregon ES	35,727	69.92%
12	Central Consolidated	Grace B. Wilson ES	53,816	67.53%
13	Albuquerque	Valle Vista ES	63,157	67.04%
14	Alamogordo	High Rolls Mountain Park ES	12,354	63.34%
15	Carlsbad	Sunset ES	37,817	62.25%
16	Lordsburg	Southside ES	17,674	62.00%
17	Roswell	Mesa MS	80,242	61.53%
18	Mesa Vista	Ojo Caliente ES	22,278	60.45%
19	Reserve	Reserve Combined School	90,992	59.02%
20	Albuquerque	Hubert Humphrey ES	59,698	57.66%
21	Santa Fe-Charter	Tierra Encantada Charter School	28,000	57.43%
22	Grants Cibola	Los Alamos MS	74,458	57.40%
23	Albuquerque	Inez ES	60,078	56.24%
24	NMSD Santa Fe Campus	Bldg 12-Health Center	6,154	55.27%
25	Tatum	Tatum ES	36,745	55.06%
26	Gallup McKinley	Thoreau HS	120,259	54.14%
27	Albuquerque	Monte Vista ES	62,325	53.73%
28	Roswell	Parkview Early Literacy Center	27,796	53.41%
29	Albuquerque	Bellehaven ES	51,904	52.77%
30	Clovis	Highland ES	48,361	52.49%
31	Albuquerque	Zuni ES	62,281	51.05%
32	Central Consolidated	Ruth N. Bond ES	73,620	50.87%
33	Taos	Ranchos de Taos ES	55,851	50.78%
34	Albuquerque	Marie M. Hughes ES	69,922	50.63%
35	Albuquerque	Taylor MS	108,601	50.43%
36	Roswell	Nancy Lopez ES	32,462	50.24%
37	Clayton	Clayton HS	95,399	49.08%
38	Clovis	Cameo ES	49,919	48.44%
39	Hobbs	Broadmoor ES	31,682	48.41%
40	Carlsbad	Joe Stanley Smith ES	36,879	47.57%
41	Roswell	Washington Avenue ES	38,950	46.71%
42	Central Consolidated	Newcomb HS	102,089	46.27%

2013-2014 wNMCI **DRAFT** Ranking, Sorted by Rank

43	Jemez Valley-Charter	San Diego Riverside Charter School	18,816	46.26%
44	Silver - State Chartered Schools	Aldo Leopold Charter	10,800	46.09%
45	Carlsbad	Pate ES	32,969	45.61%
46	Albuquerque	Arroyo Del Oso ES	50,760	45.35%
47	Animas	Animas MS/HS	82,237	45.07%
48	Animas	Animas ES	24,376	44.87%
49	Los Alamos	Barranca Mesa ES	61,871	44.79%
50	Gallup McKinley	Ramah ES	29,354	44.13%
51	Lordsburg	Lordsburg HS	89,920	43.71%
52	Lovington	Yarbro ES	55,254	43.43%
53	Eunice	Eunice HS	118,995	43.28%
54	NMSD Santa Fe Campus	Cartwright Hall	22,457	43.23%
55	Albuquerque	Eubank ES	64,462	43.19%
56	Gallup McKinley	Crownpoint HS	99,209	43.18%
57	Clovis	Parkview ES	48,642	41.97%
58	Farmington	Northeast ES	46,365	41.92%
59	Las Cruces-Charter	La Academia Dolores Huerta Charter	12,400	41.49%
60	Quemado	Datil ES	10,964	41.45%
61	Roswell	Mountain View MS	65,802	41.14%
62	Albuquerque	Alamosa ES	76,255	40.60%
63	Espanola	Espanola Valley HS	178,046	40.32%
64	Silver	Jose Barrios ES	41,272	39.66%
65	Albuquerque	Mission Avenue ES	56,678	39.64%
66	Central Consolidated	Newcomb ES	69,657	39.59%
67	Albuquerque	Duranes ES	54,919	39.40%
68	Albuquerque	Eugene Field ES	56,860	39.35%
69	Santa Fe	Acequia Madre ES	20,492	38.97%
70	Roswell	Roswell HS	247,004	38.65%
71	NMSBVI Alamogordo Campus	Sacramento Dormitory (1968)	16,053	38.58%
72	Albuquerque	Collet Park ES	42,459	38.53%
73	Belen	Rio Grande ES	44,163	38.40%
74	Gadsden	Chaparral ES	81,755	38.23%
75	Albuquerque	Painted Sky ES	98,646	37.89%
76	Albuquerque	Sierra Vista ES	82,936	37.78%
77	Gallup McKinley	Red Rock ES	51,436	37.42%
78	Floyd	Floyd Combined School	94,941	37.37%
79	Raton	Kearny ES	25,952	37.37%
80	Carlsbad	Alta Vista MS	121,861	37.31%
81	Albuquerque	Atrisco ES	65,406	37.16%
82	Hobbs	Highland Junior HS	122,931	37.06%
83	Los Alamos	Pinon ES	57,520	37.03%
84	Central Consolidated	Tse'bit'ai MS	103,204	36.87%
85	Silver	Harrison H. Schmitt ES	59,416	36.85%
86	NMSBVI Alamogordo Campus	Recreation/Ditzler Auditorium (1930)	19,026	36.68%
87	Espanola	Abiquiu ES	25,377	36.24%
88	Los Alamos	Chamisa ES	47,894	36.23%
89	Tatum	Tatum Jr./Sr. HS	114,253	36.13%

2013-2014 wNMCI **DRAFT** Ranking, Sorted by Rank

90	Clovis	Yucca Junior HS	126,769	35.60%
91	Albuquerque	Jimmy Carter MS	174,319	35.51%
92	Albuquerque	Sunset View ES	83,304	34.98%
93	Albuquerque	Edmund G. Ross ES	65,349	34.73%
94	Farmington	Hermosa MS	93,788	34.59%
95	Artesia	Zia Intermediate	111,518	34.39%
96	Albuquerque	Zia ES	69,068	34.06%
97	NMSBVI Alamogordo Campus	Wanda Raney Life Skills Center (1959)	10,574	33.96%
98	Las Cruces	Fairacres ES	45,824	33.91%
99	Albuquerque	Pajarito ES	71,183	33.85%
100	Albuquerque	Carlos Rey ES	70,072	33.78%
101	Las Cruces	White Sands ES/MS	56,693	33.72%
102	Grants Cibola	Bluewater ES	20,444	33.67%
103	Estancia	Estancia Combined ES	81,283	33.64%
104	Albuquerque	Mitchell ES	59,606	33.45%
105	NMSD Santa Fe Campus	Bldg 09-Delgado Hall	11,945	33.35%
106	Clayton	Alvis ES	33,406	33.20%
107	NMSBVI Alamogordo Campus	Garret Dormitory (1964)	14,145	33.14%
108	Santa Fe	Kearny ES	55,150	32.95%
109	Mountainair	Mountainair Jr./Sr. HS	70,744	32.78%
110	Lovington	Jefferson ES	43,841	32.78%
111	Las Cruces	Desert Hills ES	76,726	32.78%
112	Albuquerque	Kirtland ES	53,298	32.75%
113	ABQ-State Chartered	La Promesa Early Learning Charter	25,600	32.63%
114	Las Cruces	MacArthur ES	46,241	32.48%
115	Albuquerque	Wherry ES	82,298	32.37%
116	Gallup McKinley	Stagecoach ES	57,478	31.98%
117	Central Consolidated	Kirtland Central HS	208,300	31.97%
118	Santa Rosa	Santa Rosa HS	107,788	31.95%
119	Albuquerque	Apache ES	60,071	31.84%
120	T or C	Sierra ES	24,044	31.65%
121	Santa Fe	Francis X. Nava ES	34,395	31.57%
122	Albuquerque	Comanche ES	49,356	31.41%
123	Santa Fe	Wood-Gormley ES	31,741	31.38%
124	Carlsbad	Riverside ES	35,302	31.32%
125	Albuquerque	Los Padillas ES	51,354	31.32%
126	Melrose	Melrose Combined School	113,040	31.29%
127	Albuquerque	Whittier ES	69,030	31.15%
128	Espanola	Hernandez ES	37,057	31.08%
129	Albuquerque	Mountain View ES	52,183	30.98%
130	Albuquerque	Chamiza ES	70,179	30.91%
131	Albuquerque	Wilson MS	94,841	30.49%
132	Albuquerque	Jackson MS	88,993	30.31%
133	Los Lunas	Peralta ES	48,554	30.29%
134	Cimarron	Eagle Nest ES/MS	54,950	30.16%
135	Albuquerque	Osuna ES	98,398	30.15%
136	Tularosa	Tularosa MS	64,142	30.03%



2013-2014 wNMCI **DRAFT** Ranking, Sorted by Rank

137	Albuquerque	Emerson ES	94,678	29.98%
138	Belen	Jaramillo ES	51,691	29.94%
139	Cimarron	Cimarron HS	50,737	29.93%
140	Las Vegas City	Sierra Vista ES	50,547	29.88%
141	Santa Rosa	Santa Rosa ES	56,739	29.82%
142	Albuquerque-Charter	Los Puentes Charter School	10,638	29.76%
143	Farmington	Country Club ES	63,644	29.52%
144	Albuquerque	Kit Carson ES	76,144	29.49%
145	Albuquerque	La Cueva HS	387,921	29.47%
146	Espanola	Chimayo ES	36,047	29.39%
147	Albuquerque	Truman MS	190,905	29.38%
148	Albuquerque	Madison MS	129,662	29.32%
149	Albuquerque	Hodgin ES	78,399	29.27%
150	Las Cruces	Onate HS	281,096	29.18%
151	Dexter	Dexter ES	80,092	29.12%
152	Hobbs	Taylor ES	38,130	29.12%
153	Artesia	Roselawn ES	40,972	29.07%
154	Albuquerque	Garfield MS	100,688	29.05%
155	Clovis	Ranchvale ES	49,321	28.98%
156	Las Cruces	Mesilla Park ES	62,964	28.97%
157	Albuquerque	Cleveland MS	113,030	28.96%
158	Albuquerque	McCullum ES	56,441	28.90%
159	Albuquerque	Eldorado HS	381,206	28.88%
160	Roswell	Goddard HS	237,394	28.87%
161	Albuquerque	Governor Bent ES	64,036	28.86%
162	Las Vegas City	Robertson HS	230,351	28.79%
163	Albuquerque	Hoover MS	115,323	28.67%
164	Pojoaque Valley	Pojoaque MS	90,237	28.64%
165	Albuquerque	Highland HS	352,245	28.51%
166	Albuquerque	Lavaland ES	61,091	28.41%
167	Portales	Portales Jr HS	91,737	28.34%
168	Albuquerque	Reginald Chavez ES	46,926	28.32%
169	Albuquerque	Armijo ES	59,513	28.16%
170	Alamogordo	Sacramento ES	52,385	28.12%
171	Albuquerque	Washington MS	99,198	28.09%
172	Gadsden	Santa Teresa MS	132,268	28.07%
173	Alamogordo	Chaparral MS	117,335	27.90%
174	Hobbs	College Lane ES	60,544	27.82%
175	Farmington	Mesa Verde ES	50,571	27.81%
176	Albuquerque	Montezuma ES	62,974	27.80%
177	Las Cruces	Lynn MS	114,988	27.73%
178	Central Consolidated	Kirtland ES	89,029	27.70%
179	Carlsbad	Puckett ES	25,969	27.63%
180	Central Consolidated	Shiprock HS	217,812	27.63%
181	Lake Arthur	Lake Arthur Combined School	105,170	27.52%
182	Alamogordo	North Elem ES	58,594	27.48%
183	Albuquerque	School on Wheels Alternative School	20,290	27.36%

2013-2014 wNMCI **DRAFT** Ranking, Sorted by Rank

184	Santa Fe	Cesar Chavez ES	64,315	27.23%
185	Carlsbad	Craft ES	36,770	27.23%
186	NM School for the Deaf	NMSD Santa Fe Campus	262,052	27.22%
187	Silver	Sixth Street ES	33,618	27.17%
188	Albuquerque-Charter	Montessori of the Rio Grande Charter	21,014	27.04%
189	Las Vegas City	Paul D. Henry ES	32,591	27.02%
190	Artesia	Penasco ES	5,858	27.01%
191	Mosquero	Mosquero Combined School	43,500	26.99%
192	Capitan	Capitan MS	14,021	26.87%
193	Albuquerque	La Mesa ES	85,779	26.86%
194	Albuquerque	Roosevelt MS	121,362	26.71%
195	NMSD Santa Fe Campus	Bldg 15-Larson Gym	13,638	26.55%
196	Albuquerque	Dolores Gonzales ES	46,492	26.55%
197	Hobbs	Southern Heights ES	49,775	26.50%
198	Ruidoso	Ruidoso HS	170,054	26.38%
199	Las Cruces	Picacho MS	125,599	26.35%
200	Albuquerque	Sandia Base ES	51,962	26.34%
201	Jal	Jal Jr./Sr. HS	121,227	26.32%
202	Cimarron	Cimarron ES/MS	52,083	26.23%
203	Carlsbad	Early Childhood Education Center	52,126	26.18%
204	Farmington	McCormick ES	56,546	26.05%
205	Grants Cibola	Mount Taylor ES	67,354	26.02%
206	Alamogordo	Holloman Intermediate	38,857	25.97%
207	Farmington	Ladera Del Norte ES	58,317	25.96%
208	Mountainair	Mountainair ES	42,684	25.95%
209	Gadsden	Riverside ES	66,148	25.93%
210	Las Cruces	Hillrise ES	56,080	25.92%
211	Albuquerque	Ernie Pyle MS	122,554	25.89%
212	Bloomfield	Central Primary School	90,897	25.87%
213	T or C	Truth or Consequences MS	66,460	25.79%
214	Las Cruces	Zia MS	116,516	25.79%
215	Carlsbad	Hillcrest ES	38,920	25.78%
216	Las Cruces	Jornada ES	53,406	25.77%
217	Albuquerque	Kennedy MS	99,715	25.75%
218	Las Cruces	Vista MS	96,550	25.72%
219	Bloomfield	Mesa Alta Junior HS	117,090	25.61%
220	Santa Fe	Edward Ortiz MS	107,000	25.45%
221	House	House Combined School	50,021	25.40%
222	Albuquerque	Griegos ES	45,514	25.39%
223	Gadsden	La Union ES	58,910	25.36%
224	Las Cruces	Alameda ES	52,277	25.36%
225	Moriarty / Edgewood	Moriarty HS	254,012	25.35%
226	Artesia	Hermosa ES	46,120	25.34%
227	Hobbs	Jefferson ES	42,906	25.31%
228	Las Cruces	Dona Ana ES	69,458	25.30%
229	Wagon Mound	Wagon Mound Combined	64,713	25.25%
230	Raton	Raton MS	54,773	25.25%

2013-2014 wNMCI **DRAFT** Ranking, Sorted by Rank

231	Carlsbad	Monterrey ES	40,550	25.16%
232	Mesa Vista	Mesa Vista MS/HS	71,460	25.13%
233	Albuquerque	La Luz ES	58,329	25.13%
234	Santa Fe	E. J. Martinez ES	41,078	25.07%
235	Gadsden	Mesquite ES	74,760	25.05%
236	Las Cruces	Mesilla ES	46,505	25.05%
237	Artesia	Central ES	19,892	25.04%
238	Clovis	Clovis HS	364,100	25.02%
239	Clovis	Zia ES	62,218	24.90%
240	Santa Fe	Capital HS	183,031	24.85%
241	Albuquerque	Mark Twain ES	33,013	24.79%
242	Hobbs	Booker T. Washington ES	48,092	24.67%
243	Gadsden	Sunland Park ES	57,584	24.55%
244	Alamogordo	La Luz ES	47,087	24.49%
245	Cobre	San Lorenzo ES	20,000	24.46%
246	Albuquerque	Van Buren MS	84,128	24.45%
247	Taos	Taos HS	212,569	24.34%
248	Moriarty / Edgewood	Moriarty ES	65,435	24.29%
249	Albuquerque-Charter	Twenty-First Century Public Academy	20,120	24.25%
250	Albuquerque	Alvarado ES	53,887	24.16%
251	Artesia	Yucca ES	33,839	24.14%
252	Clayton	Clayton Junior HS	34,800	24.14%
253	Los Lunas	Daniel Fernandez ES	59,030	24.12%
254	Albuquerque	Jefferson MS	125,678	24.09%
255	Albuquerque-Charter	La Academia de Esperanza Charter	16,678	24.05%
256	Albuquerque	Manzano HS	343,317	24.05%
257	Alamogordo	Buena Vista ES	35,606	24.04%
258	Albuquerque	Del Norte HS	299,642	23.99%
259	Farmington	Apache ES	59,865	23.98%
260	Maxwell	Maxwell Combined School	53,822	23.95%
261	Rio Rancho	Rio Rancho ES	66,539	23.90%
262	Hobbs	Edison ES	34,933	23.87%
263	Albuquerque	Taft MS	146,304	23.82%
264	Albuquerque	Double Eagle ES	78,458	23.81%
265	Portales	James ES	49,596	23.78%
266	Gadsden	Desert Trail Intermediate	68,474	23.77%
267	Las Cruces	East Picacho ES	54,986	23.72%
268	Rio Rancho	Mountain View MS	124,106	23.70%
269	Pecos	Pecos HS	96,160	23.57%
270	Albuquerque	John Adams MS	124,329	23.55%
271	Albuquerque	Harrison MS	100,741	23.50%
272	Farmington	Piedra Vista HS	245,698	23.47%
273	Carlsbad	Carlsbad HS	370,179	23.45%
274	Albuquerque	Polk MS	107,293	23.36%
275	Albuquerque-Charter	Academia de Lengua y Cultura Charter	10,394	23.35%
276	Lordsburg	R.V. Traylor ES	37,873	23.35%
277	Hondo Valley	Hondo Combined school	56,830	23.30%

2013-2014 wNMCI **DRAFT** Ranking, Sorted by Rank

278	Deming	Chaparral ES	54,772	23.27%
279	Belen	Belen HS	245,154	23.22%
280	Clovis	Sandia ES	46,911	23.14%
281	Gallup McKinley	David Skeet ES	42,442	23.10%
282	Gadsden	Chaparral MS	93,937	23.07%
283	Belen	Dennis Chavez ES	54,927	23.06%
284	Moriarty / Edgewood	Edgewood ES	57,900	23.04%
285	Albuquerque-Charter	Nuestros Valores Charter School	11,719	22.94%
286	Springer	Springer ES/MS Combined	45,569	22.94%
287	Zuni	Zuni MS (Old Intermediate)	77,952	22.94%
288	Albuquerque	Grant MS	127,267	22.93%
289	Lovington	Lovington HS	214,771	22.83%
290	Chama Valley	Chama ES/ MS	46,736	22.79%
291	Albuquerque	Eisenhower MS	136,131	22.63%
292	Tucumcari	Tucumcari MS	79,085	22.63%
293	Clovis	Mesa ES	58,164	22.63%
294	Albuquerque-Charter	Native American Community Academy	27,526	22.62%
295	Farmington	Bluffview ES	62,914	22.52%
296	Rio Rancho	Martin Luther King, Jr. ES	114,563	22.50%
297	Artesia	Park Junior HS	122,020	22.36%
298	Las Cruces	Sunrise ES	65,292	22.17%
299	Albuquerque	Barcelona ES	59,593	22.16%
300	Questa	Alta Vista ES/MS	70,172	22.07%
301	Los Lunas	Raymond Gabaldon ES	56,620	22.07%
302	Vaughn	Vaughn Combined School	69,155	22.05%
303	Santa Fe	Pinon ES	84,266	21.99%
304	Albuquerque	Lowell ES	59,010	21.95%
305	Albuquerque	Cochiti ES	52,276	21.94%
306	Farmington	Mesa View MS	100,987	21.93%
307	Dora	Dora Combined	103,542	21.91%
308	Artesia	Artesia HS	309,152	21.91%
309	Cobre	Central ES	78,764	21.88%
310	Loving	Loving ES	44,075	21.87%
311	Deming	Bell ES	33,884	21.84%
312	West Las Vegas-Charter	Rio Gallinas Charter School	4,467	21.84%
313	Albuquerque	Bel-Air Elem ES	75,966	21.82%
314	Clovis	Clovis Freshman Academy	99,396	21.68%
315	Albuquerque	Atrisco Heritage Academy HS	511,626	21.62%
316	Albuquerque	Matheson Park ES	55,096	21.53%
317	Albuquerque	Volcano Vista HS NW	454,940	21.53%
318	Las Cruces	Hermosa Heights ES	63,372	21.47%
319	Los Alamos	Mountain ES	58,971	21.46%
320	Cobre	Cobre HS	133,066	21.45%
321	Albuquerque	Bandelier ES	85,070	21.37%
322	Gallup McKinley	Navajo Pine HS	77,415	21.34%
323	Rio Rancho	Eagle Ridge MS	139,338	21.30%
324	Lovington	Taylor MS	101,521	21.23%

2013-2014 wNMCI **DRAFT** Ranking, Sorted by Rank

325	Las Vegas City	Mike Mateo Sena ES	27,709	21.20%
326	Alamogordo	Heights ES	38,436	21.16%
327	Las Cruces	Highland ES	84,789	21.15%
328	Carlsbad	P.R. Leyva MS	167,325	21.09%
329	Albuquerque	Hawthorne ES	63,069	21.01%
330	Socorro	Socorro HS	136,527	20.89%
331	Hobbs	Will Rogers ES	59,756	20.75%
332	Gallup McKinley	Rocky View ES	43,447	20.71%
333	Las Cruces	Tombaugh ES	74,432	20.68%
334	Gallup McKinley	Chee Dodge ES	58,036	20.65%
335	Aztec	Lydia Rippey ES	65,843	20.58%
336	Jemez Mountain	Coronado MS/HS	89,749	20.54%
337	Espanola	Mountain View ES	20,601	20.51%
338	Hobbs	Stone ES	53,758	20.48%
339	Portales	Portales HS	193,091	20.43%
340	Gadsden	Loma Linda ES	56,660	20.43%
341	Santa Fe	Amy Biehl Community School	64,516	20.36%
342	Rio Rancho	Puesta Del Sol ES	84,977	20.35%
343	Los Lunas	Valencia MS (AKA - Manzano Vista MS)	96,874	20.32%
344	Las Cruces	Booker T. Washington ES	68,294	20.25%
345	Jal	Jal ES	41,500	20.18%
346	Albuquerque	A. Montoya ES	55,472	20.09%
347	Los Lunas	Los Lunas MS	100,475	20.03%
348	Bloomfield	Naaba Ani ES	84,121	20.03%
349	Farmington	Animas ES	57,462	19.91%
350	Jemez Mountain	Gallina ES	16,777	19.90%
351	Mora	Mora Combined School	147,040	19.84%
352	Albuquerque	S. Y. Jackson ES	56,004	19.81%
353	Socorro	Midway ES	13,755	19.76%
354	Albuquerque	Rio Grande HS	278,724	19.76%
355	Santa Fe-Charter	Turquoise Trail Elementary Charter	65,681	19.70%
356	Hobbs	Coronado ES	49,806	19.56%
357	Albuquerque	Dennis Chavez ES	83,129	19.34%
358	Gallup McKinley	Thoreau MS	52,152	19.29%
359	Roswell-Charter	Sidney Gutierrez Charter Middle School	10,110	19.17%
360	Albuquerque	Chelwood ES	126,308	19.13%
361	Elida	Elida ES	14,387	19.13%
362	Gallup McKinley	Crownpoint MS	54,677	19.12%
363	Gallup McKinley	Tohatchi HS	104,975	19.08%
364	Albuquerque-Charter	Public Academy for Performing Arts	29,568	19.03%
365	Albuquerque	Corrales ES	58,932	19.02%
366	Artesia	Yeso ES	54,646	18.94%
367	Grants Cibola	Seboyeta ES	17,384	18.74%
368	Santa Fe	Chaparral ES	56,884	18.73%
369	Albuquerque	Alameda ES	46,089	18.48%
370	Albuquerque	John Baker ES	81,455	18.48%
371	San Jon	San Jon Combined	88,899	18.46%



2013-2014 wNMCI **DRAFT** Ranking, Sorted by Rank

372	Los Lunas	Valencia ES	52,236	18.28%
373	Dexter	Dexter MS	42,462	18.22%
374	Las Cruces-State Chartered	Alma d' Arte Charter High School	38,660	18.15%
375	Lovington	Lea ES	44,753	18.06%
376	Socorro	Zimmerly ES	52,627	18.03%
377	Rio Rancho	Rio Rancho HS	379,923	18.02%
378	Espanola	Dixon ES	18,707	18.01%
379	Las Cruces	Sierra MS	96,249	18.01%
380	Albuquerque	Navajo ES	81,403	17.98%
381	Moriarty / Edgewood	Mountainview ES	67,809	17.94%
382	Cloudcroft	Cloudcroft ES/MS	66,152	17.80%
383	Alamogordo	Holloman MS	53,714	17.80%
384	Belen	La Merced ES	52,903	17.76%
385	Aztec	McCoy Avenue ES	68,199	17.74%
386	Gadsden	Santa Teresa HS	250,295	17.74%
387	Clovis	Barry ES	48,106	17.74%
388	Alamogordo	Alamogordo HS	329,975	17.68%
389	Rio Rancho	Enchanted Hills ES	106,410	17.54%
390	Albuquerque	Onate ES	66,131	17.47%
391	Albuquerque	San Antonito ES	53,719	17.42%
392	Rio Rancho	Colinas del Norte ES	101,532	17.40%
393	Hobbs	Houston Junior HS	109,982	17.38%
394	Las Cruces	Conlee ES	58,788	17.36%
395	Las Vegas City	Los Ninos ES	43,151	17.25%
396	Mora	Holman ES	21,086	17.24%
397	Penasco	Penasco ES	60,248	17.15%
398	Aztec	Park Avenue ES	70,531	17.02%
399	Silver	G.W. Stout ES	74,704	16.83%
400	Rio Rancho	Lincoln MS	118,735	16.78%
401	Jemez Mountain-Charter	Lindrith Heritage Charter	11,569	16.76%
402	Albuquerque	Acoma ES	49,932	16.72%
403	Los Lunas	Tome ES	65,407	16.69%
404	Alamogordo	Holloman Primary	62,859	16.68%
405	Hagerman	Hagerman Combined	149,474	16.66%
406	Albuquerque-Charter	El Camino Real Academy Charter School	61,380	16.59%
407	Dulce	Dulce HS	222,142	16.58%
408	Gallup McKinley	Ramah HS	64,430	16.58%
409	Belen	Belen MS	147,981	16.57%
410	ABQ-State Chartered	Amy Biehl Charter High School	41,900	16.49%
411	ABQ-State Chartered	The Learning Community Charter	25,287	16.28%
412	Gallup McKinley	John F. Kennedy MS	99,629	16.10%
413	Artesia	Grand Heights Early Childhood	36,800	16.10%
414	Las Vegas City	Legion Park ES	34,219	16.05%
415	Albuquerque	Seven Bar ES	88,728	16.01%
416	Hobbs	Sanger ES	42,547	15.97%
417	Elida	Elida MS/HS	52,220	15.90%
418	Albuquerque	Tomasita ES	66,511	15.88%

2013-2014 wNMCI **DRAFT** Ranking, Sorted by Rank

419	Albuquerque	Hayes MS	108,635	15.88%
420	Santa Fe	R.M. Sweeney ES	68,289	15.87%
421	Hatch Valley	Hatch Valley ES	42,289	15.81%
422	Penasco	Penasco HS	68,757	15.81%
423	Los Lunas	Ann Parish ES	67,682	15.72%
424	Bernalillo	Placitas ES	17,017	15.61%
425	Albuquerque	Petroglyph ES	79,801	15.59%
426	Albuquerque-Charter	South Valley Academy Charter School	37,888	15.57%
427	Hobbs	Hobbs Freshman School	174,399	15.56%
428	T or C	Arrey ES	32,659	15.50%
429	Albuquerque	Sombra del Monte ES	68,183	15.43%
430	Pojoaque Valley	Pablo Roybal ES	77,050	15.39%
431	Lovington	Llano ES	63,498	15.33%
432	Estancia	Estancia HS	117,501	15.21%
433	Hatch Valley	Rio Grande ES	39,254	15.21%
434	Springer	Springer HS	54,025	15.17%
435	Santa Fe	Agua Fria ES	72,124	14.97%
436	Albuquerque	Valley HS	288,799	14.91%
437	Gadsden	Gadsden ES	62,565	14.88%
438	Gallup McKinley	Gallup Central HS	33,976	14.86%
439	Belen	Gil Sanchez ES	48,054	14.84%
440	Lovington	Ben Alexander ES	62,038	14.76%
441	Corona	Corona Combined School	65,073	14.70%
442	Logan	Logan Combined	90,369	14.68%
443	Lovington	Lovington 6th Grade Academy	105,607	14.62%
444	Bernalillo	Bernalillo MS	107,901	14.61%
445	Questa	Questa Junior High/HS	126,828	14.51%
446	Los Lunas	Los Lunas ES	62,984	14.46%
447	Las Cruces	San Andres Learning Center	49,001	14.44%
448	Farmington	Esperanza ES	74,804	14.36%
449	West Las Vegas	Tony Serna Jr. ES	27,613	14.29%
450	Moriarty / Edgewood	Route 66 ES	54,680	14.12%
451	Pojoaque Valley	Pojoaque HS	166,455	14.11%
452	Grants Cibola	Mesa View ES	55,573	14.06%
453	Cuba	Cuba MS	47,381	13.99%
454	Estancia	Estancia Valley Learning Center	3,840	13.98%
455	Las Cruces-Charter	Las Montanas Charter School	26,737	13.96%
456	Magdalena	Magdalena Combined	143,306	13.94%
457	Albuquerque	Lyndon B. Johnson MS	154,635	13.87%
458	Albuquerque	Ventana ES	88,215	13.81%
459	Cloudcroft	Cloudcroft HS	80,689	13.81%
460	West Las Vegas	Valley ES/MS	49,239	13.80%
461	Rio Rancho	Ernest Stapleton ES	87,201	13.79%
462	NMSBVI Alamogordo Campus	Library (1933)	4,830	13.77%
463	Albuquerque	Albuquerque HS	289,173	13.75%
464	Quemado	Quemado Combined	68,917	13.72%
465	Albuquerque-Charter	Digital Arts and Technology Academy	42,308	13.66%

2013-2014 wNMCI **DRAFT** Ranking, Sorted by Rank

466	Santa Fe	Atalaya ES	40,005	13.60%
467	Taos	Arroyo del Norte ES	38,231	13.54%
468	Roswell	Berrendo MS	108,235	13.54%
469	Tularosa	Tularosa ES	69,252	13.53%
470	Deming-Charter	Deming Cesar Chavez Charter High	23,784	13.44%
471	Roswell	Pecos ES	35,963	13.28%
472	Moriarty / Edgewood	South Mountain ES	43,174	13.25%
473	Alamogordo	Academy Del Sol Alternative HS	21,177	13.15%
474	Jemez Valley	Jemez Valley HS	66,984	13.12%
475	Albuquerque	Cibola HS	361,631	13.05%
476	Espanola	Carlos F Vigil MS	124,674	12.97%
477	Penasco	Penasco MS	30,697	12.89%
478	Albuquerque	Career Academic and Technical	10,447	12.89%
479	Santa Fe	Santa Fe HS	325,234	12.87%
480	Aztec	Aztec HS	228,389	12.85%
481	Alamogordo	Sierra ES	43,307	12.75%
482	Bernalillo	Algodones ES	25,157	12.74%
483	Espanola	James Rodriguez ES	61,269	12.62%
484	Carlsbad-Charter	Jefferson Montessori Academy Charter	22,955	12.53%
485	Albuquerque	East San Jose ES	97,052	12.50%
486	Santa Fe	El Dorado Community School	96,098	12.33%
487	Lovington	Lovington Freshman Academy	17,600	12.21%
488	Socorro	Raymond Sarracino MS	90,484	12.13%
489	Gallup McKinley	Tobe Turpen ES	45,377	11.96%
490	Portales	Valencia ES	53,496	11.88%
491	Hatch Valley	Hatch Valley MS	70,024	11.83%
492	Jemez Valley	Jemez Valley MS	35,432	11.74%
493	Hatch Valley	Garfield ES	33,799	11.72%
494	Jemez Valley	Jemez Valley ES	52,706	11.68%
495	Las Cruces	Mayfield HS	296,855	11.62%
496	Central Consolidated	Nizhoni ES	65,177	11.61%
497	Hobbs	Mills ES	37,152	11.54%
498	Ruidoso	Sierra Vista Primary	40,102	11.51%
499	Des Moines	Des Moines Combined School	76,455	11.46%
500	Tularosa	Tularosa Intermediate	47,144	11.43%
501	Los Lunas	Valencia HS	205,569	11.32%
502	Gallup McKinley	Gallup HS	401,900	10.92%
503	Albuquerque	Lew Wallace ES	44,862	10.80%
504	Bloomfield	Bloomfield HS	274,934	10.79%
505	Bloomfield	Charlie Y. Brown HS	20,631	10.77%
506	Dulce	Dulce MS	77,188	10.72%
507	Santa Fe	Calvin Capshaw MS	101,244	10.71%
508	Las Cruces	Valley View ES	63,433	10.68%
509	Roy	Roy Combined School	51,400	10.65%
510	Pecos	Pecos ES	50,870	10.59%
511	Albuquerque	Susie R. Marmon ES	93,874	10.57%
512	Gadsden	Gadsden MS	166,310	10.54%

2013-2014 wNMCI **DRAFT** Ranking, Sorted by Rank

513	Carrizozo	Carrizozo Combined School	65,132	10.51%
514	NMSBVI Alamogordo Campus	North Cottage (1930)	1,050	10.45%
515	Las Cruces	Cesar Chavez ES	75,291	10.34%
516	NMSD Albuquerque Preschool	Site	8,237	10.34%
517	Taos	Enos Garcia ES	110,304	10.28%
518	Grants Cibola	Grants HS	299,624	10.18%
519	Bloomfield	Blanco ES	45,885	10.13%
520	Socorro-Charter	Cottonwood Valley Charter School	18,052	10.10%
521	Albuquerque	Freedom HS	43,667	10.10%
522	Las Cruces	Camino Real MS	115,817	9.99%
523	Gallup McKinley-Charter	Middle College Charter High School	3,314	9.96%
524	Socorro	Parkview ES	79,400	9.96%
525	Rio Rancho	Vista Grande ES	88,251	9.94%
526	Farmington	Rocinante HS	26,003	9.87%
527	Questa	Rio Costilla ES	23,002	9.78%
528	Gallup McKinley	Hiroshi Miyamura HS	198,476	9.77%
529	Gadsden	Berino ES	87,167	9.76%
530	Bernalillo	Carrol ES	64,000	9.67%
531	Santa Fe	Ramirez Thomas ES	78,755	9.66%
532	Ruidoso	White Mountain ES	49,466	9.61%
533	Albuquerque	New Futures Alternative High School	37,168	9.50%
534	Jemez Mountain	Lybrook ES/MS	27,811	9.47%
535	ABQ-State Chartered	Academy of Trades and Technology	14,706	9.47%
536	Clayton	Kiser ES	13,527	9.38%
537	Las Cruces	Central ES	27,768	9.36%
538	West Las Vegas	Luis E. Armijo ES	47,935	9.23%
539	Albuquerque	Desert Ridge MS	169,297	9.18%
540	West Las Vegas	Don Cecilio Martinez ES	29,704	9.14%
541	Deming	Memorial ES	44,088	8.97%
542	State Chartered Schools	Montessori Elementary Charter School	4,000	8.79%
543	Bernalillo	Cochiti ES/MS	55,168	8.71%
544	Rio Rancho	Rio Rancho MS	251,624	8.63%
545	Aztec	C.V. Koogler MS	131,750	8.57%
546	Farmington	McKinley ES	71,170	8.44%
547	Santa Fe	De Vargas MS	100,596	8.38%
548	Portales	Brown ES	47,111	8.30%
549	Silver	Silver HS	193,194	8.30%
550	Mesa Vista	El Rito ES	24,766	8.07%
551	Central Consolidated	Newcomb MS	53,472	7.98%
552	Santa Fe	Aspen Community Magnet School	97,287	7.97%
553	Taos	Taos MS	94,457	7.89%
554	ABQ-State Chartered	Creative Education Preparatory Institute	13,330	7.80%
555	Central Consolidated	Eva B. Stokely ES	81,325	7.77%
556	Los Lunas	Katherine Gallegos ES	61,243	7.75%
557	Albuquerque	Longfellow ES	50,612	7.75%
558	Albuquerque	Manzano Mesa ES	77,767	7.74%
559	Espanola	San Juan ES	49,748	7.64%

2013-2014 wNMCI **DRAFT** Ranking, Sorted by Rank

560	Santa Fe	Salazar ES	56,487	7.53%
561	Deming	Bataan ES	67,405	7.49%
562	Santa Rosa	Santa Rosa MS	42,300	7.38%
563	Alamogordo	Mountain View MS	92,934	7.32%
564	Gallup McKinley	Navajo ES	59,077	7.21%
565	NMSBVI Alamogordo Campus	South Cottage (1930)	1,050	7.21%
566	Loving	Loving HS	79,233	7.20%
567	ABQ-State Chartered	Cesar Chavez Community Charter	26,000	7.08%
568	Ruidoso	Ruidoso MS	70,000	7.06%
569	Albuquerque	Adobe Acres ES	80,741	7.03%
570	Albuquerque	Rudolfo Anaya ES	83,304	6.98%
571	Albuquerque	James Monroe MS	182,241	6.92%
572	Chama Valley	Tierra Amarilla ES	27,384	6.91%
573	Tucumcari	Tucumcari ES	114,140	6.82%
574	Bernalillo	Bernalillo ES	62,946	6.80%
575	Gadsden	Chaparral HS	221,997	6.72%
576	Silver	La Plata MS	108,953	6.60%
577	Belen	La Promesa ES	58,119	6.57%
578	Gallup McKinley	Tohatchi MS	45,894	6.43%
579	Cuba	Cuba ES	40,653	6.33%
580	Gallup McKinley	Twin Lakes ES	41,206	6.31%
581	Albuquerque	Los Ranchos ES	49,393	6.10%
582	NM School for the Deaf	NMSD Albuquerque Preschool Campus	8,237	6.07%
583	Gadsden	Santa Teresa ES	63,357	6.07%
584	Central Consolidated	Ojo Amarillo ES	79,565	6.07%
585	Lordsburg	Dugan Tarango MS	41,718	6.01%
586	Las Vegas City	Memorial MS	104,130	5.98%
587	Fort Sumner	Fort Sumner Combined	124,702	5.86%
588	Albuquerque	Vision Quest Alternative Middle School	2,000	5.86%
589	Santa Fe	Career Academy at Larragoite	22,298	5.86%
590	Rio Rancho	Sue Cleveland HS	433,788	5.76%
591	Roswell	Sunset ES	42,721	5.75%
592	NMSD Albuquerque Preschool	Preschool Building (1995)	8,237	5.70%
593	Clovis	Marshall Junior HS	163,114	5.62%
594	Santa Fe-Charter	Monte Del Sol Charter School	29,173	5.61%
595	Gallup McKinley	Indian Hills ES	58,905	5.48%
596	ABQ-State Chartered	East Mountain Charter High School	43,752	5.41%
597	Albuquerque	North Star ES	74,810	5.41%
598	Albuquerque	Mary Ann Binford ES	89,435	5.37%
599	Los Lunas	Desert View ES	66,009	5.27%
600	Moriarty / Edgewood	Edgewood MS	144,817	5.22%
601	Grants Cibola	Laguna-Acoma MS/ HS	120,648	5.21%
602	Albuquerque	Edward Gonzales ES	229,005	5.18%
603	Santa Fe	Agua Fria Community School	137,957	5.16%
604	Texico	Texico Combined	165,473	5.15%
605	ABQ-State Chartered	Southwest Primary Learning Center	14,160	5.10%
606	Gadsden	Sunrise ES	61,565	4.98%

2013-2014 wNMCI **DRAFT** Ranking, Sorted by Rank

607	Clovis	La Casita ES	47,837	4.87%
608	Santa Fe	Gonzales Community School	54,415	4.80%
609	Silver	Silver City Opportunity School	9,000	4.67%
610	ABQ-State Chartered	Gilbert L Sena Charter High School	16,016	4.56%
611	Albuquerque	Early College Academy Alternative	3,808	4.55%
612	Ruidoso	Nob Hill Early Childhood Center	10,000	4.52%
613	Rio Rancho	Independence High	20,000	4.50%
614	Dexter	Dexter HS	121,534	4.45%
615	Taos-Charter	Vista Grande Charter High School	10,016	4.41%
616	Hatch Valley	Hatch Valley HS	166,024	4.34%
617	Albuquerque	West Mesa HS	355,994	4.32%
618	Las Cruces	Columbia ES	78,000	4.21%
619	West Las Vegas	West Las Vegas HS	139,333	4.19%
620	Grants Cibola	Cubero ES New 2011	37,482	4.05%
621	Zuni	Zuni HS	116,224	3.90%
622	Las Cruces	Sonoma ES	85,899	3.85%
623	ABQ-State Chartered	Southwest Secondary Learning Center	14,160	3.85%
624	Albuquerque	Tony Hillerman MS	100,000	3.83%
625	Deming	Red Mountain MS	145,168	3.79%
626	Gallup McKinley	Gallup MS	102,981	3.79%
627	Jemez Valley-State Chartered S	Walatowa Charter High School	11,860	3.74%
628	Bloomfield	Bloomfield Early Childhood Center	57,772	3.54%
629	Albuquerque-Charter	SIA Tech Charter School	11,564	3.35%
630	Aztec-Charter	Mosaic Academy Charter School	9,024	3.34%
631	Dulce	Dulce ES	68,764	3.32%
632	Gadsden	Vado ES	61,565	3.30%
633	Aztec	Vista Nueva Alternative HS	15,010	3.27%
634	ABQ-State Chartered	Southwest Intermediate Learning	15,120	3.27%
635	NMSD Santa Fe Campus	Bldg 04-Connor Hall	30,350	3.24%
636	Raton	Raton HS	104,593	3.24%
637	Central Consolidated	Kirtland MS	140,492	3.22%
638	Pecos	Pecos MS	20,690	3.19%
639	Albuquerque	Coronado ES	45,621	3.18%
640	Gallup McKinley	Navajo MS	50,595	3.18%
641	Lovington	New Hope Alternative HS	5,400	3.17%
642	Los Lunas	Century Alternative High	28,000	2.96%
643	Albuquerque-Charter	Bataan Military Academy Charter	8,800	2.92%
644	Gadsden	North Valley ES	61,565	2.90%
645	T or C	Hot Springs HS	116,127	2.87%
646	Espanola	Tony E Quintana ES	38,552	2.83%
647	Albuquerque	Georgia O'Keefe ES	49,893	2.75%
648	Albuquerque	Tierra Antigua ES	85,693	2.71%
649	Cimarron-Charter	Moreno Valley Charter High School	15,966	2.69%
650	Cobre	Hurley ES	37,104	2.68%
651	ABQ-State Chartered	Montessori Elementary Charter School	29,997	2.67%
652	Grants Cibola	San Rafael ES	26,662	2.66%
653	Grady	Grady Mun. Combined	69,532	2.62%



2013-2014 wNMCI **DRAFT** Ranking, Sorted by Rank

654	ABQ-State Chartered	North Valley Academy Charter School	39,034	2.56%
655	ABQ-State Chartered	Horizon Academy West Charter School	35,075	2.54%
656	Cobre	Snell MS	92,859	2.51%
657	Questa-State Chartered	Red River Valley Charter School	10,118	2.28%
658	Silver	Cliff Combined	71,135	2.27%
659	Santa Fe	Tesuque ES	24,351	2.25%
660	Pojoaque Valley	Pojoaque Intermediate	31,306	2.16%
661	Los Lunas	Bosque Farms ES	69,417	2.11%
662	Gallup McKinley	Tse' Yi' Gai HS	62,196	2.04%
663	NMSBVI Alamogordo Campus	Jack Hall Building (1960)	24,426	2.04%
664	Loving	Loving New MS	55,614	2.03%
665	Cuba	Cuba HS	114,572	2.02%
666	Zuni	Twin Buttes HS	21,638	1.95%
667	Rio Rancho	Maggie Cordova ES	77,714	1.72%
668	Los Lunas	Sundance ES	70,546	1.70%
669	Grants Cibola	Milan ES	77,403	1.66%
670	Farmington	Heights MS	83,956	1.61%
671	Belen	Central ES	32,800	1.56%
672	Roswell	University High	64,523	1.55%
673	Los Lunas	Los Lunas Family School	10,000	1.55%
674	ABQ-State Chartered	La Resolana Leadership Academy	4,135	1.54%
675	Albuquerque-Charter	Alice King Community Charter School	11,016	1.52%
676	ABQ-State Chartered	Albuquerque Institute for Math and	23,525	1.43%
677	Deming	Ruben S. Torres ES	68,976	1.36%
678	Deming	Columbus ES	75,384	1.36%
679	Chama Valley	Escalante MS/HS	82,494	1.18%
680	Central Consolidated	Central Career Prep	31,364	1.14%
681	ABQ-State Chartered	Ralph J. Bunche Academy Charter	5,079	1.14%
682	Roswell	Sierra MS	109,940	1.12%
683	Bernalillo-State Chartered	Village Academy Charter School	7,103	1.11%
684	Rio Rancho	Sandia Vista ES	80,800	1.10%
685	Santa Fe-Charter	Academy for Technology and the	25,165	1.09%
686	Tularosa	Tularosa HS	126,941	1.08%
687	Gallup McKinley	Tohatchi ES	46,180	1.07%
688	Portales	Lindsey-Steiner ES	60,000	0.94%
689	Gallup McKinley	Chief Manuelito MS	119,034	0.92%
690	Albuquerque	Desert Willow Family Alternative	39,629	0.81%
691	Taos-Charter	Taos Municipal Charter School	33,250	0.80%
692	Tucumcari	Tucumcari HS	119,277	0.79%
693	Las Cruces	Mesa Middle School	118,000	0.79%
694	NMSD Santa Fe Campus	Bldg 13-Hester Hall	31,130	0.78%
695	Albuquerque	Helen Cordero Primary	85,000	0.60%
696	Rio Rancho	Cielo Azul ES	85,513	0.60%
697	Las Cruces	Centennial HS	324,400	0.60%
698	Belen	Infinity Alternative HS	25,076	0.51%
699	NMSD Santa Fe Campus	Bldg 05-Cottage A	6,003	0.50%
700	NMSD Santa Fe Campus	Bldg 06-Cottage B	6,003	0.50%

2013-2014 wNMCI **DRAFT** Ranking, Sorted by Rank

701	NMSD Santa Fe Campus	Bldg 07-Cottage C	6,003	0.50%
702	NMSD Santa Fe Campus	Bldg 08-Cottage D	6,003	0.50%
703	Albuquerque-Charter	Albuquerque Talent Development	13,572	0.50%
704	Taos-Charter	Anansi Charter School	9,762	0.44%
705	Gallup McKinley	Crownpoint ES	48,592	0.41%
706	NMSBVI Albuquerque Campus	Site	39,171	0.39%
707	Santa Fe	Carlos Gilbert ES	42,346	0.36%
708	Las Cruces	Monte Vista ES	50,000	0.34%
709	NM School for the Blind	NMSBVI Albuquerque Campus	39,171	0.34%
710	NMSBVI Albuquerque Campus	Early Childhood Facility (2009)	39,171	0.34%
711	Albuquerque	nex+Gen Academy HS	46,894	0.13%
712	Roswell	Missouri ES	54,362	0.10%
713	Albuquerque	eCADEMY	36,128	0.03%
714	Hobbs	Hobbs HS	370,611	0.00%
715	Roswell	East Grand Plains ES	35,324	0.00%
716	Los Alamos	Los Alamos HS	309,840	0.00%
717	Central Consolidated	Mesa ES	66,445	0.00%
718	Albuquerque-Charter	Robert F. Kennedy Charter High School	24,743	0.00%
719	Farmington	Tibbetts MS	98,561	0.00%
720	Las Cruces	University Hills ES	56,410	0.00%
721	Clovis	Bella Vista ES	44,396	0.00%
722	Roswell	Monterrey ES	49,500	0.00%
723	Las Cruces	Loma Heights ES	46,443	0.00%
724	Eunice	Mettie Jordan ES	81,865	0.00%
725	Los Lunas	Los Lunas HS	276,738	0.00%
726	Moriarty / Edgewood	Moriarty MS	66,672	0.00%
727	Clovis	Lockwood ES	47,384	0.00%
728	Los Alamos	Los Alamos MS	97,287	0.00%
729	Espanola	New Alcalde ES	50,426	0.00%
730	Albuquerque-Charter	Christine Duncan Community Charter	13,332	0.00%

Schools with "NRC" rankings are charter schools that have not reached their first renewal, followed by the expected date of renewal of charter. As such, these schools are not measured against the New Mexico Educational Adequacy Standards. Upon PEC or District renewal of the charter, these schools will be measured, evaluated and prioritized in the above list and eligible for grants under the standards-based capital outlay process.

NRC-2012	Albuquerque-Charter	Corrales International School Charter Sc	16,140	0.00%
NRC-2012	ABQ-State Chartered	Cottonwood Classical Preparatory Chart	13,836	0.00%
NRC-2012	Albuquerque-Charter	Gordon Bernell Charter School	12,757	0.00%
NRC-2012	ABQ-State Chartered	Media Arts Collabrative Charter School	12,414	0.00%
NRC-2014	Gadsden-Charter	Anthony Charter School	6,297	0.00%
NRC-2014	ABQ-State Chartered	Cien Aguas International Charter School	13,524	0.00%
NRC-2014	ABQ-State Chartered	International School at Mesa del Sol Cha	5,376	0.00%
NRC-2014	ABQ-State Chartered	New America Charter School - Albuquerque	10,096	0.00%
NRC-2014	Santa Fe-State Chartered	NM School for the Arts Charter School	1,000	0.00%
NRC-2014	Los Lunas-State Chartered	School of Dreams Academy Charter Scho	21,106	0.00%
NRC-2014	Taos-State Chartered	Taos Academy Charter School	9,824	0.00%
NRC-2015	ABQ-State Chartered	ACE Leadership Charter High School	11,360	0.00%

2013-2014 wNMCI **DRAFT** Ranking, Sorted by Rank

NRC-2015	ABQ-State Chartered	Albuquerque School of Excellence Chart	24,652	0.00%
NRC-2015	ABQ-State Chartered	Albuquerque Sign Language Academy Ch	9,510	0.00%
NRC-2015	ABQ-State Chartered	South Valley Preparatory Charter School	7,488	0.00%
NRC-2015	Taos-State Chartered	Taos Integrated School of the Arts	14,954	0.00%
NRC-2015	Rio Rancho-State Chartered	The ASK Academy	24,100	0.00%
NRC-2015	Santa Fe-State Chartered	The MASTERS Program Early College Cha	10,000	0.00%
NRC-2015	ABQ-State Chartered	Tierra Adentro Charter School	7,762	0.00%
NRC-2016	Las Cruces-State Chartered	J. Paul Taylor Academy Charter School	9,629	0.00%
NRC-2016	ABQ-State Chartered	NM International Charter School	10,283	0.00%
NRC-2016	ABQ-State Chartered	The GREAT Academy	15,040	0.00%
NRC-2017	ABQ-State Chartered	Coral Community Charter School	26,047	0.00%
NRC-2017	Moriarty-State Chartered	Estancia Valley Classical Academy	23,000	0.00%
NRC-2017	Espanola-State Chartered	La Tierra Montessori School of the Arts a	6,730	0.00%
NRC-2017	Espanola-State Chartered	McCurdy Charter School	18,648	0.00%
NRC-2017	ABQ-State Chartered	Mission Achievement & Success	24,996	0.00%
NRC-2017	Las Cruces-State Chartered	New America Charter School - Las Cruce	24,329	0.00%
NRC-2017	Farmington-Charter	New Mexico Virtual Academy	2,531	0.00%
NRC-2017	ABQ-State Chartered	Sage Montessori Charter School	10,919	0.00%
NRC-2017	ABQ-State Chartered	Southwest Aeronautics, Mathmatics, & S	37,975	0.00%
NRC-2017	Gallup McKinley-Charter	Uplift Community Charter School	7,581	0.00%
NRC-2017	ABQ-State Chartered	William W. & Josephine Dorn Charter Co	9,715	0.00%

2013-2014 wNMCI **DRAFT** Ranking, Sorted by District, Then Rank

Rank	District	School Name	Gross Area (Sq. Ft.)	Weighted NMCI
06-07-18	West Las Vegas	Union Street ES	14,580	97.22%
06-07-24	Deming	Deming HS	180,000	92.48%
06-07-50	Gadsden	Gadsden HS	277,268	73.90%
07-08-25	West Las Vegas	West Las Vegas Family Partnership	6,318	76.60%
08-09-02	Questa-Charter	Roots & Wings Community Charter	4,119	112.50%
08-09-29	Clovis	James Bickley ES	39,383	75.53%
08-09-92	Raton	New Combined Elementary School		55.34%
09-10-39	Eunice	Caton MS	74,332	53.42%
10-11-03	Gallup McKinley	Juan de Onate ES	43,291	88.20%
10-11-07	Gallup McKinley	Washington ES	43,512	74.84%
10-11-10	Roswell	Valley View ES	36,050	69.57%
10-11-11	Cobre	Bayard ES	55,240	68.50%
10-11-16	Gallup McKinley	Church Rock Academy ES	38,202	63.49%
10-11-17	Gallup McKinley	Thoreau ES	48,006	62.93%
10-11-20	Los Alamos	Aspen ES	49,559	59.71%
10-11-23	Gallup McKinley	Jefferson ES	39,299	58.10%
10-11-27	Las Cruces	Las Cruces HS	302,474	57.26%
10-11-32	Alamogordo	Yucca ES	55,212	56.05%
10-11-32	Alamogordo	New Elementary School		56.05%
10-11-33	Roswell	Berrendo ES	51,055	55.73%
10-11-36	Gallup McKinley	Lincoln ES	36,513	54.17%
10-11-37	Roswell	Military Heights ES	40,324	52.99%
10-11-48	Roswell	El Capitan ES	43,478	48.38%
10-11-57	Gallup McKinley	Roosevelt ES	33,527	45.22%
11-12-10	Socorro	San Antonio ES	14,875	81.45%
11-12-22	Belen	Family Alternative School	4,450	70.26%
11-12-30	Bernalillo	Bernalillo HS	234,905	66.34%
11-12-34	Espanola	E. T. S Fairview ES	50,492	64.11%
11-12-36	T or C	Truth or Consequences ES	53,264	63.45%
11-12-37	Santa Rosa	Rita Marquez / Anton Chico	26,993	63.15%
11-12-48	Estancia	Estancia MS	35,986	59.50%
11-12-52	Albuquerque	Douglas MacArthur ES	44,441	57.77%
11-12-56	Albuquerque	Chaparral ES	89,125	56.91%
11-12-59	Albuquerque	McKinley MS	100,710	56.01%
11-12-60	Espanola	Velarde ES	25,206	55.94%
12-13-01	NMSD Santa Fe Campus	Site	262,052	134.00%
12-13-09	Capitan	Capitan HS	78,298	74.61%
12-13-16	Capitan	Capitan ES	38,844	61.32%
12-13-33	Espanola	Los Ninos Kindergarten	23,388	55.76%
12-13-37	Gadsden	Desert View ES	52,854	43.42%
12-13-41	Zuni	Dowa Yalanne ES	63,189	33.31%
12-13-46	Zuni	A:Shiwi ES	57,489	42.82%
12-13-47	Bernalillo	Santo Domingo ES/MS	78,213	44.88%
12-13-52	Central Consolidated	Naschitti ES	33,665	42.92%
12-13-61	Farmington	Farmington HS	255,413	40.66%

2013-2014 wNMCI **DRAFT** Ranking, Sorted by District, Then Rank

12-13-91	Albuquerque	Sandia HS	331,463	34.97%
12-13-99	West Las Vegas	West Las Vegas MS	71,886	35.03%
Schools with "XX-XX-XX" rankings are projects that received partial funding through a previous standards-based award. The rank is formatted by award year followed by the rank from that award cycle. These projects may be eligible for additional phase funding upon submission of an application in current or future award cycles.				
11	Alamogordo	Oregon ES	35,727	69.92%
14	Alamogordo	High Rolls Mountain Park ES	12,354	63.34%
170	Alamogordo	Sacramento ES	52,385	28.12%
173	Alamogordo	Chaparral MS	117,335	27.90%
182	Alamogordo	North Elem ES	58,594	27.48%
206	Alamogordo	Holloman Intermediate	38,857	25.97%
244	Alamogordo	La Luz ES	47,087	24.49%
257	Alamogordo	Buena Vista ES	35,606	24.04%
326	Alamogordo	Heights ES	38,436	21.16%
383	Alamogordo	Holloman MS	53,714	17.80%
388	Alamogordo	Alamogordo HS	329,975	17.68%
404	Alamogordo	Holloman Primary	62,859	16.68%
473	Alamogordo	Academy Del Sol Alternative HS	21,177	13.15%
481	Alamogordo	Sierra ES	43,307	12.75%
563	Alamogordo	Mountain View MS	92,934	7.32%
13	Albuquerque	Valle Vista ES	63,157	67.04%
20	Albuquerque	Hubert Humphrey ES	59,698	57.66%
23	Albuquerque	Inez ES	60,078	56.24%
27	Albuquerque	Monte Vista ES	62,325	53.73%
29	Albuquerque	Bellehaven ES	51,904	52.77%
31	Albuquerque	Zuni ES	62,281	51.05%
34	Albuquerque	Marie M. Hughes ES	69,922	50.63%
35	Albuquerque	Taylor MS	108,601	50.43%
46	Albuquerque	Arroyo Del Oso ES	50,760	45.35%
55	Albuquerque	Eubank ES	64,462	43.19%
62	Albuquerque	Alamosa ES	76,255	40.60%
65	Albuquerque	Mission Avenue ES	56,678	39.64%
67	Albuquerque	Duran ES	54,919	39.40%
68	Albuquerque	Eugene Field ES	56,860	39.35%
72	Albuquerque	Collet Park ES	42,459	38.53%
75	Albuquerque	Painted Sky ES	98,646	37.89%
76	Albuquerque	Sierra Vista ES	82,936	37.78%
81	Albuquerque	Atrisco ES	65,406	37.16%
91	Albuquerque	Jimmy Carter MS	174,319	35.51%
92	Albuquerque	Sunset View ES	83,304	34.98%
93	Albuquerque	Edmund G. Ross ES	65,349	34.73%
96	Albuquerque	Zia ES	69,068	34.06%
99	Albuquerque	Pajarito ES	71,183	33.85%
100	Albuquerque	Carlos Rey ES	70,072	33.78%
104	Albuquerque	Mitchell ES	59,606	33.45%
112	Albuquerque	Kirtland ES	53,298	32.75%
115	Albuquerque	Wherry ES	82,298	32.37%

2013-2014 wNMCI **DRAFT** Ranking, Sorted by District, Then Rank

119	Albuquerque	Apache ES	60,071	31.84%
122	Albuquerque	Comanche ES	49,356	31.41%
125	Albuquerque	Los Padillas ES	51,354	31.32%
127	Albuquerque	Whittier ES	69,030	31.15%
129	Albuquerque	Mountain View ES	52,183	30.98%
130	Albuquerque	Chamiza ES	70,179	30.91%
131	Albuquerque	Wilson MS	94,841	30.49%
132	Albuquerque	Jackson MS	88,993	30.31%
135	Albuquerque	Osuna ES	98,398	30.15%
137	Albuquerque	Emerson ES	94,678	29.98%
144	Albuquerque	Kit Carson ES	76,144	29.49%
145	Albuquerque	La Cueva HS	387,921	29.47%
147	Albuquerque	Truman MS	190,905	29.38%
148	Albuquerque	Madison MS	129,662	29.32%
149	Albuquerque	Hodgin ES	78,399	29.27%
154	Albuquerque	Garfield MS	100,688	29.05%
157	Albuquerque	Cleveland MS	113,030	28.96%
158	Albuquerque	McCullum ES	56,441	28.90%
159	Albuquerque	Eldorado HS	381,206	28.88%
161	Albuquerque	Governor Bent ES	64,036	28.86%
163	Albuquerque	Hoover MS	115,323	28.67%
165	Albuquerque	Highland HS	352,245	28.51%
166	Albuquerque	Lavaland ES	61,091	28.41%
168	Albuquerque	Reginald Chavez ES	46,926	28.32%
169	Albuquerque	Armijo ES	59,513	28.16%
171	Albuquerque	Washington MS	99,198	28.09%
176	Albuquerque	Montezuma ES	62,974	27.80%
183	Albuquerque	School on Wheels Alternative School	20,290	27.36%
193	Albuquerque	La Mesa ES	85,779	26.86%
194	Albuquerque	Roosevelt MS	121,362	26.71%
196	Albuquerque	Dolores Gonzales ES	46,492	26.55%
200	Albuquerque	Sandia Base ES	51,962	26.34%
211	Albuquerque	Ernie Pyle MS	122,554	25.89%
217	Albuquerque	Kennedy MS	99,715	25.75%
222	Albuquerque	Griegos ES	45,514	25.39%
233	Albuquerque	La Luz ES	58,329	25.13%
241	Albuquerque	Mark Twain ES	33,013	24.79%
246	Albuquerque	Van Buren MS	84,128	24.45%
250	Albuquerque	Alvarado ES	53,887	24.16%
254	Albuquerque	Jefferson MS	125,678	24.09%
256	Albuquerque	Manzano HS	343,317	24.05%
258	Albuquerque	Del Norte HS	299,642	23.99%
263	Albuquerque	Taft MS	146,304	23.82%
264	Albuquerque	Double Eagle ES	78,458	23.81%
270	Albuquerque	John Adams MS	124,329	23.55%
271	Albuquerque	Harrison MS	100,741	23.50%
274	Albuquerque	Polk MS	107,293	23.36%



2013-2014 wNMCI **DRAFT** Ranking, Sorted by District, Then Rank

288	Albuquerque	Grant MS	127,267	22.93%
291	Albuquerque	Eisenhower MS	136,131	22.63%
299	Albuquerque	Barcelona ES	59,593	22.16%
304	Albuquerque	Lowell ES	59,010	21.95%
305	Albuquerque	Cochiti ES	52,276	21.94%
313	Albuquerque	Bel-Air Elem ES	75,966	21.82%
315	Albuquerque	Atrisco Heritage Academy HS	511,626	21.62%
316	Albuquerque	Matheson Park ES	55,096	21.53%
317	Albuquerque	Volcano Vista HS NW	454,940	21.53%
321	Albuquerque	Bandelier ES	85,070	21.37%
329	Albuquerque	Hawthorne ES	63,069	21.01%
346	Albuquerque	A. Montoya ES	55,472	20.09%
352	Albuquerque	S. Y. Jackson ES	56,004	19.81%
354	Albuquerque	Rio Grande HS	278,724	19.76%
357	Albuquerque	Dennis Chavez ES	83,129	19.34%
360	Albuquerque	Chelwood ES	126,308	19.13%
365	Albuquerque	Corrales ES	58,932	19.02%
369	Albuquerque	Alameda ES	46,089	18.48%
370	Albuquerque	John Baker ES	81,455	18.48%
380	Albuquerque	Navajo ES	81,403	17.98%
390	Albuquerque	Onate ES	66,131	17.47%
391	Albuquerque	San Antonito ES	53,719	17.42%
402	Albuquerque	Acoma ES	49,932	16.72%
415	Albuquerque	Seven Bar ES	88,728	16.01%
418	Albuquerque	Tomasita ES	66,511	15.88%
419	Albuquerque	Hayes MS	108,635	15.88%
425	Albuquerque	Petroglyph ES	79,801	15.59%
429	Albuquerque	Sombra del Monte ES	68,183	15.43%
436	Albuquerque	Valley HS	288,799	14.91%
457	Albuquerque	Lyndon B. Johnson MS	154,635	13.87%
458	Albuquerque	Ventana ES	88,215	13.81%
463	Albuquerque	Albuquerque HS	289,173	13.75%
475	Albuquerque	Cibola HS	361,631	13.05%
478	Albuquerque	Career Academic and Technical	10,447	12.89%
485	Albuquerque	East San Jose ES	97,052	12.50%
503	Albuquerque	Lew Wallace ES	44,862	10.80%
511	Albuquerque	Susie R. Marmon ES	93,874	10.57%
521	Albuquerque	Freedom HS	43,667	10.10%
533	Albuquerque	New Futures Alternative High School	37,168	9.50%
539	Albuquerque	Desert Ridge MS	169,297	9.18%
557	Albuquerque	Longfellow ES	50,612	7.75%
558	Albuquerque	Manzano Mesa ES	77,767	7.74%
569	Albuquerque	Adobe Acres ES	80,741	7.03%
570	Albuquerque	Rudolfo Anaya ES	83,304	6.98%
571	Albuquerque	James Monroe MS	182,241	6.92%
581	Albuquerque	Los Ranchos ES	49,393	6.10%
588	Albuquerque	Vision Quest Alternative Middle School	2,000	5.86%

2013-2014 wNMCI **DRAFT** Ranking, Sorted by District, Then Rank

597	Albuquerque	North Star ES	74,810	5.41%
598	Albuquerque	Mary Ann Binford ES	89,435	5.37%
602	Albuquerque	Edward Gonzales ES	229,005	5.18%
611	Albuquerque	Early College Academy Alternative	3,808	4.55%
617	Albuquerque	West Mesa HS	355,994	4.32%
624	Albuquerque	Tony Hillerman MS	100,000	3.83%
639	Albuquerque	Coronado ES	45,621	3.18%
647	Albuquerque	Georgia O'Keefe ES	49,893	2.75%
648	Albuquerque	Tierra Antigua ES	85,693	2.71%
690	Albuquerque	Desert Willow Family Alternative	39,629	0.81%
695	Albuquerque	Helen Cordero Primary	85,000	0.60%
711	Albuquerque	nex+Gen Academy HS	46,894	0.13%
713	Albuquerque	eCADEMY	36,128	0.03%
6	Albuquerque-Charter	Mountain Mahogany Community	8,736	78.26%
142	Albuquerque-Charter	Los Puentes Charter School	10,638	29.76%
188	Albuquerque-Charter	Montessori of the Rio Grande Charter	21,014	27.04%
249	Albuquerque-Charter	Twenty-First Century Public Academy	20,120	24.25%
255	Albuquerque-Charter	La Academia de Esperanza Charter	16,678	24.05%
275	Albuquerque-Charter	Academia de Lengua y Cultura Charter	10,394	23.35%
285	Albuquerque-Charter	Nuestros Valores Charter School	11,719	22.94%
294	Albuquerque-Charter	Native American Community Academy	27,526	22.62%
364	Albuquerque-Charter	Public Academy for Performing Arts	29,568	19.03%
406	Albuquerque-Charter	El Camino Real Academy Charter School	61,380	16.59%
426	Albuquerque-Charter	South Valley Academy Charter School	37,888	15.57%
465	Albuquerque-Charter	Digital Arts and Technology Academy	42,308	13.66%
629	Albuquerque-Charter	SIA Tech Charter School	11,564	3.35%
643	Albuquerque-Charter	Bataan Military Academy Charter	8,800	2.92%
675	Albuquerque-Charter	Alice King Community Charter School	11,016	1.52%
703	Albuquerque-Charter	Albuquerque Talent Development	13,572	0.50%
718	Albuquerque-Charter	Robert F. Kennedy Charter High School	24,743	0.00%
730	Albuquerque-Charter	Christine Duncan Community Charter	13,332	0.00%
113	ABQ-State Chartered	La Promesa Early Learning Charter	25,600	32.63%
410	ABQ-State Chartered	Amy Biehl Charter High School	41,900	16.49%
411	ABQ-State Chartered	The Learning Community Charter	25,287	16.28%
535	ABQ-State Chartered	Academy of Trades and Technology	14,706	9.47%
554	ABQ-State Chartered	Creative Education Preparatory Institute	13,330	7.80%
567	ABQ-State Chartered	Cesar Chavez Community Charter	26,000	7.08%
596	ABQ-State Chartered	East Mountain Charter High School	43,752	5.41%
605	ABQ-State Chartered	Southwest Primary Learning Center	14,160	5.10%
610	ABQ-State Chartered	Gilbert L Sena Charter High School	16,016	4.56%
623	ABQ-State Chartered	Southwest Secondary Learning Center	14,160	3.85%
634	ABQ-State Chartered	Southwest Intermediate Learning	15,120	3.27%
651	ABQ-State Chartered	Montessori Elementary Charter School	29,997	2.67%
654	ABQ-State Chartered	North Valley Academy Charter School	39,034	2.56%
655	ABQ-State Chartered	Horizon Academy West Charter School	35,075	2.54%
674	ABQ-State Chartered	La Resolana Leadership Academy	4,135	1.54%
676	ABQ-State Chartered	Albuquerque Institute for Math and	23,525	1.43%

2013-2014 wNMCI **DRAFT** Ranking, Sorted by District, Then Rank

681	ABQ-State Chartered	Ralph J. Bunche Academy Charter	5,079	1.14%
47	Animas	Animas MS/HS	82,237	45.07%
48	Animas	Animas ES	24,376	44.87%
95	Artesia	Zia Intermediate	111,518	34.39%
153	Artesia	Roselawn ES	40,972	29.07%
190	Artesia	Penasco ES	5,858	27.01%
226	Artesia	Hermosa ES	46,120	25.34%
237	Artesia	Central ES	19,892	25.04%
251	Artesia	Yucca ES	33,839	24.14%
297	Artesia	Park Junior HS	122,020	22.36%
308	Artesia	Artesia HS	309,152	21.91%
366	Artesia	Yeso ES	54,646	18.94%
413	Artesia	Grand Heights Early Childhood	36,800	16.10%
335	Aztec	Lydia Rippey ES	65,843	20.58%
385	Aztec	McCoy Avenue ES	68,199	17.74%
398	Aztec	Park Avenue ES	70,531	17.02%
480	Aztec	Aztec HS	228,389	12.85%
545	Aztec	C.V. Koogler MS	131,750	8.57%
633	Aztec	Vista Nueva Alternative HS	15,010	3.27%
630	Aztec-Charter	Mosaic Academy Charter School	9,024	3.34%
73	Belen	Rio Grande ES	44,163	38.40%
138	Belen	Jaramillo ES	51,691	29.94%
279	Belen	Belen HS	245,154	23.22%
283	Belen	Dennis Chavez ES	54,927	23.06%
384	Belen	La Merced ES	52,903	17.76%
409	Belen	Belen MS	147,981	16.57%
439	Belen	Gil Sanchez ES	48,054	14.84%
577	Belen	La Promesa ES	58,119	6.57%
671	Belen	Central ES	32,800	1.56%
698	Belen	Infinity Alternative HS	25,076	0.51%
424	Bernalillo	Placitas ES	17,017	15.61%
444	Bernalillo	Bernalillo MS	107,901	14.61%
482	Bernalillo	Algodones ES	25,157	12.74%
530	Bernalillo	Carrol ES	64,000	9.67%
543	Bernalillo	Cochiti ES/MS	55,168	8.71%
574	Bernalillo	Bernalillo ES	62,946	6.80%
683	Bernalillo-State Chartered	Village Academy Charter School	7,103	1.11%
212	Bloomfield	Central Primary School	90,897	25.87%
219	Bloomfield	Mesa Alta Junior HS	117,090	25.61%
348	Bloomfield	Naaba Ani ES	84,121	20.03%
504	Bloomfield	Bloomfield HS	274,934	10.79%
505	Bloomfield	Charlie Y. Brown HS	20,631	10.77%
519	Bloomfield	Blanco ES	45,885	10.13%
628	Bloomfield	Bloomfield Early Childhood Center	57,772	3.54%
192	Capitan	Capitan MS	14,021	26.87%
15	Carlsbad	Sunset ES	37,817	62.25%
40	Carlsbad	Joe Stanley Smith ES	36,879	47.57%

2013-2014 wNMCI **DRAFT** Ranking, Sorted by District, Then Rank

45	Carlsbad	Pate ES	32,969	45.61%
80	Carlsbad	Alta Vista MS	121,861	37.31%
124	Carlsbad	Riverside ES	35,302	31.32%
179	Carlsbad	Puckett ES	25,969	27.63%
185	Carlsbad	Craft ES	36,770	27.23%
203	Carlsbad	Early Childhood Education Center	52,126	26.18%
215	Carlsbad	Hillcrest ES	38,920	25.78%
231	Carlsbad	Monterrey ES	40,550	25.16%
273	Carlsbad	Carlsbad HS	370,179	23.45%
328	Carlsbad	P.R. Leyva MS	167,325	21.09%
484	Carlsbad-Charter	Jefferson Montessori Academy Charter	22,955	12.53%
513	Carrizozo	Carrizozo Combined School	65,132	10.51%
12	Central Consolidated	Grace B. Wilson ES	53,816	67.53%
32	Central Consolidated	Ruth N. Bond ES	73,620	50.87%
42	Central Consolidated	Newcomb HS	102,089	46.27%
66	Central Consolidated	Newcomb ES	69,657	39.59%
84	Central Consolidated	Tse'bit'ai MS	103,204	36.87%
117	Central Consolidated	Kirtland Central HS	208,300	31.97%
178	Central Consolidated	Kirtland ES	89,029	27.70%
180	Central Consolidated	Shiprock HS	217,812	27.63%
496	Central Consolidated	Nizhoni ES	65,177	11.61%
551	Central Consolidated	Newcomb MS	53,472	7.98%
555	Central Consolidated	Eva B. Stokely ES	81,325	7.77%
584	Central Consolidated	Ojo Amarillo ES	79,565	6.07%
637	Central Consolidated	Kirtland MS	140,492	3.22%
680	Central Consolidated	Central Career Prep	31,364	1.14%
717	Central Consolidated	Mesa ES	66,445	0.00%
290	Chama Valley	Chama ES/ MS	46,736	22.79%
572	Chama Valley	Tierra Amarilla ES	27,384	6.91%
679	Chama Valley	Escalante MS/HS	82,494	1.18%
134	Cimarron	Eagle Nest ES/MS	54,950	30.16%
139	Cimarron	Cimarron HS	50,737	29.93%
202	Cimarron	Cimarron ES/MS	52,083	26.23%
649	Cimarron-Charter	Moreno Valley Charter High School	15,966	2.69%
37	Clayton	Clayton HS	95,399	49.08%
106	Clayton	Alvis ES	33,406	33.20%
252	Clayton	Clayton Junior HS	34,800	24.14%
536	Clayton	Kiser ES	13,527	9.38%
382	Cloudcroft	Cloudcroft ES/MS	66,152	17.80%
459	Cloudcroft	Cloudcroft HS	80,689	13.81%
30	Clovis	Highland ES	48,361	52.49%
38	Clovis	Cameo ES	49,919	48.44%
57	Clovis	Parkview ES	48,642	41.97%
90	Clovis	Yucca Junior HS	126,769	35.60%
155	Clovis	Ranchvale ES	49,321	28.98%
238	Clovis	Clovis HS	364,100	25.02%
239	Clovis	Zia ES	62,218	24.90%

2013-2014 wNMCI **DRAFT** Ranking, Sorted by District, Then Rank

280	Clovis	Sandia ES	46,911	23.14%
293	Clovis	Mesa ES	58,164	22.63%
314	Clovis	Clovis Freshman Academy	99,396	21.68%
387	Clovis	Barry ES	48,106	17.74%
593	Clovis	Marshall Junior HS	163,114	5.62%
607	Clovis	La Casita ES	47,837	4.87%
721	Clovis	Bella Vista ES	44,396	0.00%
727	Clovis	Lockwood ES	47,384	0.00%
245	Cobre	San Lorenzo ES	20,000	24.46%
309	Cobre	Central ES	78,764	21.88%
320	Cobre	Cobre HS	133,066	21.45%
650	Cobre	Hurley ES	37,104	2.68%
656	Cobre	Snell MS	92,859	2.51%
441	Corona	Corona Combined School	65,073	14.70%
453	Cuba	Cuba MS	47,381	13.99%
579	Cuba	Cuba ES	40,653	6.33%
665	Cuba	Cuba HS	114,572	2.02%
2	Deming	Deming Intermediate School	80,043	84.78%
278	Deming	Chaparral ES	54,772	23.27%
311	Deming	Bell ES	33,884	21.84%
541	Deming	Memorial ES	44,088	8.97%
561	Deming	Bataan ES	67,405	7.49%
625	Deming	Red Mountain MS	145,168	3.79%
677	Deming	Ruben S. Torres ES	68,976	1.36%
678	Deming	Columbus ES	75,384	1.36%
470	Deming-Charter	Deming Cesar Chavez Charter High	23,784	13.44%
499	Des Moines	Des Moines Combined School	76,455	11.46%
151	Dexter	Dexter ES	80,092	29.12%
373	Dexter	Dexter MS	42,462	18.22%
614	Dexter	Dexter HS	121,534	4.45%
307	Dora	Dora Combined	103,542	21.91%
407	Dulce	Dulce HS	222,142	16.58%
506	Dulce	Dulce MS	77,188	10.72%
631	Dulce	Dulce ES	68,764	3.32%
361	Elida	Elida ES	14,387	19.13%
417	Elida	Elida MS/HS	52,220	15.90%
63	Espanola	Espanola Valley HS	178,046	40.32%
87	Espanola	Abiquiu ES	25,377	36.24%
128	Espanola	Hernandez ES	37,057	31.08%
146	Espanola	Chimayo ES	36,047	29.39%
337	Espanola	Mountain View ES	20,601	20.51%
378	Espanola	Dixon ES	18,707	18.01%
476	Espanola	Carlos F Vigil MS	124,674	12.97%
483	Espanola	James Rodriguez ES	61,269	12.62%
559	Espanola	San Juan ES	49,748	7.64%
646	Espanola	Tony E Quintana ES	38,552	2.83%
729	Espanola	New Alcalde ES	50,426	0.00%

2013-2014 wNMCI **DRAFT** Ranking, Sorted by District, Then Rank

3	Espanola-Charter	Carinos Charter School	55,924	80.72%
103	Estancia	Estancia Combined ES	81,283	33.64%
432	Estancia	Estancia HS	117,501	15.21%
454	Estancia	Estancia Valley Learning Center	3,840	13.98%
53	Eunice	Eunice HS	118,995	43.28%
724	Eunice	Mettie Jordan ES	81,865	0.00%
58	Farmington	Northeast ES	46,365	41.92%
94	Farmington	Hermosa MS	93,788	34.59%
143	Farmington	Country Club ES	63,644	29.52%
175	Farmington	Mesa Verde ES	50,571	27.81%
204	Farmington	McCormick ES	56,546	26.05%
207	Farmington	Ladera Del Norte ES	58,317	25.96%
259	Farmington	Apache ES	59,865	23.98%
272	Farmington	Piedra Vista HS	245,698	23.47%
295	Farmington	Bluffview ES	62,914	22.52%
306	Farmington	Mesa View MS	100,987	21.93%
349	Farmington	Animas ES	57,462	19.91%
448	Farmington	Esperanza ES	74,804	14.36%
526	Farmington	Rocinante HS	26,003	9.87%
546	Farmington	McKinley ES	71,170	8.44%
670	Farmington	Heights MS	83,956	1.61%
719	Farmington	Tibbetts MS	98,561	0.00%
78	Floyd	Floyd Combined School	94,941	37.37%
587	Fort Sumner	Fort Sumner Combined	124,702	5.86%
74	Gadsden	Chaparral ES	81,755	38.23%
172	Gadsden	Santa Teresa MS	132,268	28.07%
209	Gadsden	Riverside ES	66,148	25.93%
223	Gadsden	La Union ES	58,910	25.36%
235	Gadsden	Mesquite ES	74,760	25.05%
243	Gadsden	Sunland Park ES	57,584	24.55%
266	Gadsden	Desert Trail Intermediate	68,474	23.77%
282	Gadsden	Chaparral MS	93,937	23.07%
340	Gadsden	Loma Linda ES	56,660	20.43%
386	Gadsden	Santa Teresa HS	250,295	17.74%
437	Gadsden	Gadsden ES	62,565	14.88%
512	Gadsden	Gadsden MS	166,310	10.54%
529	Gadsden	Berino ES	87,167	9.76%
575	Gadsden	Chaparral HS	221,997	6.72%
583	Gadsden	Santa Teresa ES	63,357	6.07%
606	Gadsden	Sunrise ES	61,565	4.98%
632	Gadsden	Vado ES	61,565	3.30%
644	Gadsden	North Valley ES	61,565	2.90%
26	Gallup McKinley	Thoreau HS	120,259	54.14%
50	Gallup McKinley	Ramah ES	29,354	44.13%
56	Gallup McKinley	Crownpoint HS	99,209	43.18%
77	Gallup McKinley	Red Rock ES	51,436	37.42%
116	Gallup McKinley	Stagecoach ES	57,478	31.98%



2013-2014 wNMCI **DRAFT** Ranking, Sorted by District, Then Rank

281	Gallup McKinley	David Skeet ES	42,442	23.10%
322	Gallup McKinley	Navajo Pine HS	77,415	21.34%
332	Gallup McKinley	Rocky View ES	43,447	20.71%
334	Gallup McKinley	Chee Dodge ES	58,036	20.65%
358	Gallup McKinley	Thoreau MS	52,152	19.29%
362	Gallup McKinley	Crownpoint MS	54,677	19.12%
363	Gallup McKinley	Tohatchi HS	104,975	19.08%
408	Gallup McKinley	Ramah HS	64,430	16.58%
412	Gallup McKinley	John F. Kennedy MS	99,629	16.10%
438	Gallup McKinley	Gallup Central HS	33,976	14.86%
489	Gallup McKinley	Tobe Turpen ES	45,377	11.96%
502	Gallup McKinley	Gallup HS	401,900	10.92%
528	Gallup McKinley	Hiroshi Miyamura HS	198,476	9.77%
564	Gallup McKinley	Navajo ES	59,077	7.21%
578	Gallup McKinley	Tohatchi MS	45,894	6.43%
580	Gallup McKinley	Twin Lakes ES	41,206	6.31%
595	Gallup McKinley	Indian Hills ES	58,905	5.48%
626	Gallup McKinley	Gallup MS	102,981	3.79%
640	Gallup McKinley	Navajo MS	50,595	3.18%
662	Gallup McKinley	Tse' Yi' Gai HS	62,196	2.04%
687	Gallup McKinley	Tohatchi ES	46,180	1.07%
689	Gallup McKinley	Chief Manuelito MS	119,034	0.92%
705	Gallup McKinley	Crownpoint ES	48,592	0.41%
523	Gallup McKinley-Charter	Middle College Charter High School	3,314	9.96%
653	Grady	Grady Mun. Combined	69,532	2.62%
22	Grants Cibola	Los Alamitos MS	74,458	57.40%
102	Grants Cibola	Bluewater ES	20,444	33.67%
205	Grants Cibola	Mount Taylor ES	67,354	26.02%
367	Grants Cibola	Seboyeta ES	17,384	18.74%
452	Grants Cibola	Mesa View ES	55,573	14.06%
518	Grants Cibola	Grants HS	299,624	10.18%
601	Grants Cibola	Laguna-Acoma MS/ HS	120,648	5.21%
620	Grants Cibola	Cubero ES New 2011	37,482	4.05%
652	Grants Cibola	San Rafael ES	26,662	2.66%
669	Grants Cibola	Milan ES	77,403	1.66%
405	Hagerman	Hagerman Combined	149,474	16.66%
421	Hatch Valley	Hatch Valley ES	42,289	15.81%
433	Hatch Valley	Rio Grande ES	39,254	15.21%
491	Hatch Valley	Hatch Valley MS	70,024	11.83%
493	Hatch Valley	Garfield ES	33,799	11.72%
616	Hatch Valley	Hatch Valley HS	166,024	4.34%
39	Hobbs	Broadmoor ES	31,682	48.41%
82	Hobbs	Highland Junior HS	122,931	37.06%
152	Hobbs	Taylor ES	38,130	29.12%
174	Hobbs	College Lane ES	60,544	27.82%
197	Hobbs	Southern Heights ES	49,775	26.50%
227	Hobbs	Jefferson ES	42,906	25.31%

2013-2014 wNMCI **DRAFT** Ranking, Sorted by District, Then Rank

242	Hobbs	Booker T. Washington ES	48,092	24.67%
262	Hobbs	Edison ES	34,933	23.87%
331	Hobbs	Will Rogers ES	59,756	20.75%
338	Hobbs	Stone ES	53,758	20.48%
356	Hobbs	Coronado ES	49,806	19.56%
393	Hobbs	Houston Junior HS	109,982	17.38%
416	Hobbs	Sanger ES	42,547	15.97%
427	Hobbs	Hobbs Freshman School	174,399	15.56%
497	Hobbs	Mills ES	37,152	11.54%
714	Hobbs	Hobbs HS	370,611	0.00%
277	Hondo Valley	Hondo Combined school	56,830	23.30%
221	House	House Combined School	50,021	25.40%
201	Jal	Jal Jr./Sr. HS	121,227	26.32%
345	Jal	Jal ES	41,500	20.18%
336	Jemez Mountain	Coronado MS/HS	89,749	20.54%
350	Jemez Mountain	Gallina ES	16,777	19.90%
534	Jemez Mountain	Lybrook ES/MS	27,811	9.47%
401	Jemez Mountain-Charter	Lindrith Heritage Charter	11,569	16.76%
474	Jemez Valley	Jemez Valley HS	66,984	13.12%
492	Jemez Valley	Jemez Valley MS	35,432	11.74%
494	Jemez Valley	Jemez Valley ES	52,706	11.68%
43	Jemez Valley-Charter	San Diego Riverside Charter School	18,816	46.26%
627	Jemez Valley-State Chartered School	Walatowa Charter High School	11,860	3.74%
181	Lake Arthur	Lake Arthur Combined School	105,170	27.52%
98	Las Cruces	Fairacres ES	45,824	33.91%
101	Las Cruces	White Sands ES/MS	56,693	33.72%
111	Las Cruces	Desert Hills ES	76,726	32.78%
114	Las Cruces	MacArthur ES	46,241	32.48%
150	Las Cruces	Onate HS	281,096	29.18%
156	Las Cruces	Mesilla Park ES	62,964	28.97%
177	Las Cruces	Lynn MS	114,988	27.73%
199	Las Cruces	Picacho MS	125,599	26.35%
210	Las Cruces	Hillrise ES	56,080	25.92%
214	Las Cruces	Zia MS	116,516	25.79%
216	Las Cruces	Jornada ES	53,406	25.77%
218	Las Cruces	Vista MS	96,550	25.72%
224	Las Cruces	Alameda ES	52,277	25.36%
228	Las Cruces	Dona Ana ES	69,458	25.30%
236	Las Cruces	Mesilla ES	46,505	25.05%
267	Las Cruces	East Picacho ES	54,986	23.72%
298	Las Cruces	Sunrise ES	65,292	22.17%
318	Las Cruces	Hermosa Heights ES	63,372	21.47%
327	Las Cruces	Highland ES	84,789	21.15%
333	Las Cruces	Tombaugh ES	74,432	20.68%
344	Las Cruces	Booker T. Washington ES	68,294	20.25%
379	Las Cruces	Sierra MS	96,249	18.01%
394	Las Cruces	Conlee ES	58,788	17.36%

2013-2014 wNMCI **DRAFT** Ranking, Sorted by District, Then Rank

447	Las Cruces	San Andres Learning Center	49,001	14.44%
495	Las Cruces	Mayfield HS	296,855	11.62%
508	Las Cruces	Valley View ES	63,433	10.68%
515	Las Cruces	Cesar Chavez ES	75,291	10.34%
522	Las Cruces	Camino Real MS	115,817	9.99%
537	Las Cruces	Central ES	27,768	9.36%
618	Las Cruces	Columbia ES	78,000	4.21%
622	Las Cruces	Sonoma ES	85,899	3.85%
693	Las Cruces	Mesa Middle School	118,000	0.79%
697	Las Cruces	Centennial HS	324,400	0.60%
708	Las Cruces	Monte Vista ES	50,000	0.34%
720	Las Cruces	University Hills ES	56,410	0.00%
723	Las Cruces	Loma Heights ES	46,443	0.00%
59	Las Cruces-Charter	La Academia Dolores Huerta Charter	12,400	41.49%
455	Las Cruces-Charter	Las Montanas Charter School	26,737	13.96%
374	Las Cruces-State Chartered	Alma d' Arte Charter High School	38,660	18.15%
140	Las Vegas City	Sierra Vista ES	50,547	29.88%
162	Las Vegas City	Robertson HS	230,351	28.79%
189	Las Vegas City	Paul D. Henry ES	32,591	27.02%
325	Las Vegas City	Mike Mateo Sena ES	27,709	21.20%
395	Las Vegas City	Los Ninos ES	43,151	17.25%
414	Las Vegas City	Legion Park ES	34,219	16.05%
586	Las Vegas City	Memorial MS	104,130	5.98%
442	Logan	Logan Combined	90,369	14.68%
1	Lordsburg	Central ES	32,594	90.81%
16	Lordsburg	Southside ES	17,674	62.00%
51	Lordsburg	Lordsburg HS	89,920	43.71%
276	Lordsburg	R.V. Traylor ES	37,873	23.35%
585	Lordsburg	Dugan Tarango MS	41,718	6.01%
49	Los Alamos	Barranca Mesa ES	61,871	44.79%
83	Los Alamos	Pinon ES	57,520	37.03%
88	Los Alamos	Chamisa ES	47,894	36.23%
319	Los Alamos	Mountain ES	58,971	21.46%
716	Los Alamos	Los Alamos HS	309,840	0.00%
728	Los Alamos	Los Alamos MS	97,287	0.00%
133	Los Lunas	Peralta ES	48,554	30.29%
253	Los Lunas	Daniel Fernandez ES	59,030	24.12%
301	Los Lunas	Raymond Gabaldon ES	56,620	22.07%
343	Los Lunas	Valencia MS (AKA - Manzano Vista MS)	96,874	20.32%
347	Los Lunas	Los Lunas MS	100,475	20.03%
372	Los Lunas	Valencia ES	52,236	18.28%
403	Los Lunas	Tome ES	65,407	16.69%
423	Los Lunas	Ann Parish ES	67,682	15.72%
446	Los Lunas	Los Lunas ES	62,984	14.46%
501	Los Lunas	Valencia HS	205,569	11.32%
556	Los Lunas	Katherine Gallegos ES	61,243	7.75%
599	Los Lunas	Desert View ES	66,009	5.27%

2013-2014 wNMCI **DRAFT** Ranking, Sorted by District, Then Rank

642	Los Lunas	Century Alternative High	28,000	2.96%
661	Los Lunas	Bosque Farms ES	69,417	2.11%
668	Los Lunas	Sundance ES	70,546	1.70%
673	Los Lunas	Los Lunas Family School	10,000	1.55%
725	Los Lunas	Los Lunas HS	276,738	0.00%
310	Loving	Loving ES	44,075	21.87%
566	Loving	Loving HS	79,233	7.20%
664	Loving	Loving New MS	55,614	2.03%
52	Lovington	Yarbro ES	55,254	43.43%
110	Lovington	Jefferson ES	43,841	32.78%
289	Lovington	Lovington HS	214,771	22.83%
324	Lovington	Taylor MS	101,521	21.23%
375	Lovington	Lea ES	44,753	18.06%
431	Lovington	Llano ES	63,498	15.33%
440	Lovington	Ben Alexander ES	62,038	14.76%
443	Lovington	Lovington 6th Grade Academy	105,607	14.62%
487	Lovington	Lovington Freshman Academy	17,600	12.21%
641	Lovington	New Hope Alternative HS	5,400	3.17%
456	Magdalena	Magdalena Combined	143,306	13.94%
260	Maxwell	Maxwell Combined School	53,822	23.95%
126	Melrose	Melrose Combined School	113,040	31.29%
18	Mesa Vista	Ojo Caliente ES	22,278	60.45%
232	Mesa Vista	Mesa Vista MS/HS	71,460	25.13%
550	Mesa Vista	El Rito ES	24,766	8.07%
351	Mora	Mora Combined School	147,040	19.84%
396	Mora	Holman ES	21,086	17.24%
225	Moriarty / Edgewood	Moriarty HS	254,012	25.35%
248	Moriarty / Edgewood	Moriarty ES	65,435	24.29%
284	Moriarty / Edgewood	Edgewood ES	57,900	23.04%
381	Moriarty / Edgewood	Mountainview ES	67,809	17.94%
450	Moriarty / Edgewood	Route 66 ES	54,680	14.12%
472	Moriarty / Edgewood	South Mountain ES	43,174	13.25%
600	Moriarty / Edgewood	Edgewood MS	144,817	5.22%
726	Moriarty / Edgewood	Moriarty MS	66,672	0.00%
191	Mosquero	Mosquero Combined School	43,500	26.99%
109	Mountainair	Mountainair Jr./Sr. HS	70,744	32.78%
208	Mountainair	Mountainair ES	42,684	25.95%
709	NM School for the Blind	NMSBVI Albuquerque Campus	39,171	0.34%
186	NM School for the Deaf	NMSD Santa Fe Campus	262,052	27.22%
582	NM School for the Deaf	NMSD Albuquerque Preschool Campus	8,237	6.07%
7	NMSBVI Alamogordo Campus	Gymnasium (1952)	14,378	77.11%
8	NMSBVI Alamogordo Campus	Site	180,521	74.72%
10	NMSBVI Alamogordo Campus	Health Services (1933)	3,220	70.33%
71	NMSBVI Alamogordo Campus	Sacramento Dormitory (1968)	16,053	38.58%
86	NMSBVI Alamogordo Campus	Recreation/Ditzler Auditorium (1930)	19,026	36.68%
97	NMSBVI Alamogordo Campus	Wanda Raney Life Skills Center (1959)	10,574	33.96%
107	NMSBVI Alamogordo Campus	Garret Dormitory (1964)	14,145	33.14%

2013-2014 wNMCI **DRAFT** Ranking, Sorted by District, Then Rank

462	NMSBVI Alamogordo Campus	Library (1933)	4,830	13.77%
514	NMSBVI Alamogordo Campus	North Cottage (1930)	1,050	10.45%
565	NMSBVI Alamogordo Campus	South Cottage (1930)	1,050	7.21%
663	NMSBVI Alamogordo Campus	Jack Hall Building (1960)	24,426	2.04%
706	NMSBVI Albuquerque Campus	Site	39,171	0.39%
710	NMSBVI Albuquerque Campus	Early Childhood Facility (2009)	39,171	0.34%
516	NMSD Albuquerque Preschool	Site	8,237	10.34%
592	NMSD Albuquerque Preschool	Preschool Building (1995)	8,237	5.70%
24	NMSD Santa Fe Campus	Bldg 12-Health Center	6,154	55.27%
54	NMSD Santa Fe Campus	Cartwright Hall	22,457	43.23%
105	NMSD Santa Fe Campus	Bldg 09-Delgado Hall	11,945	33.35%
195	NMSD Santa Fe Campus	Bldg 15-Larson Gym	13,638	26.55%
635	NMSD Santa Fe Campus	Bldg 04-Connor Hall	30,350	3.24%
694	NMSD Santa Fe Campus	Bldg 13-Hester Hall	31,130	0.78%
699	NMSD Santa Fe Campus	Bldg 05-Cottage A	6,003	0.50%
700	NMSD Santa Fe Campus	Bldg 06-Cottage B	6,003	0.50%
701	NMSD Santa Fe Campus	Bldg 07-Cottage C	6,003	0.50%
702	NMSD Santa Fe Campus	Bldg 08-Cottage D	6,003	0.50%
269	Pecos	Pecos HS	96,160	23.57%
510	Pecos	Pecos ES	50,870	10.59%
638	Pecos	Pecos MS	20,690	3.19%
397	Penasco	Penasco ES	60,248	17.15%
422	Penasco	Penasco HS	68,757	15.81%
477	Penasco	Penasco MS	30,697	12.89%
164	Pojoaque Valley	Pojoaque MS	90,237	28.64%
430	Pojoaque Valley	Pablo Roybal ES	77,050	15.39%
451	Pojoaque Valley	Pojoaque HS	166,455	14.11%
660	Pojoaque Valley	Pojoaque Intermediate	31,306	2.16%
167	Portales	Portales Jr HS	91,737	28.34%
265	Portales	James ES	49,596	23.78%
339	Portales	Portales HS	193,091	20.43%
490	Portales	Valencia ES	53,496	11.88%
548	Portales	Brown ES	47,111	8.30%
688	Portales	Lindsey-Steiner ES	60,000	0.94%
60	Quemado	Datil ES	10,964	41.45%
464	Quemado	Quemado Combined	68,917	13.72%
300	Questa	Alta Vista ES/MS	70,172	22.07%
445	Questa	Questa Junior High/HS	126,828	14.51%
527	Questa	Rio Costilla ES	23,002	9.78%
657	Questa-State Chartered	Red River Valley Charter School	10,118	2.28%
79	Raton	Kearny ES	25,952	37.37%
230	Raton	Raton MS	54,773	25.25%
636	Raton	Raton HS	104,593	3.24%
9	Reserve	Glenwood ES	5,841	71.81%
19	Reserve	Reserve Combined School	90,992	59.02%
261	Rio Rancho	Rio Rancho ES	66,539	23.90%
268	Rio Rancho	Mountain View MS	124,106	23.70%

2013-2014 wNMCI **DRAFT** Ranking, Sorted by District, Then Rank

296	Rio Rancho	Martin Luther King, Jr. ES	114,563	22.50%
323	Rio Rancho	Eagle Ridge MS	139,338	21.30%
342	Rio Rancho	Puesta Del Sol ES	84,977	20.35%
377	Rio Rancho	Rio Rancho HS	379,923	18.02%
389	Rio Rancho	Enchanted Hills ES	106,410	17.54%
392	Rio Rancho	Colinas del Norte ES	101,532	17.40%
400	Rio Rancho	Lincoln MS	118,735	16.78%
461	Rio Rancho	Ernest Stapleton ES	87,201	13.79%
525	Rio Rancho	Vista Grande ES	88,251	9.94%
544	Rio Rancho	Rio Rancho MS	251,624	8.63%
590	Rio Rancho	Sue Cleveland HS	433,788	5.76%
613	Rio Rancho	Independence High	20,000	4.50%
667	Rio Rancho	Maggie Cordova ES	77,714	1.72%
684	Rio Rancho	Sandia Vista ES	80,800	1.10%
696	Rio Rancho	Cielo Azul ES	85,513	0.60%
5	Roswell	Del Norte ES	48,165	78.31%
17	Roswell	Mesa MS	80,242	61.53%
28	Roswell	Parkview Early Literacy Center	27,796	53.41%
36	Roswell	Nancy Lopez ES	32,462	50.24%
41	Roswell	Washington Avenue ES	38,950	46.71%
61	Roswell	Mountain View MS	65,802	41.14%
70	Roswell	Roswell HS	247,004	38.65%
160	Roswell	Goddard HS	237,394	28.87%
468	Roswell	Berrendo MS	108,235	13.54%
471	Roswell	Pecos ES	35,963	13.28%
591	Roswell	Sunset ES	42,721	5.75%
672	Roswell	University High	64,523	1.55%
682	Roswell	Sierra MS	109,940	1.12%
712	Roswell	Missouri ES	54,362	0.10%
715	Roswell	East Grand Plains ES	35,324	0.00%
722	Roswell	Monterrey ES	49,500	0.00%
359	Roswell-Charter	Sidney Gutierrez Charter Middle School	10,110	19.17%
509	Roy	Roy Combined School	51,400	10.65%
198	Ruidoso	Ruidoso HS	170,054	26.38%
498	Ruidoso	Sierra Vista Primary	40,102	11.51%
532	Ruidoso	White Mountain ES	49,466	9.61%
568	Ruidoso	Ruidoso MS	70,000	7.06%
612	Ruidoso	Nob Hill Early Childhood Center	10,000	4.52%
371	San Jon	San Jon Combined	88,899	18.46%
69	Santa Fe	Acequia Madre ES	20,492	38.97%
108	Santa Fe	Kearny ES	55,150	32.95%
121	Santa Fe	Francis X. Nava ES	34,395	31.57%
123	Santa Fe	Wood-Gormley ES	31,741	31.38%
184	Santa Fe	Cesar Chavez ES	64,315	27.23%
220	Santa Fe	Edward Ortiz MS	107,000	25.45%
234	Santa Fe	E. J. Martinez ES	41,078	25.07%
240	Santa Fe	Capital HS	183,031	24.85%



2013-2014 wNMCI **DRAFT** Ranking, Sorted by District, Then Rank

303	Santa Fe	Pinon ES	84,266	21.99%
341	Santa Fe	Amy Biehl Community School	64,516	20.36%
368	Santa Fe	Chaparral ES	56,884	18.73%
420	Santa Fe	R.M. Sweeney ES	68,289	15.87%
435	Santa Fe	Agua Fria ES	72,124	14.97%
466	Santa Fe	Atalaya ES	40,005	13.60%
479	Santa Fe	Santa Fe HS	325,234	12.87%
486	Santa Fe	El Dorado Community School	96,098	12.33%
507	Santa Fe	Calvin Capshaw MS	101,244	10.71%
531	Santa Fe	Ramirez Thomas ES	78,755	9.66%
547	Santa Fe	De Vargas MS	100,596	8.38%
552	Santa Fe	Aspen Community Magnet School	97,287	7.97%
560	Santa Fe	Salazar ES	56,487	7.53%
589	Santa Fe	Career Academy at Larragoite	22,298	5.86%
603	Santa Fe	Agua Fria Community School	137,957	5.16%
608	Santa Fe	Gonzales Community School	54,415	4.80%
659	Santa Fe	Tesuque ES	24,351	2.25%
707	Santa Fe	Carlos Gilbert ES	42,346	0.36%
21	Santa Fe-Charter	Tierra Encantada Charter School	28,000	57.43%
355	Santa Fe-Charter	Turquoise Trail Elementary Charter	65,681	19.70%
594	Santa Fe-Charter	Monte Del Sol Charter School	29,173	5.61%
685	Santa Fe-Charter	Academy for Technology and the	25,165	1.09%
118	Santa Rosa	Santa Rosa HS	107,788	31.95%
141	Santa Rosa	Santa Rosa ES	56,739	29.82%
562	Santa Rosa	Santa Rosa MS	42,300	7.38%
64	Silver	Jose Barrios ES	41,272	39.66%
85	Silver	Harrison H. Schmitt ES	59,416	36.85%
187	Silver	Sixth Street ES	33,618	27.17%
399	Silver	G.W. Stout ES	74,704	16.83%
549	Silver	Silver HS	193,194	8.30%
576	Silver	La Plata MS	108,953	6.60%
609	Silver	Silver City Opportunity School	9,000	4.67%
658	Silver	Cliff Combined	71,135	2.27%
44	Silver - State Chartered Schools	Aldo Leopold Charter	10,800	46.09%
330	Socorro	Socorro HS	136,527	20.89%
353	Socorro	Midway ES	13,755	19.76%
376	Socorro	Zimmerly ES	52,627	18.03%
488	Socorro	Raymond Sarracino MS	90,484	12.13%
524	Socorro	Parkview ES	79,400	9.96%
520	Socorro-Charter	Cottonwood Valley Charter School	18,052	10.10%
286	Springer	Springer ES/MS Combined	45,569	22.94%
434	Springer	Springer HS	54,025	15.17%
542	State Chartered Schools	Montessori Elementary Charter School	4,000	8.79%
120	T or C	Sierra ES	24,044	31.65%
213	T or C	Truth or Consequences MS	66,460	25.79%
428	T or C	Arrey ES	32,659	15.50%
645	T or C	Hot Springs HS	116,127	2.87%

2013-2014 wNMCI **DRAFT** Ranking, Sorted by District, Then Rank

4	Taos	Chrysalis Alternative School	7,440	80.10%
33	Taos	Ranchos de Taos ES	55,851	50.78%
247	Taos	Taos HS	212,569	24.34%
467	Taos	Arroyo del Norte ES	38,231	13.54%
517	Taos	Enos Garcia ES	110,304	10.28%
553	Taos	Taos MS	94,457	7.89%
615	Taos-Charter	Vista Grande Charter High School	10,016	4.41%
691	Taos-Charter	Taos Municipal Charter School	33,250	0.80%
704	Taos-Charter	Anansi Charter School	9,762	0.44%
25	Tatum	Tatum ES	36,745	55.06%
89	Tatum	Tatum Jr./Sr. HS	114,253	36.13%
604	Texico	Texico Combined	165,473	5.15%
292	Tucumcari	Tucumcari MS	79,085	22.63%
573	Tucumcari	Tucumcari ES	114,140	6.82%
692	Tucumcari	Tucumcari HS	119,277	0.79%
136	Tularosa	Tularosa MS	64,142	30.03%
469	Tularosa	Tularosa ES	69,252	13.53%
500	Tularosa	Tularosa Intermediate	47,144	11.43%
686	Tularosa	Tularosa HS	126,941	1.08%
302	Vaughn	Vaughn Combined School	69,155	22.05%
229	Wagon Mound	Wagon Mound Combined	64,713	25.25%
449	West Las Vegas	Tony Serna Jr. ES	27,613	14.29%
460	West Las Vegas	Valley ES/MS	49,239	13.80%
538	West Las Vegas	Luis E. Armijo ES	47,935	9.23%
540	West Las Vegas	Don Cecilio Martinez ES	29,704	9.14%
619	West Las Vegas	West Las Vegas HS	139,333	4.19%
312	West Las Vegas-Charter	Rio Gallinas Charter School	4,467	21.84%
287	Zuni	Zuni MS (Old Intermediate)	77,952	22.94%
621	Zuni	Zuni HS	116,224	3.90%
666	Zuni	Twin Buttes HS	21,638	1.95%

Schools with "NRC" rankings are charter schools that have not reached their first renewal, followed by the expected date of renewal of charter. As such, these schools are not measured against the New Mexico Educational Adequacy Standards. Upon PEC or District renewal of the charter, these schools will be measured, evaluated and prioritized in the above list and eligible for grants under the standards-based capital outlay process.

NRC-2012	Albuquerque-Charter	Corrales International School Charter Sc	16,140	0.00%
NRC-2012	ABQ-State Chartered	Cottonwood Classical Preparatory Chart	13,836	0.00%
NRC-2012	Albuquerque-Charter	Gordon Bernell Charter School	12,757	0.00%
NRC-2012	ABQ-State Chartered	Media Arts Collabrative Charter School	12,414	0.00%
NRC-2014	Gadsden-Charter	Anthony Charter School	6,297	0.00%
NRC-2014	ABQ-State Chartered	Cien Aguas International Charter School	13,524	0.00%
NRC-2014	ABQ-State Chartered	International School at Mesa del Sol Cha	5,376	0.00%
NRC-2014	ABQ-State Chartered	New America Charter School - Albuquerque	10,096	0.00%
NRC-2014	Santa Fe-State Chartered	NM School for the Arts Charter School	1,000	0.00%
NRC-2014	Los Lunas-State Chartered	School of Dreams Academy Charter Scho	21,106	0.00%
NRC-2014	Taos-State Chartered	Taos Academy Charter School	9,824	0.00%
NRC-2015	ABQ-State Chartered	ACE Leadership Charter High School	11,360	0.00%

2013-2014 wNMCI **DRAFT** Ranking, Sorted by District, Then Rank

NRC-2015	ABQ-State Chartered	Albuquerque School of Excellence Chart	24,652	0.00%
NRC-2015	ABQ-State Chartered	Albuquerque Sign Language Academy Ch	9,510	0.00%
NRC-2015	ABQ-State Chartered	South Valley Preparatory Charter School	7,488	0.00%
NRC-2015	Taos-State Chartered	Taos Integrated School of the Arts	14,954	0.00%
NRC-2015	Rio Rancho-State Chartered	The ASK Academy	24,100	0.00%
NRC-2015	Santa Fe-State Chartered	The MASTERS Program Early College Cha	10,000	0.00%
NRC-2015	ABQ-State Chartered	Tierra Adentro Charter School	7,762	0.00%
NRC-2016	Las Cruces-State Chartered	J. Paul Taylor Academy Charter School	9,629	0.00%
NRC-2016	ABQ-State Chartered	NM International Charter School	10,283	0.00%
NRC-2016	ABQ-State Chartered	The GREAT Academy	15,040	0.00%
NRC-2017	ABQ-State Chartered	Coral Community Charter School	26,047	0.00%
NRC-2017	Moriarty-State Chartered	Estancia Valley Classical Academy	23,000	0.00%
NRC-2017	Espanola-State Chartered	La Tierra Montessori School of the Arts a	6,730	0.00%
NRC-2017	Espanola-State Chartered	McCurdy Charter School	18,648	0.00%
NRC-2017	ABQ-State Chartered	Mission Achievement & Success	24,996	0.00%
NRC-2017	Las Cruces-State Chartered	New America Charter School - Las Cruce	24,329	0.00%
NRC-2017	Farmington-Charter	New Mexico Virtual Academy	2,531	0.00%
NRC-2017	ABQ-State Chartered	Sage Montessori Charter School	10,919	0.00%
NRC-2017	ABQ-State Chartered	Southwest Aeronautics, Mathmatics, & S	37,975	0.00%
NRC-2017	Gallup McKinley-Charter	Uplift Community Charter School	7,581	0.00%
NRC-2017	ABQ-State Chartered	William W. & Josephine Dorn Charter Co	9,715	0.00%

**PUBLIC SCHOOL CAPITAL OUTLAY COUNCIL**  
**2013-2014 PSCOC STANDARDS-BASED CAPITAL OUTLAY PROCESS**  
**PROPOSED WORKPLAN/TIMELINE**

**August 29, 2012      Awards Subcommittee Meeting—9:00 am**

**August 30, 2012      Administration, Maintenance & Standards Subcommittee—9:00 am**

**August 31, 2012      Pre-K Classroom Application Release**

**September 7, 2012      PSCOC Meeting**

- 2012-2013 Lease Assistance Awards
- 2012-2013 Master Plan Assistance Program - FMP Application and Procedures
- 2013-2014 Weight/Rank Methodology – New Mexico Condition Index (NMCI)
- 2013-2014 Variance Renewal – Charter & Alternative Schools
- PSFA FY2014 Budget & Organizational Structure
- Election of Chair & Vice Chair
- Strategic Planning Session

**September 10, 2012      Master Plan Assistance Program Application Release**

**September 21, 2012      Pre-K Classroom Applications Due**

**September 24, 2012      PSCOOTF Meeting**

**September 28, 2012      Administration, Maintenance & Standards Subcommittee—9:00 am**

**October 1, 2012      Awards Subcommittee Meeting—9:00 am**

**October 5, 2012      PSCOC Meeting**

- Draft 2013-2014 NMCI Ranking
- Pre-K Classroom Applications Received
- Adequacy Planning Guide - GSF Reductions

**October 9, 2012      Draft 2013-2014 NMCI Ranking released to Districts**

**October 9, 2012 thru November 16, 2012      PSFA Staff /District Representatives - Review/Refine NMCI Data**

**October 12, 2012      Master Plan Assistance Program - Applications Due**

**October 16-17, 2012      PSCOOTF Workgroup**

**October 22, 2012      Awards Subcommittee Meeting—2:00 PM**

**October 25, 2012      Administration, Maintenance & Standards Subcommittee—9:00 am**

**October 30, 2012 thru November 1, 2012      CES Workshop - Ben Lujan Maintenance Achievement Awards Ceremony**

<b>November 1, 2012</b>	<b>PSCOC Meeting</b> <ul style="list-style-type: none"><li>➤ Master Plan Assistance Program Awards</li><li>➤ Pre-K Classroom Awards</li><li>➤ Certification of SSTB funds</li></ul>
November 12, 2012	PSCOOTF Meeting
November 16, 2012	District Proposed Corrections to FAD due to PSFA
<b>November 28, 2012</b>	<b>Awards Subcommittee Meeting—9:00 am</b>
<b>November 29, 2012</b>	<b>Administration, Maintenance &amp; Standards Subcommittee—9:00 am</b>
<b>December 11, 2012</b>	<b>PSCOC Meeting</b> <ul style="list-style-type: none"><li>➤ 2013-2014 Preliminary NMCI Ranking</li></ul>
December 12, 2012	PSCOOTF Workgroup
December 14, 2012	2013-2014 Preliminary NMCI Rank challenges due to PSFA
<b>January 7, 2013</b>	<b>Awards Subcommittee Meeting—9:00 am</b>
<b>January 8, 2013</b>	<b>Administration, Maintenance &amp; Standards Subcommittee—9:00 am</b>
<b>January 10, 2013</b>	<b>PSCOC Meeting</b> <ul style="list-style-type: none"><li>➤ 2013-2014 Adjusted Preliminary NMCI Ranking</li><li>➤ 2013-2014 Standards-Based Preliminary Funding Pool</li><li>➤ Approval of 2013 QZAB &amp; QSCB Applications</li></ul>
January 15, 2013 thru March 16, 2013	Legislative Session (60 day)
January 14, 2013	QZAB & QSCB Applications Release
February 22, 2013	QZAB & QSCB Applications Due
March 1, 2013	2013-2014 Standards-Based Capital Outlay Application Release
March 27-29, 2013	PED Spring Budget Workshop - Tentative
April 1, 2013	2013-2014 Standards-Based Capital Outlay & Roof Pre-Applications Due
April 1, 2013	2013-2014 NMCI Rank Appeals due from Districts
<b>April 5, 2013</b>	<b>Awards Subcommittee Meeting—9:00 am</b>
<b>April 4, 2013</b>	<b>Administration, Maintenance &amp; Standards Subcommittee—9:00 am</b>
<b>April 9, 2013</b>	<b>PSCOC Meeting</b> <ul style="list-style-type: none"><li>➤ 2013-2014 Standards-Based Pre-Applications Received</li><li>➤ 2013-2014 Standards-Based Roof Applications Received</li><li>➤ 2013-2014 NMCI Rank Appeals</li></ul>

	<ul style="list-style-type: none"><li>➤ Legislative Changes – Review</li><li>➤ QZAB &amp; QSCB Awards</li></ul>
April 19, 2013	District roof applications distributed to roof consultants for development of cost proposals
April 22, 2013	Lease Payment Assistance Application—Mail-out to Districts
April 22, 2013	Awards Subcommittee Meeting—9:00 am
April 25, 2013	Administration, Maintenance & Standards Subcommittee—9:00 am
May 3, 2013	PSCOC Meeting <ul style="list-style-type: none"><li>➤ SSTB Certification</li></ul>
May 6, 2013	2013-2014 Standards-Based Capital Outlay Full Applications Due
May 10, 2013	Roof consultant proposals due to each applicant district
May 13-29, 2013	PSFA RM site visits and assistance to districts for 2013-2014 Standards-Based Capital Outlay
May 31, 2013	Roof consultant notices to proceed (PO issued) from districts
May 31, 2013	2013-2014 Standards-Based Capital Outlay Site Visit reports shared with Districts
June 7, 2013	2013-2014 Standards-Based Capital Outlay Final Revised Applications Due to PSFA
June 12, 2013	Awards Subcommittee Meeting—9:00 am
June 13, 2013	Administration, Maintenance & Standards Subcommittee—9:00 am
June 14, 2013	2013-2014 Standards-Based Capital Outlay Presentation Materials Due to PSFA
June 14, 2013	Lease Payment Assistance Application Deadline
June 20-21, 2013	PSCOC Meeting – District Presentations (TBA)
June 28, 2013	Roof consultant site visits conclude, with reports due to PSFA
July 17, 2013	Administration, Maintenance & Standards Subcommittee—9:00 am
July 18, 2013	Awards Subcommittee Meeting—9:00 am
July 25, 2013	PSCOC Meeting <ul style="list-style-type: none"><li>➤ 2013-2014 Standards-Based Capital Outlay Awards</li><li>➤ 2013-2014 Standards-Based Roof Awards</li><li>➤ 2013-2014 Lease Assistance Awards</li><li>➤ PSFA FY2015 Budget &amp; Organizational Structure</li></ul>



**August 28, 2013      Awards Subcommittee Meeting—9:00 am**

**August 29 2013      Administration, Maintenance & Standards Subcommittee—9:00 am**

**September 5, 2013      PSCOC Meeting**

Max. Building Gross Square Footage per Student for Elem. Schools (Grades K - 6)					
Maximum Total Projected Enrollment	Gross Square Footage per Student (GSF/Student) 'To Adequacy' CURRENTLY	Total Facility GSF 'To Adequacy' CURRENTLY	Gross Square Footage per Student (GSF/Student) 'To Adequacy' PROPOSED	Total Facility GSF 'To Adequacy' PROPOSED	GSF Reduction
25	250	6250	188	4700	1550
50	200	10000	150	7500	2500
100	180	18000	135	13500	4500
150	170	25500	128	19200	6300
200	160	32000	120	24000	8000
250	150	37500	113	28250	9250
300	150	45000	113	33900	11100
350	150	52500	113	39550	12950
400	140	56000	105	42000	14000
450	135	60750	101	45450	15300
500	130	65000	98	49000	16000
550	125	68750	94	51700	17050
600	125	75000	94	56400	18600
650	125	81250	94	61100	20150
700	125	87500	94	65800	21700
750	125	93750	94	70500	23250
800	125	100000	94	75200	24800
850	125	106250	94	79900	26350
900	125	112500	94	84600	27900
950	125	118750	94	89300	29450
1000	125	125000	94	94000	31000

Max. Building Gross Square Footage per Student for Mid Schools (Grades 6 - 7 - 8)						
Maximum Total Projected Enrollment		Gross Square Footage per Student (GSF/Student) 'To Adequacy' CURRENTLY	Total Facility GSF 'To Adequacy' CURRENTLY	Gross Square Footage per Student (GSF/Student) 'To Adequacy' PROPOSED	Total Facility GSF 'To Adequacy' PROPOSED	GSF Reduction
	50	300	15000	225	11250	3750
	100	250	25000	188	18800	6200
	150	200	30000	150	22500	7500
	200	180	36000	135	27000	9000
	250	170	42500	128	32000	10500
	300	170	51000	128	38400	12600
	350	160	56000	120	42000	14000
	400	160	64000	120	48000	16000
	450	150	67500	113	50850	16650
	500	150	75000	113	56500	18500
	550	150	82500	113	62150	20350
	600	140	84000	105	63000	21000
	650	140	91000	105	68250	22750
	700	130	91000	98	68600	22400
	750	130	97500	98	73500	24000
	800	130	104000	98	78400	25600
	850	130	110500	98	83300	27200
	900	130	117000	98	88200	28800
	950	130	123500	98	93100	30400
	1000	130	130000	98	98000	32000
above	1000	130		98		

Max. Building Gross Square Footage per Student for High Schools (Grades 9 - 12)						
Maximum Total Projected Enrollment		Gross Square Footage per Student (GSF/Student) 'To Adequacy' CURRENTLY	Total Facility GSF 'To Adequacy' CURRENTLY	Gross Square Footage per Student (GSF/Student) 'To Adequacy' PROPOSED	Total Facility GSF 'To Adequacy' PROPOSED	GSF Reduction
	50	300	15000	225	11250	3750
	100	250	25000	188	18800	6200
	150	230	34500	173	25950	8550
	200	220	44000	165	33000	11000
	250	210	52500	158	39500	13000
	300	200	60000	150	45000	15000
	350	200	70000	150	52500	17500
	400	190	76000	143	57200	18800
	450	190	85500	143	64350	21150
	500	180	90000	135	67500	22500
	550	170	93500	128	70400	23100
	600	170	102000	128	76800	25200
	650	170	110500	128	83200	27300
	700	170	119000	128	89600	29400
	750	170	127500	128	96000	31500
	800	170	136000	128	102400	33600
	850	170	144500	128	108800	35700
	900	160	144000	120	108000	36000
	950	160	152000	120	114000	38000
	1000	160	160000	120	120000	40000
above	1000	160		120		

By reducing the APG GSF per student, every project may be challenged with regards to space utilization efficiency. The revised APG are intended to functionally support all of a school's educational programs, yet to encourage multi-use spaces and other utilization maximizing strategies that will reduce facility size. It is however recommended that guideline maximums be allowed to be challenged first to the PSFA on a case-by-case and educational program-by-program basis. If agreement cannot be reached, districts should be allowed to appeal any PSFA decisions to the PSCOC. Appeals to the PSCOC should be required to be in writing and no later than 20 days prior to the next PSCOC meeting

# **TAB 4**

## **DIRECTOR'S REPORT:**

### **a. Project Status Reports**

- PSCOC Project Status Report
- Master Plan Project Status Report
- Lease Assistance Report

### **b. Chama Update**

PSCOC Project Status Report

9/27/2012

Non Applicable

Ahead of Schedule

On Schedule

Behind Schedule

Behind Schedule, No Progress

ED - ED Spec Development : Developing RFP/Contracts for Ed Spec Writer  
PD - Project Development : Developing RFP/Contracts for Design Professionals  
DD - Design Development : Project design development through completion of construction documents (plans and specs, bidding/proposal phase)  
C - Construction : Project under construction  
SC - Substantial Completion : Project in punchlist phase  
CP - Correction Period : Project complete and under warranty  
PO - Post Occupancy Evaluation

School District	Proj #	Project Name	ED	PD	DD	C	SC	CP	PO	Project Status	Manager Report	TOTAL	Committed	Expended	Balance
	P06-007	Tierra Amarilla Middle School / Escalante High School								CP / 50% / 10 mos	Received additional funding to complete items idenified still remaining prior to final approval and closeout of project. Work being planned and scheduled	\$15,531,543	\$14,118,473	\$15,319,050	\$1,413,070
	P07-003	New Tierra Amarilla Elementary								CP / 50% / 10 mos	Received additional funding to complete items idenified still remaining prior to final approval and closeout of project. Work being planned and scheduled	\$6,069,196	\$5,350,326	\$5,358,986	\$293,652
Alamogordo Public Schools	P11-001	Yucca Elementary Renovation								DD / 35% / 8 mos	A meeting took place on 01-18-12 to kick off design development. Design is expected to proceed through 95% CD owner review on 07-11-12. The drawings will be shelved until 03-18-13 when review for new codes will take place in order to allow time for the new elementary school to be designed and constructed. Therefore, 100% CD permit drawings for this project are expected to be completed by 04-29-13 and construction is expected to take place from 07-10-13 to 08-12-14. The total design time will be approximately 6.5 months in a 16 month period beginning January 2012. The DP submitted the program statement RASC earlier this month and it is currently being reviewed for approval by NMPSFA staff. A committment approval for roof design review will be submitted through E-Builder before the end of August. The design professional is working on schematic design.	\$266,056	\$122,513	\$52,384	\$143,543
Alamogordo Public Schools	P11-002	Yucca Elementary (New)								DD / 65% / 4 mos	The MOU schedule was revised to account for a delay in issuing the RFP for design professional services. Design professional interviews took place on 02-16-12 and a tentative selection was made. The tentative selection went to the School Board for approval on 03-18-12. The design professional agreement was submitted to NMPSFA Albuquerque on 04-02-12 for review/approval. Design for this project is being delayed due to the fact that there are subsurface voids on the site that need to be investigated. Construction for this project is expected to begin in January 2013 and end in January 2014. The DP submitted a program statement RASC on 05-10-12 and a hard copy was mailed to the NMPSFA Albuquerque office on 05-18-12. Schematic design RASC is pending approval.	\$720,563	\$499,874	\$166,508	\$220,689
Albuquerque Public Schools	P06-002	New Southwest High School (Atrisco Heritage)								CP / 70% / 5 mos		\$52,501,636	\$51,151,150	\$50,886,605	\$1,350,486
Albuquerque Public Schools	P12-001	Douglas MacArthur Elementary School								DD / 90% / 3 mos	Kitchen and Cafeteria addition in design. Kindergarten classroom addition design 100% complete.	\$0	\$0	\$0	\$0
Albuquerque Public Schools	P12-002	McKinley Middle School								DD / 0% / 10 mos	Science classrooms renovation design 100% complete. Contractor selection undreway. General classrooms addition RFP issued for design September 2012 should be under contract October 2012.	\$430,982	\$0	\$0	\$430,982
Albuquerque Public Schools	P12-003	Chaparral Elementary School								DD / 100% / 2 mos	Design 100% complete. APS waiting for funding to be released. Scheduled to go out for construction RFP in September 2012. APS has been reiumbursed for the portion of the design fees to adequacy. APS has begun the phase I preliminary site work and fields to get ready for the construction project. The phase I project is behind schedule at this time.	\$815,755	\$291,327	\$291,327	\$524,428
Albuquerque Public Schools	R10-002	MacArthur Elementary Roof								DD / 100% / mos	APS To Fund 100%, will receive credit on offset. This project is designed but is ON HOLD BY APS. It will be completed at the same time the kindergarten classrooms, kitchen and cafeteria addition project is constructed.	\$0	\$0	\$0	\$0

PSCOC Project Status Report

9/27/2012

Non Applicable

Ahead of Schedule

On Schedule

Behind Schedule

Behind Schedule, No Progress

ED - ED Spec Development : Developing RFP/Contracts for Ed Spec Writer  
PD - Project Development : Developing RFP/Contracts for Design Professionals  
DD - Design Development : Project design development through completion of construction documents (plans and specs, bidding/proposal phase)  
C - Construction : Project under construction  
SC - Substantial Completion : Project in punchlist phase  
CP - Correction Period : Project complete and under warranty  
PO - Post Occupancy Evaluation

School District	Proj #	Project Name	ED	PD	DD	C	SC	CP	PO	Project Status	Manager Report	TOTAL	Committed	Expended	Balance
Belen Consolidated Schools	P12-004	Family School								ED / 100% / 1 mos	Ed spec submitted to PSFA for review. The District will be presenting at the awards subcommittee October 1st. The additional funding request will be presented at the Awards subcommittee October 1st.	\$0	\$0	\$0	\$0
Belen Consolidated Schools	R11-001	Belen High School Roof								CP / 40% / 7 mos	In correction period.	\$0	\$0	\$0	\$0
Bernalillo Public Schools	P09-008	Willanna D. Carroll Elementary School (Grades 3,4,5)								SC / 100% / 1 mos	Project complete.11th month meeting to be held on HVAC-contractor and engineer are working with manufacturer of faulty MAU duct detectors to replace and re-install.	\$8,518,917	\$5,000,373	\$4,994,103	\$3,518,544
Bernalillo Public Schools	P09-009	Roosevelt Elementary School - Remodel Carroll E.S. K-2								CP / 100% / 1 mos	closeout meeting scheduled for Sep 27th	\$7,167,079	\$4,510,317	\$4,414,041	\$2,656,762
Bernalillo Public Schools	P12-005	Bernalillo High School								PD / 0% / 24 mos	District and PSFA received a copy of the ed spec on 4/15. District and PSFA currently reviewing. RFP for design services due on 8/24; committee to review on 8/28. Finalists interviewed 9/20- recommendation to the Board meeting on 9/27/2012.	\$1,355,200	\$33,497	\$18,487	\$1,321,703
Cimarron Municipal Schools	P09-012	Moreno Valley High School								CP / 100% / mos	Certificate of Final Completion issued.	\$531,000	\$531,000	\$531,000	\$0
Clovis Municipal Schools	P08-009	La Casita Elementary								SC / 100% / 1 mos	Final punch list complete. Working with DP and contractor to develop final change order.	\$7,390,000	\$6,273,278	\$5,820,949	\$1,116,722
Clovis Municipal Schools	P09-013	Bella Vista Elementary School								C / 30% / 13 mos	Class room addition exterior 75% complete. New multipurpose/performing arts addition steel erected, framing beginning.	\$6,682,844	\$5,874,169	\$4,075,890	\$808,675
Clovis Municipal Schools	P09-014	James Bickley Elementary School								DD / 90% / 1 mos	Design Development finishing up, Drawings and Specs completed, along with Consultant Reviews. Current estimated MACC for project is \$12.85 million, over \$2.3 million higher than initial MACC. Waiting on Summary of increased cost from DP prior to spawning 21-day RASC review.	\$587,782	\$587,782	\$261,281	\$0
Clovis Municipal Schools	P09-015	Lockwood Elementary School								C / 15% / 11 mos	Construction has commenced with soil lifts being completed. Masonry is being laid, and utility trenches commenced.	\$651,298	\$9,820,981	\$1,444,646	\$1,609,490
Clovis Municipal Schools	P09-016	Marshall Junior High School								C / 90% / 1 mos	Phase I lacking only a few incomplete punch list items. Phase II contractor is 90% complete and working to achieve substantial completion by the end of April.	\$6,662,826	\$5,336,670	\$4,808,194	\$1,326,156
Clovis Municipal Schools	P11-020	New Middle School								C / 45% / 9 mos	Site work - parking lot concrete approx 95%, roadways 85%. Geothermal wells 100%, Irrigation well 95% Bldg A - Roofing 90%, HVAC duct & elec rough in process Bldg B - Masonry 95%, Steel 95%, Roofing 100% over gyms - locker rm section to follow, HVAC duct & elec rough in process Bldg C - Masonry 100%, Steel 100%, Roof decking 100%, HVAC duct & elec rough in process Bldg D - Roofing 100%, Floor grinding underway, HVAC duct & elec rough in process Bldg E - Masonry 100%, Steel 80% Bldg F - Masonry 90%, Steel 20%	\$19,157,451	\$16,797,822	\$6,085,663	\$2,359,629
Clovis Municipal Schools	R10-006	Clovis HS								CP / 95% / 1 mos	Close out meeting was held with the district, architect, contractor and PSFA. All required close out documents were submitted and received.	\$469,352	\$421,366	\$420,377	\$47,986
Clovis Municipal Schools	R11-004	Clovis High School Roof								C / 65% / 2 mos	Work is progressing well with the recent good weather. Project was delayed due to adverse weather.	\$1,122,513	\$941,447	\$0	\$181,066

PSCOC Project Status Report

9/27/2012

- Non Applicable
- Ahead of Schedule
- On Schedule
- Behind Schedule
- Behind Schedule, No Progress

- ED - ED Spec Development : Developing RFP/Contracts for Ed Spec Writer
- PD - Project Development : Developing RFP/Contracts for Design Professionals
- DD - Design Development : Project design development through completion of construction documents (plans and specs, bidding/proposal phase
- C - Construction : Project under construction
- SC - Substantial Completion : Project in punchlist phase
- CP - Correction Period : Project complete and under warranty
- PO - Post Occupancy Evaluation

School District	Proj #	Project Name	ED	PD	DD	C	SC	CP	PO	Project Status	Manager Report	TOTAL	Committed	Expended	Balance
Clovis Municipal Schools	R11-005	9th Grade Academy Roof								C / 60% / 3 mos	Work is progressing well with the recent good weather. Project was delayed due to adverse weather.	\$1,457,158	\$1,249,253	\$0	\$207,905
Cobre Consolidated Schools	P09-017	Central Elementary School								C / 90% / 1 mos	Contractor is starting to work on finishes. Sheetrock 95% complete. Exterior stucco, interior drywall and painting working 75% complete. There are still some issues with sitework, side walks and drainage.Contractor is expected to complete on time however,the PED, Pre k additon may affect some completion issues during the month of August 2012. Interior and Exterior work continuing and progressing well. Concrete curbs and parking lots have been poured and paved as of 7-10-12 - Work inside building continues to move well. Contractor is finishing up interior work and punch list has been provided by owner. It is anticipated that the contractor will be done by mid September. There are some ponding issues at the exterior ponding site that are being addressed, but this should not cause any delays. Substantial completion was signed on 9-20-12 and it is anticipated that work will be complete by September 30, 2012, with an anticipated move in date from the District on October 15, 2012. Some site work continues and general clean-up. Punch list(s) are schedule for week of 9-24-12.	\$7,560,862	\$6,682,744	\$6,203,297	\$638,118
Cobre Consolidated Schools	P11-003	Bayard Elementary								DD / 60% / 5 mos	We are currently in discussion with the HVAC system and LCCA that needs to be provided by ASA architects on Bayard ES. RBM working with District, DP, and PSFA to provide answers to Glenn's five questions as well as proposing 3 different systems and the LCCA associated with them. 5 questions (draft) uploaded into e-Builder and waiting on ASA response to the LCCA. When LCCA is provided and uploaded, can then submit SD in e-Builder and DD is already in e-Builder waiting on review. Awaiting response from PSFA office on LCCA. Submitted District letter in response to HVAC needs. DD in e-Builder, but waiting on SD to get submitted and approved once a determination is made on LCCA.	\$587,711	\$458,064	\$175,298	\$129,647
Cobre Consolidated Schools	R11-006	Cobre High School Roof								SC / 100% / 1 mos	Project complete.	\$322,815	\$112,800	\$0	\$210,015
Deming Public Schools	P07-005	Deming High School								PD / 0% / 22 mos	The FMP has been contracted. The district wants to wait until they have more community involvement in the FMP process to move forward on assessments for the existing high school location. No new information.	\$2,700,000	\$16,283	\$16,283	\$2,683,717
Deming Public Schools	R11-008	Deming Intermediate School Roof								C / 100% / 1 mos	Did a substantial completion walk-thur with DP, DR, and contractor. Found various areas on the roof that need to be addressed - should not take more than a day or two to complete. Roof coating looks good and contrator should be 100% complete by end of June 2012. Contractor working on punch list items - it is expected that the contractor will still be done by end of June 2012 or first week of July 2012. Work 100% complete and Contractor final punch list completed as of 7-13-12. Scheduling final walk-thru with District, DP and contractor week of 7-16-12. Substantial completion achieved on 7-18-12 and roof is COMPLETE.	\$210,955	\$153,641	\$0	\$57,314
Espanola Public Schools	P06-012	Alcalde Elementary School								C / 10% / 12 mos	Construction work is ongoing.	\$438,051	\$4,708,141	\$543,854	(\$4,270,090)



PSCOC Project Status Report

9/27/2012

Non Applicable

Ahead of Schedule

On Schedule

Behind Schedule

Behind Schedule, No Progress

ED - ED Spec Development : Developing RFP/Contracts for Ed Spec Writer  
PD - Project Development : Developing RFP/Contracts for Design Professionals  
DD - Design Development : Project design development through completion of construction documents (plans and specs, bidding/proposal phase)  
C - Construction : Project under construction  
SC - Substantial Completion : Project in punchlist phase  
CP - Correction Period : Project complete and under warranty  
PO - Post Occupancy Evaluation

School District	Proj #	Project Name	ED	PD	DD	C	SC	CP	PO	Project Status	Manager Report	TOTAL	Committed	Expended	Balance
Espanola Public Schools	P12-006	Velarde Elementary School								DD / 55% / 3 mos	Due to the late procurement of design professional services, we were not able to meet the original MOU schedule.The district submitted a letter to PSFA asking to revise the original MOU schedule. Design development phase submittal was rejected: the architect's estimate is higher than the approved MACC; some designed new spaces and the Art/music room w/the new restroom are above adequacy and we need the commitment from the district that they will pay for those spaces in their entirety; SB-9 election failed in Espanola on September 18th - district has to demonstrate its ability to maintain new/renovated facility.	\$0	\$0	\$0	\$0
Espanola Public Schools	P12-008	E.T.S. Fairview Elementary School								DD / 10% / 8 mos	The district issued a second RFP for the design services and received 11 proposals. SMPC architects were selected as a DP for this project. Programming submittal to PSFA is approved.	\$781,000	\$423,938	\$36,611	\$357,062
Estancia Municipal Schools	P12-009	Estancia Middle School								DD / 30% / 7 mos	Ed Spec process complete. Architect selected. Programming complete. Schematic Design in progress.	\$493,521	\$260,693	\$43,043	\$232,828
Estancia Municipal Schools	R10-007	Estancia HS Wood Shop								CP / 100% / mos	Roof construction is completed.	\$67,737	\$51,127	\$47,378	\$16,610
Estancia Municipal Schools	R10-008	Estancia Upper ES								CP / 100% / mos	Project is complete.	\$945,396	\$595,130	\$588,221	\$350,266
Eunice Public Schools	P10-001	Mettie Jordan Elementary								CP / 30% / 11 mos	Construction of Phase I was completed behind schedule, but completed prior to completion of Phase II of the project. Correction/Punchlist is still on-going, with HVAC issues remaining to be resolved.	\$1,728,968	\$1,341,472	\$1,261,695	\$387,496
Farmington Municipal Schools	P08-004	McKinley Elementary								PO / 0% / 7 mos	Project Complete. HIP Analysis remaining to be done.	\$8,256,116	\$8,203,760	\$8,108,797	\$52,356
Farmington Municipal Schools	P10-003	Tibbetts Middle School								C / 50% / 10 mos	Construction is proceeding ahead of schedule.	\$20,060,000	\$12,892,489	\$6,039,124	\$7,167,511
Fort Sumner Municipal Schools	P08-020	Ft. Sumner Combined School								CP / 100% / mos	Project is complete.	\$15,627,201	\$14,160,579	\$14,162,696	\$1,466,622
Gadsden Independent Schools	P07-007	Gadsden High School								CP / 100% / mos	This project has reached final completion. Final financial closeout is expected by the end of August 2012.	\$6,955,906	\$6,889,664	\$6,885,848	\$66,242
Gadsden Independent Schools	P08-003	Gadsden High School								C / 85% / 8 mos	Construction began on 06-27-11. This project allows 660 working days; thus, the substantial completion date is 04-18-13. Demolition of the existing vocational building is complete. Northern half of new addition is approximately 85% complete and is now occupied. Southern half of the addition is under construction.	\$13,151,249	\$8,650,666	\$7,462,973	\$4,500,583
Gadsden Independent Schools	P08-014	Berino Elementary (existing)								C / 90% / 1 mos	Service path around the building is under construction. Interior punch list for renovated portion has been generated and GC is addressing the punch list items.	\$11,289,571	\$6,940,274	\$6,014,771	\$4,349,297
Gadsden Independent Schools	P09-018	Anthony Elementary School								CP / 99% / 1 mos	Notice to proceed was signed 06-07-10. The contract allowed 793 calendar days, which makes substantial completion through construction phase V (final) on August 9, 2012. New addition and old cafetorium were occupied on August 3, 2011. East portion of the 1978 addition was occupied on August 24, 2011. The 1972 building was occupied on April 11, 2012. Interior punch list work should be complete. Exterior punch list was generated in May including building/roofing and civil and should be complete. Landscape work is complete. Punch list verification inspection will be performed before the end of August 2012.	\$12,991,400	\$10,544,320	\$10,249,415	\$2,447,080

PSCOC Project Status Report

9/27/2012

Non Applicable

Ahead of Schedule

On Schedule

Behind Schedule

Behind Schedule, No Progress

ED - ED Spec Development : Developing RFP/Contracts for Ed Spec Writer  
PD - Project Development : Developing RFP/Contracts for Design Professionals  
DD - Design Development : Project design development through completion of construction documents (plans and specs, bidding/proposal phase)  
C - Construction : Project under construction  
SC - Substantial Completion : Project in punchlist phase  
CP - Correction Period : Project complete and under warranty  
PO - Post Occupancy Evaluation

School District	Proj #	Project Name	ED	PD	DD	C	SC	CP	PO	Project Status	Manager Report	TOTAL	Committed	Expended	Balance
Gadsden Independent Schools	R12-002	Chaparral Elementary School Roof								C / 70% / 1 mos	All field roofing is complete and the contractor is working on detailing.	\$721,522	\$505,836	\$336,468	\$215,686
Gadsden Independent Schools	R12-003	Sunland Park Elementary School Roof								C / 45% / 1 mos	Work is ongoing. The "bird tower" has been removed and remaining has been completed. Tpo membrane work was expected to be completed on August 17, 2012 but weather has delayed the scheduled completion.	\$28,800	\$29,413	\$17,976	(\$613)
Gadsden Independent Schools	R12-004	Desert View Elementary School Roof								C / 45% / 1 mos	MOU was signed on 06-20-11. The design professional agreement was submitted by the architect for review and approval on 09-16-11. Benchmark was given a purchase order for design review last week. Revised budget was submitted as requested by the NMSPFA Albuquerque office. Bid opening was held on 12-07-11 and the apparent low bidder is CD General Contracting. The notice of award was signed on 01-11-12. GC contract was approved by NMPSFA on 02-08-12. A pre-construction meeting was scheduled for 02-24-12 from 10:30 a.m. to 11:30 a.m. This project allows 180 calendar days per contract. The substantial completion date is 08-08-12. Project is expected to be complete by August 24th pending any weather delays.	\$28,800	\$29,413	\$19,183	(\$613)
Gadsden Independent Schools	R12-005	Riverside Elementary School Roof								C / 45% / 1 mos	MOU was signed on 06-20-11. The design professional agreement was submitted by the architect for review and approval on 09-16-11. Benchmark was given a purchase order for design review last week. Revised budget was submitted as requested by the NMSPFA Albuquerque office. Bid opening was held on 12-07-11 and the apparent low bidder is CD General Contracting. The notice of award was signed on 01-11-12. GC contract was approved by NMPSFA on 02-08-12. A pre-construction meeting was scheduled for 02-24-12 from 10:30 a.m. to 11:30 a.m. This project allows 180 calendar days per contract. The substantial completion date is 08-08-12. Work is ongoing. The "bird tower" has been removed and remaining completed. Tpo work was expected to be complete by August 11, however, weather has delayed the scheduled completion.	\$28,800	\$29,413	\$19,444	(\$613)
Gallup-McKinley County Public Schools	P06-015	Gallup Middle School								CP / 100% / mos	Gallup Middle School - Phase 2. Construction is complete.	\$7,643,289	\$7,617,801	\$7,596,983	\$25,488
Gallup-McKinley County Public Schools	P08-016	Gallup Jr. High School								CP / 99% / 1 mos	Contractor to complete outstanding items including: the punch list, roof warranties, and PAC checklist. Contractor is scheduled to be onsite Sept. 20th to complete outstanding work. The surety has been contacted regarding claims submitted to the owners by subcontractors for nonpayment and to provide a list of outstanding and incomplete work remainig on the Contract. The contractor has been asked to provide release of liens and waivers from all subcontractors when the work is complete.	\$36,473,734	\$28,683,685	\$28,057,663	\$7,790,049
Gallup-McKinley County Public Schools	P09-019	Thoreau Middle School								CP / 100% / mos	Project is complete. Project Audit needs to be completed.	\$10,076,000	\$9,037,269	\$9,010,177	\$1,038,731
Gallup-McKinley County Public Schools	P10-004	Crownpoint Elementary School								C / 65% / 4 mos	Project is on schedule. Contractor installing vapor barrier and dense glass on south side area C Interior framing, exterior facia, being installed throughout. Electrical, plumbing, and HVAC installation ongoing. Brick veneer installation at area A. Metal roof installation ongoing in Area B & C	\$12,859,099	\$11,694,030	\$6,131,284	\$1,165,069

PSCOC Project Status Report

9/27/2012

Non Applicable

Ahead of Schedule

On Schedule

Behind Schedule

Behind Schedule, No Progress

ED - ED Spec Development : Developing RFP/Contracts for Ed Spec Writer  
PD - Project Development : Developing RFP/Contracts for Design Professionals  
DD - Design Development : Project design development through completion of construction documents (plans and specs, bidding/proposal phase  
C - Construction : Project under construction  
SC - Substantial Completion : Project in punchlist phase  
CP - Correction Period : Project complete and under warranty  
PO - Post Occupancy Evaluation

School District	Proj #	Project Name	ED	PD	DD	C	SC	CP	PO	Project Status	Manager Report	TOTAL	Committed	Expended	Balance
Gallup-McKinley County Public Schools	P11-004	Juan de Onate Elementary								ED / 99% / 1 mos	The FMP for Gallup/McKinley County Schools has been approved by GMCS school board and by the PSFA. PSFA is working with Think Smart to adjust the Ed Spec to reflect sq ft requirements of 130sf/student. The first submittal needs revisions. GMCS anticipate beginning design in the Fall 2015.	\$941,351	\$0	\$0	\$941,351
Gallup-McKinley County Public Schools	P11-005	Washington Elementary								ED / 99% / 1 mos	The FMP for Gallup/McKinley County Schools has been approved by GMCS school board and by the PSFA. PSFA is working with Think Smart to adjust the sqare footage requirement to 130sf/student. The inital submittal needs revisions. GMCS anticipate beginning design in the Winter 2012.	\$758,355	\$20,965	\$19,525	\$737,390
Gallup-McKinley County Public Schools	P11-006	Church Rock Academy								PD / 0% / 14 mos	The FMP for Gallup/McKinley County Schools has been approved by GMCS school board and by the PSFA. The Ed Spec for this project has been adjusted by Think Smart to reflect sq ft requirements of 130sf/student. Gallup is working on developing a RFP for design services. GMCS anticipate beginning design in the Fall 2012.	\$886,449	\$0	\$0	\$886,449
Gallup-McKinley County Public Schools	P11-007	Thoreau Elementary								ED / 99% / 1 mos	The FMP for Gallup/McKinley County Schools has been approved by GMCS school board and by the PSFA. The Ed Spec needs to be adjusted by Think Smart to reflect sq ft requirements of 130sf/student. Inital submittal from Think Smart needs revisions, PSFA planning department is working with Think Smart. GMCS anticipate beginning design in the Fall 2019.	\$1,055,332	\$0	\$0	\$1,055,332
Gallup-McKinley County Public Schools	P11-008	Jefferson Elementary								ED / 99% / 1 mos	The FMP for Gallup/McKinley County Schools has been approved by GMCS school board and by the PSFA. The Ed Spec needs to be adjusted by Think Smart to reflect sq ft requirements of 130sf/student. Inital submittal from Think Smart needs revisions, PSFA planning department is working with Think Smart. GMCS anticipate beginning design in the Fall 2014.	\$980,561	\$0	\$0	\$980,561
Gallup-McKinley County Public Schools	P11-009	Lincoln Elementary								ED / 99% / 1 mos	The FMP for Gallup/McKinley County Schools has been approved by GMCS school board and by the PSFA. The Ed Spec needs to be adjusted by Think Smart to reflect sq ft requirements of 130sf/student. Inital submittal from Think Smart needs revisions, PSFA planning department is working with Think Smart. GMCS anticipate beginning design in the Fall 2018.	\$928,959	\$0	\$0	\$928,959
Gallup-McKinley County Public Schools	P11-010	Roosevelt Elementary								ED / 99% / 1 mos	The FMP for Gallup/McKinley County Schools has been approved by GMCS school board and by the PSFA. The Ed Spec needs to be adjusted by Think Smart to reflect sq ft requirements of 130sf/student. Inital submittal from Think Smart needs revisions, PSFA planning department is working with Think Smart. GMCS anticipate beginning design in the Fall 2020.	\$935,000	\$0	\$0	\$935,000
Gallup-McKinley County Public Schools	R10-009	Roosevelt ES								CP / 100% / mos	Roosevelt ES Roof Replacement completed. Project audit needs to be completed.	\$86,541	\$85,152	\$84,439	\$1,389
Gallup-McKinley County Public Schools	R10-010	Gallup MS								CP / 100% / mos	Gallup MS Media Roofing is complete. Project audit needs to be completed.	\$152,845	\$9,628	\$0	\$143,217
Gallup-McKinley County Public Schools	R10-011	JFK MS								CP / 100% / mos	Roof replacement is complete. 11 mo warranty walk is complete. Project audit needs to be completed.	\$957,210	\$957,149	\$957,149	\$61

PSCOC Project Status Report

9/27/2012

Non Applicable

Ahead of Schedule

On Schedule

Behind Schedule

Behind Schedule, No Progress

ED - ED Spec Development : Developing RFP/Contracts for Ed Spec Writer  
PD - Project Development : Developing RFP/Contracts for Design Professionals  
DD - Design Development : Project design development through completion of construction documents (plans and specs, bidding/proposal phase  
C - Construction : Project under construction  
SC - Substantial Completion : Project in punchlist phase  
CP - Correction Period : Project complete and under warranty  
PO - Post Occupancy Evaluation

School District	Proj #	Project Name	ED	PD	DD	C	SC	CP	PO	Project Status	Manager Report	TOTAL	Committed	Expended	Balance
Gallup-McKinley County Public Schools	R10-012	Rocky View ES								CP / 100% / mos	Construction is complete. 11 mo warranty walk complete. Project audit needs to be completed.	\$96,180	\$95,109	\$95,084	\$1,071
Gallup-McKinley County Public Schools	R10-013	Juan de Onate ES								CP / 100% / mos	Juan de Onate ES roof maintenance complete. Project audit needs to be completed.	\$47,416	\$30,954	\$30,953	\$16,462
Gallup-McKinley County Public Schools	R11-009	Tohatchi High School Roof								CP / 30% / 8 mos	Roofing construction is complete. Closeout and final payment complete.	\$1,914,867	\$1,469,325	\$0	\$445,542
Grants-Cibola County Schools	P10-005	Cubero Elementary								SC / 5% / 11 mos	Substantial Completion 8/7/12 Classrooms and 8/14/12 Kitchen.	\$8,526,316	\$7,988,079	\$7,273,255	\$538,237
Hatch Valley Public Schools	R11-010	Garfield Elementary Roof								CP / 0% / 12 mos	Complete	\$673,576	\$549,512	\$0	\$124,064
Hobbs Municipal Schools	P10-006	Hobbs High School								C / 85% / 18 mos	In construction; Phase 3.2 New Admin & Phase 3.3 New Admin Parking Lot are in close-out. Phase 3.6 Renovations to the 100, 200 & 500 Wing are completed, with Punchlist taking place. Phase 4.1 is in Design Development.	\$13,621,248	\$9,281,396	\$8,667,824	\$4,339,853
Las Cruces Public Schools	P06-024	New High School								CP / 100% / 1 mos	Substantial Completion was signed May 11, 2012. It is anticipated that it will take until July 11, 2012 to complete the punchout list. Currently the GC is documenting all of the job costs during the buyout. FF&E is being installed. Training of facility operations staff has started. The staff is now occupying the entire facility. Roadway above adequacy items are now complete. We have completed all comittment approvals for contingency in E-builder. I expect a close-out inspection soon to verify close-out punch list. The 11 month inspection is scheduled for April 2013 and final completion should be issued by May 2013.	\$66,741,000	\$63,348,938	\$63,057,651	\$3,392,062
Las Cruces Public Schools	P06-025	Mayfield High School								CP / 100% / 1 mos	Complete	\$10,454,508	\$8,781,425	\$8,765,429	\$1,673,083
Las Cruces Public Schools	P08-008	Lynn Middle School-Camino Real Middle								CP / 99% / 1 mos	All buildings are now occupied. Punch list items are being addressed throughout. The 11 month inspection took place on 02-29-12 from 1:00 p.m. to 4:30 p.m. A final close out / project completion meeting is scheduled for 05-23-12 from 10:30 a.m. to 12:30 p.m. Final completion is expected by the end of August 2012.	\$24,351,228	\$24,020,366	\$22,126,189	\$330,862

PSCOC Project Status Report

9/27/2012

Non Applicable

Ahead of Schedule

On Schedule

Behind Schedule

Behind Schedule, No Progress

ED - ED Spec Development : Developing RFP/Contracts for Ed Spec Writer  
PD - Project Development : Developing RFP/Contracts for Design Professionals  
DD - Design Development : Project design development through completion of construction documents (plans and specs, bidding/proposal phase  
C - Construction : Project under construction  
SC - Substantial Completion : Project in punchlist phase  
CP - Correction Period : Project complete and under warranty  
PO - Post Occupancy Evaluation

School District	Proj #	Project Name	ED	PD	DD	C	SC	CP	PO	Project Status	Manager Report	TOTAL	Committed	Expended	Balance
Las Cruces Public Schools	P10-007	Loma Heights Elementary								C / 35% / 25 mos	ESA was awarded contract on January 30, 2012. This project allows for 785 calendar days after written notice to proceed which was issued on March 15, 2012 after the pre-construction meeting placing completion in May 2014. Eearthwork and building pad for new MPR is 95% complete and should start MEP rough-in and footings week of 5-7-12...New classroom wing earthwork and pad will start as soon as school is out for summer. Contractor moving along well. Plumbing rough in complete, Electrical rough in at 95% getting ready for concrete week of 6-18-12. East side building pad being worked on. Contractor is progressing well, with some delays due to City utilities. City utility has approved the revised utility drawings after a several week (3 or 4) delay and cost estimates for city crews to perform work up to property line expected soon. Utility permit issued with cost from city to follow (7-9-12) CMU walls at 14' A.F.F. Electrical top out in progress w/ joist delivered to site for steel erection. Building 2 renovation OH electrical about 95% complete - Building 1B Over-excavation&compaction for spread footings complete/raising and compacting bldg. pad in progress. Bldg. 1A-CMU walls complete - brick veneer and ridged insulation @ 50%.CrossBridging for steel trusses over multipurpose rm & kitchen complete. Bldg. 1B - All footings have been poured and cmu for stem walls is complete. Grout fill stem walls @ 50%.Underground plumbing and elec. @ 100%. Site work, temporary parking lots, and sidewalks are in progress. Work continues to progress well and on schedule, with various trades on site.	\$8,741,388	\$6,732,575	\$1,204,969	\$2,008,813
Las Cruces Public Schools	P11-011	Las Cruces High School								PD / 0% / 5 mos	Design Professional is working on a campus master plan and assessment. The LCPS board approved the conceptual plan including location of buildings on 4-16-12. The next step is to define the square feet, size of classrooms etc. The project will be done in three phases. It is the intention of the district to provide an RFP for a CMAR in August 2012. it appears that the design is falling slightly behind schedule. A meeting was held on 9-6-12 to discuss various topics that included utilities, IT, and mechanical engineering. It is anticipated that construction would start around summer of 2013 with 3 phases and six to eight years for completion. It is also anticipated that the District would want to have talks with PSFA about a local advance to incorporate part of Phase II construction into Phase I to reduce logistical problems, but to also reduce the amount of construction time.	\$1,980,000	\$0	\$0	\$1,980,000



PSCOC Project Status Report

9/27/2012

Non Applicable

Ahead of Schedule

On Schedule

Behind Schedule

Behind Schedule, No Progress

ED - ED Spec Development : Developing RFP/Contracts for Ed Spec Writer  
PD - Project Development : Developing RFP/Contracts for Design Professionals  
DD - Design Development : Project design development through completion of construction documents (plans and specs, bidding/proposal phase)  
C - Construction : Project under construction  
SC - Substantial Completion : Project in punchlist phase  
CP - Correction Period : Project complete and under warranty  
PO - Post Occupancy Evaluation

School District	Proj #	Project Name	ED	PD	DD	C	SC	CP	PO	Project Status	Manager Report	TOTAL	Committed	Expended	Balance
Las Cruces Public Schools	P11-012	University Hills Elementary								C / 99% / 3 mos	ReRoof main building complete. Reroof of new addition is complete. Demolition of existing classrooms and renovation of existing building ongoing. New addition 99% complete - Have a scheduled walk-thru and punch list week of 5-15-12. Renovation continues to move well with additional demolition scheduled for end of school year. Site concrete is 90% complete. Demolition ongoing now through entire school. Contractor moving along well. Interior Demo @ 90%, framing to start week of 7-2-12. Finishing punch list in new addition. Abatement of existing bldg. @ 90% complete and Gypbd to start week of 7-2-12 on some of the interior classrooms. Existing bldg. restrooms Demo complete - Gypbd 50% & painting to start week of 7-5-12. Parking lot complete. Scheduling final walk-thru of new addition (punch list items complete) Media Ctr. carpet was delayed until mid-September. Renovated classrooms - all complete but 5 and are being framed and electrical RI in progress. Exterior walls complete, parking lots complete, but a proposal to resurface the student bus drop off is being contemplated. It is anticipated this project will complete by the end of September. Project is waiting on material and furniture that was back-ordered and general clean-up and punch list items are on-going. Project should be complete by the end of September 2012.	\$2,134,676	\$1,730,911	\$1,569,640	\$403,765
Las Cruces Public Schools	R12-007	Sunrise Elementary School Roof								C / 99% / 1 mos	CD General Contractors was awarded the Sunrise ES reroof contract. This project allows for 130 calendar days from written notice to proceed which will be July 31, 2012. Contractor was given notice to proceed on March 23, 2012. Contractor started tear-off and roof replacement week of 4-23-12...Contractor has not encountered any problems and is moving along well. Roofing work progressing well, but inside above adequacy items such as lighting and ceilings work is encountering scheduling difficulties and may not meet start of school deadline. Roof work is requiring a lot of details and flashings to be complete. All TPO field work is complete, but still awaiting metal uplift work to be completed. It is anticipated that this project will be complete by the end of August 2012. Roof work complete with some minor punch list items and change order #1 work to be finished. Awaiting exhaust fans to be delivered for installation. Some minor work to also be finished up inside with the District's lights and ceilings.	\$778,068	\$402,313	\$358,289	\$375,755
Las Cruces Public Schools	R12-008	MacArthur Elementary School Roof								CP / 100% / 1 mos	Complete	\$421,804	\$366,984	\$365,633	\$54,820
Los Alamos Public Schools	P10-008	Los Alamos High School								SC / 85% / 1 mos	Closeout wrapping up, portables removed. Front landscape work completing.	\$7,916,917	\$7,424,444	\$7,235,221	\$492,473
Los Alamos Public Schools	P11-013	Los Alamos Middle School								C / 10% / 12 mos	Bus loop completing. Main building demolition completing. Footing excavation and pad prep under way in first building section.	\$445,500	\$5,260,642	\$251,409	\$667,377
Los Alamos Public Schools	P11-014	Aspen Elementary								PD / 25% / 7 mos	Schematic design phase under way.	\$264,000	\$218,262	\$10,631	\$45,738
Los Lunas Public Schools	P11-015	Los Lunas High School								C / 10% / 16 mos	In Construction.	\$2,400,000	\$19,469,667	\$3,017,016	\$6,398,433
Los Lunas Public Schools	R11-012	Desert View Elementary Roof								CP / 80% / 2 mos	In 11 month waranty period.	\$848,670	\$745,528	\$0	\$103,142
Los Lunas Public Schools	R12-009	Los Lunas Middle School Roof								CP / 20% / 9 mos	In Correction Period.	\$380,606	\$563,997	\$463,447	\$69,940
Moriarty-Edgewood Schools	P09-020	Moriarty Middle School								CP / 55% / 5 mos	Project is in the correction period.	\$10,288,265	\$9,352,522	\$9,227,746	\$935,743



PSCOC Project Status Report

9/27/2012

Non Applicable

Ahead of Schedule

On Schedule

Behind Schedule

Behind Schedule, No Progress

ED - ED Spec Development : Developing RFP/Contracts for Ed Spec Writer  
PD - Project Development : Developing RFP/Contracts for Design Professionals  
DD - Design Development : Project design development through completion of construction documents (plans and specs, bidding/proposal phase)  
C - Construction : Project under construction  
SC - Substantial Completion : Project in punchlist phase  
CP - Correction Period : Project complete and under warranty  
PO - Post Occupancy Evaluation

School District	Proj #	Project Name	ED	PD	DD	C	SC	CP	PO	Project Status	Manager Report	TOTAL	Committed	Expended	Balance
Mountainair Public Schools	R11-013	Mountainair High School Roof								CP / 55% / 5 mos	Construction complete. Project is in the Correction Period.	\$149,482	\$133,894	\$0	\$15,588
New Mexico School for the Blind and Visually Impaired	C10-002	New Mexico School for the Blind and Visually Impaired								C / 35% / 5 mos	The 100% construction documents were reviewed by the design team in April 2011. However, a request for additional PSCOC funding was submitted for review and approval with a \$1,748,301 estimate attached from the design professional for both design and construction. The design professional agreement and MOU were amended as per the approval of additional funding including design services funding for WEC. The revised 100% construction documents were reviewed with the owner on 01-20-12, revisions were made, and final 100% CDs for permit were submitted for review/approval with RASC transmittal on 02-17-12. The construction contract for the original deficiencies corrections work (C10-002A) was awarded to National Construction. Construction began on 05-07-12 and substantial completion is expected on 01-02-13 by contract. Garrett Dormitory is ready to be occupied for the new school year beginning 08-20-12. Quimby gym / natatorium roofing is on hold pending approval of additional design and GC change order for complete deck replacement, which will increase contract time and cost. Additional services have been proposed for removal of the water tower and should be approved by 08-23-12. Roof overhang investigation is ongoing at Ditzler and we expect a change order for unforeseen conditions. The WEC renovation or replacement will be considered an additional phase of this same project to be bid separately (C10-002B "NMSBVI Alamogordo campus new education building). A design kickoff meeting was held on 02-16-12 for the WEC phase. The SD RASC was approved on 08-22-12 and the DD RASC was submitted by the design professional the same day. Design of the WEC phase is expected to be completed in November 2012 with construction beginning February 2013 and ending January 2014.	\$4,664,495	\$3,102,259	\$1,388,530	\$1,562,236
New Mexico School for the Deaf	C10-001	New Mexico School for the Deaf								C / 55% / 20 mos	1.Dillon Hall work is completed. 2.The Dining Hall DCU work is completed. 3.The roof repair project is completed. 4.The additional PSCOC funding was allocated to this project(site work/fence relocation along Cerrillos Road and Dillon Hall renovation - phase II)pushing the completion date farther. NMSD selected the design professional(Dekker/Perish/Sabatini) for this portion of the work. The DP contract is approved. DP is working on Programming.	\$4,946,446	\$3,115,401	\$2,701,708	\$1,831,045
Pecos Independent Schools	E10-002	Emergency Repairs to Gymnasium								/ % / mos	Pecos school district repaid 1/2 of the emergency loan and received an extension from PSCOC for the remainder of the loan for one more year (until June 2013). The district passed its GOB election (\$5.4mln)on September 18th, 2012.	\$200,000	\$85,457	\$170,913	\$114,543
Penasco Independent Schools	P09-021	Penasco Junior High School								CP / 100% / 1 mos	1.The main project is completed. The final contractor's invoice has been paid. 2.The drainage work is completed.	\$6,004,658	\$5,231,032	\$5,200,199	\$773,626
Penasco Independent Schools	R12-006	Penasco Elementary School Roof								CP / 25% / 7 mos	Project is completed.	\$184,349	\$179,954	\$179,824	\$4,395
Penasco Independent Schools	R10-022	Penasco ES Library Roof Repair								/ % / mos		\$62,492	\$58,910	\$56,608	\$3,582
Penasco Independent Schools	R10-023	Penasco HS Vocational Bldg Roof Repair								/ % / mos		\$175,228	\$165,712	\$162,008	\$9,516

PSCOC Project Status Report

9/27/2012

Non Applicable

Ahead of Schedule

On Schedule

Behind Schedule

Behind Schedule, No Progress

ED - ED Spec Development : Developing RFP/Contracts for Ed Spec Writer  
PD - Project Development : Developing RFP/Contracts for Design Professionals  
DD - Design Development : Project design development through completion of construction documents (plans and specs, bidding/proposal phase)  
C - Construction : Project under construction  
SC - Substantial Completion : Project in punchlist phase  
CP - Correction Period : Project complete and under warranty  
PO - Post Occupancy Evaluation

School District	Proj #	Project Name	ED	PD	DD	C	SC	CP	PO	Project Status	Manager Report	TOTAL	Committed	Expended	Balance
Portales Municipal Schools	P08-006	Steiner Elementary -consolidate w/Lindsey								CP / 5% / 3 mos	Post occupancy evaluation in progress.	\$12,434,781	\$12,236,148	\$12,042,383	\$198,633
Raton Public Schools	P08-023	Raton High School								CP / 100% / mos	Certificate of Final Completion issued on 01/14/11. Certificate of Final Completion for Paving project issued on 01/04/12.	\$4,917,039	\$4,885,435	\$4,894,198	\$31,604
Reserve Independent Schools	E11-001	Reserve Emergency Repairs								CP / 100% / 1 mos	All emergency items complete	\$95,000	\$91,927	\$89,430	\$3,073
Rio Rancho Public Schools	P12-015	Colinas del Norte Elementary School								C / 55% / 7 mos	Contractor turned over cafeteria and is completing remainder of phase II	\$0	\$1,384,061	\$0	\$0
Rio Rancho Public Schools	P12-016	Vista Grande Elementary School								C / 50% / 6 mos	Contractor working on drywall & roofing.	\$0	\$778,823	\$0	\$0
Rio Rancho Public Schools	R12-010	Rio Ranch High School								C / 50% / 3 mos	contractor is currently working on gym roof	\$918,349	\$428,779	\$196,657	\$489,571
Rio Rancho Public Schools	R12-011	Puesta Del Sol Elementary School Roof								C / 99% / 1 mos	Contractor working on last items; punch list walk thru 8/23. met with contractor 9/18 to discuss final punch list items. contractor to be complete 9/28.	\$946,900	\$491,812	\$328,037	\$455,088
Roswell Independent Schools	P08-017	Sunset Elementary								CP / 50% / 6 mos	Close out meeting was held with DP, contractor, district and PSFA. All required documents were received and final payment issued to the contractor.	\$2,545,510	\$2,355,883	\$2,309,931	\$189,627
Roswell Independent Schools	P10-010	Missouri Avenue Elementary								C / 100% / 1 mos	9/20/2012--substantial completion 6/27/2012; Grand Opening 8/3/2012; Landscaping finishing up	\$9,874,706	\$7,147,834	\$6,704,024	\$2,726,872
Roswell Independent Schools	P10-011	East Grand Plains Elementary								C / 100% / 2 mos	9/20/2012--Phase I classrooms/gang bathroom reno 100% complete, Kitchen/cafeteria 100% complete; Phase 2 classrooms/office reno 100% complete; Phase 3 classrooms/Gym is 100%; did the walk-thru/punchlist on 9/12/2012; substantial completion is November 21, 2012	\$5,647,708	\$5,309,309	\$4,464,684	\$338,399
Roswell Independent Schools	P10-012	Monterrey Elementary								C / 75% / 5 mos	9/20/2012--Phase I-6 classrms complete; Phase 2-7 classroom reno is 100% complete; Phase 3-6 classrooms/Gang RR/Gym entry reno is @ 100% complete; Phase 4-4 classroamm/office reno is @ 65% demo complete, HVAC & electrical on-going, plumbing on-going, fire sprinkler is complete, floor sanding/polishing @ 75%, metal stud walls @ 50%, CMU is 100%, red iron going up--substantial completion is scheduled for February 6, 2013	\$4,482,227	\$4,413,373	\$2,458,538	\$68,854
Roswell Independent Schools	P10-013	Pecos Elementary								C / 80% / 7 mos	9/20/2012---Phase I-7 classrm reno/4 classrm addition & teacher prkg/parent drop-off is 100% complete; Phase 2-7 classrm/RR reno is 100% complete; Phase 3-5 classrm/Office/Media Ctr/RR reno is @ 60% complete, media center is 50% complete, North parking is 95% complete, Gym is 100% complete, warmer kitchen is 100% complete, substantial completion is scheduled for April 1, 2013	\$6,711,745	\$5,945,244	\$4,406,485	\$766,501
Roswell Independent Schools	P11-016	Valley View Elementary								DD / 35% / 3 mos	9/20/2012---Program Stmt/RASC submitted & approved; Schematic Design submitted & approved; working in DD's bid opening scheduled for December 14, 2012	\$570,881	\$298,276	\$55,180	\$272,605
Roswell Independent Schools	P11-017	Berrendo Elementary								DD / 70% / 2 mos	9/20/2012---Program Stmt/RASC complete; Schematic Design submittal/RASC complete; held the 60% DD Review on July 18,2012, DP has made all the changes requested & submitted the RASC/DD for review; bid opening is scheduled for January 11, 2013	\$711,387	\$356,645	\$174,639	\$354,742

PSCOC Project Status Report

9/27/2012

Non Applicable

Ahead of Schedule

On Schedule

Behind Schedule

Behind Schedule, No Progress

ED - ED Spec Development : Developing RFP/Contracts for Ed Spec Writer  
PD - Project Development : Developing RFP/Contracts for Design Professionals  
DD - Design Development : Project design development through completion of construction documents (plans and specs, bidding/proposal phase  
C - Construction : Project under construction  
SC - Substantial Completion : Project in punchlist phase  
CP - Correction Period : Project complete and under warranty  
PO - Post Occupancy Evaluation

School District	Proj #	Project Name	ED	PD	DD	C	SC	CP	PO	Project Status	Manager Report	TOTAL	Committed	Expended	Balance
Roswell Independent Schools	P11-018	Military Heights Elementary								DD / 60% / 2 mos	9/20/2012---Program Stmt/RASC complete; Schematic Design/RASC complete; held the 60% DD Review on August 6, 2012, DP is making the requested changes; bid opening is scheduled for January 11, 2013	\$533,652	\$269,052	\$152,576	\$264,600
Roswell Independent Schools	P11-019	El Capitan Elementary								DD / 60% / 2 mos	9/20/2012---Program Stmt/RASC complete; Schematic Design/RASC complete; in Design Development; bid opening is scheduled for February 5, 2013	\$1,221,818	\$457,129	\$176,089	\$764,689
Roswell Independent Schools	R10-025	Mt. View MS								CP / 100% / 1 mos	Complete.	\$119,905	\$105,847	\$105,847	\$14,058
Roswell Independent Schools	R12-012	Roswell High School Roof								C / 0% / 5 mos	Only one bid received. Project was awarded to Allen Roofing. Contract submitted for approval and PO to be issued. Notice to proceed will be sent to contractor once PO is issued by PSFA.	\$508,689	\$160,242	\$160,242	\$348,447
Roswell Independent Schools	R12-013	Nancy Lopez Elementary School Roof								C / 0% / 4 mos	Only one bid received. Project was awarded to Allen Roofing. Contract submitted for approval and PO to be issued. Notice to proceed will be sent to contractor once PO is issued by PSFA.	\$460,800	\$112,511	\$0	\$348,289
Ruidoso Municipal Schools	P06-029	Ruidoso Middle School								CP / 99% / 1 mos	9/20/2012---Settlement reached, see School Brd Mtg Minutes 3/1/12	\$8,729,758	\$10,456,248	\$10,530,776	(\$1,322,540)
Santa Rosa Consolidated Schools	P12-010	Rita Marquez Elementary / Anton Chico Elementary								DD / 70% / 4 mos	MOU complete. EdSpec complete. Architect selected. Design option / new site selected. Schematic Design complete. Design Development in progress.	\$462,000	\$179,167	\$104,740	\$282,833
Socorro Consolidated Schools	P12-011	San Antonio Elementary School								ED / 99% / 2 mos	The ed spec final draft has been submitted and a presentation to the Socorro school board scheduled for Oct. 8th.	\$244,550	\$26,308	\$22,477	\$218,242
Taos Municipal Schools	R10-030	Ranchos de Taos ES								CP / 25% / 7 mos		\$0	\$0	\$0	\$0
Texico Municipal Schools	P10-014	Texico Combined School								CP / 55% / 5 mos	Project complete. Processing the final change order.	\$3,814,103	\$3,701,451	\$3,700,740	\$112,652
Truth or Consequences Municipal Schools	P08-022	Arrey Elementary								CP / 20% / 8 mos	New 10 classroom addition and remodel of existing school is completed. Waste water system is complete. Have meeting schedule with James Ortega(Insurance) and Tom Burris Superintendent on 5-22-12. James with NMPSIA is looking into the waste water issue at Arrey and at this point have not received any notification from James on addressing the issue with the ground settlement at the waste water treatment site. As of 7-13-12 still waiting on NMPSIA (James Ortega) to make a determination. Determination letter was sent out by NMPSIA claiming little to no coverage. Mr. McMurray and Mr. Volpato came to look at the site and determined that the District should get a scope of work to remediate the current status and that PSFA would participate with the repairs. Waiting on the District's attorney to ensure that a scope of work can be solicited for this project to remediate the situation. Have not heard from the District regarding the next step for remediation of the problem. I will visit with them the week of 9-24-12.	\$2,552,791	\$1,966,506	\$1,953,951	\$586,285

PSCOC Project Status Report

9/27/2012

Non Applicable

Ahead of Schedule

On Schedule

Behind Schedule

Behind Schedule, No Progress

ED - ED Spec Development : Developing RFP/Contracts for Ed Spec Writer  
PD - Project Development : Developing RFP/Contracts for Design Professionals  
DD - Design Development : Project design development through completion of construction documents (plans and specs, bidding/proposal phase  
C - Construction : Project under construction  
SC - Substantial Completion : Project in punchlist phase  
CP - Correction Period : Project complete and under warranty  
PO - Post Occupancy Evaluation

School District	Proj #	Project Name	ED	PD	DD	C	SC	CP	PO	Project Status	Manager Report	TOTAL	Committed	Expended	Balance
Truth or Consequences Municipal Schools	P12-012	Truth or Consequences Elementary School								PD / 25% / 7 mos	Ed spec is complete T or C approved in January Board meeting. RFP for Design services was issued Febuary 23, 2012. DP interviews (4 finalists) to be held week of April 9, 2012 to select final DP for project. Final rank on DP's shows DekkerPerichSabatini is winner of design work for TorC ES. Notice of Intent to Award was unanimously approved by TorC Board on 5-1-12 and a Draft of the Owner & DP has been reviewed. Advised DPS on 5-3-12 that a final draft of the Owner&DP contract was needed as soon as possible. Owner&DP contract was received in PSFA Albuquerque office week of 5-15-12 and is being reveiwed. Design team is moving forward with TorC ES design. Meeting(s) have been held last two weeks with another scheduled for 6-18-12 with design committee and owner(s). Meetings continue to progress well with another meeting set for 7-17-12 at the TorC ES site. Programming submitted through e-Builder awaiting approval. Programming approved and DPS is finishing up SD's. Will meet soon to discuss SD's and move into DD's. Project was delayed a week or two due to getting a bore hole test done to test water for ground source. Permits and mobilization have been ongoing and the loss of two weeks will be made up in Design Development. A schedule adjustment with no cost impact was approved by both District and RM. Schematic design was introduced to the design committee on 9-18-12 with some very minor adjustments. Schematic design is in e-Builder awaiting approval and Design Development to start immediately. Design progressing well.	\$499,562	\$289,941	\$64,988	\$209,621
Tucumcari Public Schools	P08-018	Tucumcari High School								CP / 40% / 7 mos	HS Phase 1 - Complete. Mesa kitchen remodel complete. Phase 2 is closing out. Phase 3 is closing out. Exterior punch list in progress.	\$20,142,300	\$16,593,342	\$16,187,085	\$3,548,958
Tularosa Municipal Schools	P07-018	Tularosa High School								CP / 99% / 1 mos	Working on final financial closeout.	\$15,389,408	\$13,664,809	\$13,497,432	\$1,724,599
Tularosa Municipal Schools	R10-031	Tularosa MS Gym								CP / 100% / mos	The 11 month walk through took place 01-19-12 and there were no issues to address. This project is complete with the exception of final financial closeout.	\$33,490	\$32,368	\$31,634	\$1,122
Wagon Mound Public Schools	E10-001	Wagon Mound High								CP / 100% / mos	Boiler replacement complete, district has fully repaid advance funding.	\$50,000	\$0	\$45,849	\$50,000
West Las Vegas Public Schools	P07-019	Don Cecilio Martinez Elementary								CP / 100% / mos	Certificate of Final Completion issued on 01/18/11.	\$1,856,224	\$1,509,919	\$1,509,156	\$346,305
West Las Vegas Public Schools	P12-013	WLV Family Partnership Middle-High School								ED / 100% / mos	RM proposed use of alternate district bldg to school board on 8/16/12. Out-of Cycle Design Funding request to be revised to reflect proposed use of the MS Tech Bldg to house the Family MHS.	\$0	\$0	\$0	\$0
West Las Vegas Public Schools	P12-014	Union Elementary School								DD / 99% / 1 mos	Design Development RASC approval received on 8/22/12. Bid Documents RASC to submit for review week of 9/17/12. Asbestos inspection report received on 8/7/12, report indicates significant quantities of ACBM's. Abatement contract to be issued soon..	\$0	\$0	\$0	\$0
West Las Vegas Public Schools	R10-032	West Las Vegas MS								CP / 100% / mos	Certificate of Final Completion issued on 06/13/11. Eleven month inspection completed.	\$175,991	\$171,716	\$171,253	\$4,275
West Las Vegas Public Schools	R12-014	Tony Serna Jr. Elementary School Roof								SC / 50% / 1 mos	Metal roofing installation complete, contractor working on final details. Certificate of Substantial Completion to issue week of 9/17/12.	\$253,002	\$235,472	\$220,753	\$17,530
Zuni Public Schools	E09-003	Zuni High School								CP / 100% / mos	Construction is complete. Closeout documents are complete.	\$1,784,279	\$1,784,279	\$1,774,478	\$0

# PSCOC Project Status Report

9/27/2012

Non Applicable

Ahead of Schedule

On Schedule

Behind Schedule

Behind Schedule, No Progress

*ED - ED Spec Development : Developing RFP/Contracts for Ed Spec Writer*  
*PD - Project Development : Developing RFP/Contracts for Design Professionals*  
*DD - Design Development : Project design development through completion of construction documents (plans and specs, bidding/proposal phase*  
*C - Construction : Project under construction*  
*SC - Substantial Completion : Project in punchlist phase*  
*CP - Correction Period : Project complete and under warranty*  
*PO - Post Occupancy Evaluation*

School District	Proj #	Project Name	ED	PD	DD	C	SC	CP	PO	Project Status	Manager Report	TOTAL	Committed	Expended	Balance
Zuni Public Schools	R11-015	Zuni High School Roof								CP / 75% / 3 mos	Roof construction is complete. Closeout is complete.	\$1,576,479	\$1,480,926	\$0	\$95,554
												\$607,478,674	\$549,923,505	\$457,153,509	\$99,439,908



PSCOC Project Status Report  
Behind Schedule

9/27/2012

Non Applicable

Ahead of Schedule

On Schedule

Behind Schedule

Behind Schedule, No Progress

ED - ED Spec Development : Developing RFP/Contracts for Ed Spec Writer  
PD - Project Development : Developing RFP/Contracts for Design Professionals  
DD - Design Development : Project design development through completion of construction documents (plans and specs, bidding/proposal phase)  
C - Construction : Project under construction  
SC - Substantial Completion : Project in punchlist phase  
CP - Correction Period : Project complete and under warranty  
PO - Post Occupancy Evaluation

School District	Proj #	Project Name	ED	PD	DD	C	SC	CP	PO	Project Status	Manager Report	TOTAL	Committed	Expended	Balance
	P06-007	Tierra Amarilla Middle School / Escalante High School								CP / 50% / 10 mos	Received additional funding to complete items identified still remaining prior to final approval and closeout of project. Work being planned and scheduled	\$15,531,543	\$14,118,473	\$15,319,050	\$1,413,070
	P07-003	New Tierra Amarilla Elementary								CP / 50% / 10 mos	Received additional funding to complete items identified still remaining prior to final approval and closeout of project. Work being planned and scheduled	\$6,069,196	\$5,350,326	\$5,358,986	\$293,652
Albuquerque Public Schools	P12-001	Douglas MacArthur Elementary School								DD / 90% / 3 mos	Kitchen and Cafeteria addition in design. Kindergarten classroom addition design 100% complete.	\$0	\$0	\$0	\$0
Albuquerque Public Schools	P12-002	McKinley Middle School								DD / 0% / 10 mos	Science classrooms renovation design 100% complete. Contractor selection underway. General classrooms addition RFP issued for design September 2012 should be under contract October 2012.	\$430,982	\$0	\$0	\$430,982
Albuquerque Public Schools	P12-003	Chaparral Elementary School								DD / 100% / 2 mos	Design 100% complete. APS waiting for funding to be released. Scheduled to go out for construction RFP in September 2012. APS has been reiumbursed for the portion of the design fees to adequacy. APS has begun the phase I preliminary site work and fields to get ready for the construction project. The phase I project is behind schedule at this time.	\$815,755	\$291,327	\$291,327	\$524,428
Clovis Municipal Schools	P09-016	Marshall Junior High School								C / 90% / 1 mos	Phase I lacking only a few incomplete punch list items. Phase II contractor is 90% complete and working to acheive substantial completion by the end of April.	\$6,662,826	\$5,336,670	\$4,808,194	\$1,326,156
Clovis Municipal Schools	R10-006	Clovis HS								CP / 95% / 1 mos	Close out meeting was held with the district, architect, contractor and PSFA. All required close out documents were submitted and received.	\$469,352	\$421,366	\$420,377	\$47,986
Cobre Consolidated Schools	P11-003	Bayard Elementary								DD / 60% / 5 mos	We are currently in discussion with the HVAC system and LCCA that needs to be provided by ASA architects on Bayard ES. RBM working with District, DP, and PSFA to provide answers to Glenn's five questions as well as proposing 3 different systems and the LCCA associated with them. 5 questions (draft) uploaded into e-Builder and waiting on ASA response to the LCCA. When LCCA is provided and uploaded, can then submit SD in e-Builder and DD is already in e-Builder waiting on review. Awaiting response from PSFA office on LCCA. Submitted District letter in response to HVAC needs. DD in e-Builder, but waiting on SD to get submitted and approved once a determination is made on LCCA.	\$587,711	\$458,064	\$175,298	\$129,647
Deming Public Schools	P07-005	Deming High School								PD / 0% / 22 mos	The FMP has been contracted. The district wants to wait until they have more community involvement in the FMP process to move forward on assessments for the existing high school location. No new information.	\$2,700,000	\$16,283	\$16,283	\$2,683,717
Espanola Public Schools	P12-008	E.T.S. Fairview Elementary School								DD / 10% / 8 mos	The district issued a second RFP for the design services and received 11 proposals. SMPC architects were selected as a DP for this project. Programming submittal to PSFA is approved.	\$781,000	\$423,938	\$36,611	\$357,062
Eunice Public Schools	P10-001	Mettie Jordan Elementary								CP / 30% / 11 mos	Construction of Phase I was completed behind schedule, but completed prior to completion of Phase II of the project. Correction/Punchlist is still on-going, with HVAC issues remaining to be resolved.	\$1,728,968	\$1,341,472	\$1,261,695	\$387,496



PSCOC Project Status Report
Behind Schedule

9/27/2012

Legend for project status:
Non Applicable (Grey)
Ahead of Schedule (Blue)
On Schedule (Green)
Behind Schedule (Yellow)
Behind Schedule, No Progress (Red)

ED - ED Spec Development : Developing RFP/Contracts for Ed Spec Writer
PD - Project Development : Developing RFP/Contracts for Design Professionals
DD - Design Development : Project design development through completion of construction documents (plans and specs, bidding/proposal phase
C - Construction : Project under construction
SC - Substantial Completion : Project in punchlist phase
CP - Correction Period : Project complete and under warranty
PO - Post Occupancy Evaluation

School District	Proj #	Project Name	ED	PD	DD	C	SC	CP	PO	Project Status	Manager Report	TOTAL	Committed	Expended	Balance
Gadsden Independent Schools	P08-014	Berino Elementary (existing)	Non Applicable	On Schedule	On Schedule	Behind Schedule				C / 90% / 1 mos	Service path around the building is under construction. Interior punch list for renovated portion has been generated and GC is addressing the punch list items.	\$11,289,571	\$6,940,274	\$6,014,771	\$4,349,297
Gadsden Independent Schools	R12-002	Chaparral Elementary School Roof	Non Applicable	On Schedule	On Schedule	Behind Schedule				C / 70% / 1 mos	All field roofing is complete and the contractor is working on detailing.	\$721,522	\$505,836	\$336,468	\$215,686
Gadsden Independent Schools	R12-003	Sunland Park Elementary School Roof	Non Applicable	On Schedule	On Schedule	Behind Schedule				C / 45% / 1 mos	Work is ongoing. The "bird tower" has been removed and remaining has been completed. Tpo membrane work was expected to be completed on August 17, 2012 but weather has delayed the scheduled completion.	\$28,800	\$29,413	\$17,976	(\$613)
Gallup-McKinley County Public Schools	P08-016	Gallup Jr. High School	Non Applicable	On Schedule	On Schedule	On Schedule	On Schedule	Behind Schedule	Non Applicable	CP / 99% / 1 mos	Contractor to complete outstanding items including: the punch list, roof warranties, and PAC checklist. Contractor is scheduled to be onsite Sept. 20th to complete outstanding work. The surety has been contacted regarding claims submitted to the owners by subcontractors for nonpayment and to provide a list of outstanding and incomplete work remainig on the Contract. The contractor has been asked to provide release of liens and waivers from all subcontractors when the work is complete.	\$36,473,734	\$28,683,685	\$28,057,663	\$7,790,049
Gallup-McKinley County Public Schools	P11-004	Juan de Onate Elementary	Behind Schedule	Behind Schedule, No Progress						ED / 99% / 1 mos	The FMP for Gallup/McKinley County Schools has been approved by GMCS school board and by the PSFA. PSFA is working with Think Smart to adjuste the Ed Spec to reflect sq ft requirements of 130sf/student. The first submittal needs revisions. GMCS anticipate beginning design in the Fall 2015.	\$941,351	\$0	\$0	\$941,351
Gallup-McKinley County Public Schools	P11-005	Washington Elementary	Behind Schedule	Behind Schedule, No Progress						ED / 99% / 1 mos	The FMP for Gallup/McKinley County Schools has been approved by GMCS school board and by the PSFA. PSFA is working with Think Smart to adjust the sqare footage requirement to 130sf/student. The inital submittal needs revisions. GMCS anticipate beginning design in the Winter 2012.	\$758,355	\$20,965	\$19,525	\$737,390
Gallup-McKinley County Public Schools	P11-006	Church Rock Academy	Behind Schedule	Behind Schedule, No Progress						PD / 0% / 14 mos	The FMP for Gallup/McKinley County Schools has been approved by GMCS school board and by the PSFA. The Ed Spec for this project has been adjusted by Think Smart to reflect sq ft requirements of 130sf/student. Gallup is working on developing a RFP for design services. GMCS anticipate beginning design in the Fall 2012.	\$886,449	\$0	\$0	\$886,449
Gallup-McKinley County Public Schools	P11-007	Thoreau Elementary	Behind Schedule	Behind Schedule, No Progress						ED / 99% / 1 mos	The FMP for Gallup/McKinley County Schools has been approved by GMCS school board and by the PSFA. The Ed Spec needs to be adjusted by Think Smart to reflect sq ft requirements of 130sf/student. Inital submittal from Think Smart needs revisions, PSFA planning department is working with Think Smart. GMCS anticipate beginning design in the Fall 2019.	\$1,055,332	\$0	\$0	\$1,055,332
Gallup-McKinley County Public Schools	P11-008	Jefferson Elementary	Behind Schedule	Behind Schedule, No Progress						ED / 99% / 1 mos	The FMP for Gallup/McKinley County Schools has been approved by GMCS school board and by the PSFA. The Ed Spec needs to be adjusted by Think Smart to reflect sq ft requirements of 130sf/student. Inital submittal from Think Smart needs revisions, PSFA planning department is working with Think Smart. GMCS anticipate beginning design in the Fall 2014.	\$980,561	\$0	\$0	\$980,561

PSCOC Project Status Report
Behind Schedule

9/27/2012

Legend for project status:
Non Applicable (Grey)
Ahead of Schedule (Blue)
On Schedule (Green)
Behind Schedule (Yellow)
Behind Schedule, No Progress (Red)

ED - ED Spec Development : Developing RFP/Contracts for Ed Spec Writer
PD - Project Development : Developing RFP/Contracts for Design Professionals
DD - Design Development : Project design development through completion of construction documents (plans and specs, bidding/proposal phase
C - Construction : Project under construction
SC - Substantial Completion : Project in punchlist phase
CP - Correction Period : Project complete and under warranty
PO - Post Occupancy Evaluation

School District	Proj #	Project Name	ED	PD	DD	C	SC	CP	PO	Project Status	Manager Report	TOTAL	Committed	Expended	Balance
Gallup-McKinley County Public Schools	P11-009	Lincoln Elementary	Behind Schedule	Behind Schedule, No Progress						ED / 99% / 1 mos	The FMP for Gallup/McKinley County Schools has been approved by GMCS school board and by the PSFA. The Ed Spec needs to be adjusted by Think Smart to reflect sq ft requirements of 130sf/student. Initial submittal from Think Smart needs revisions, PSFA planning department is working with Think Smart. GMCS anticipate beginning design in the Fall 2018.	\$928,959	\$0	\$0	\$928,959
Gallup-McKinley County Public Schools	P11-010	Roosevelt Elementary	Behind Schedule	Behind Schedule, No Progress						ED / 99% / 1 mos	The FMP for Gallup/McKinley County Schools has been approved by GMCS school board and by the PSFA. The Ed Spec needs to be adjusted by Think Smart to reflect sq ft requirements of 130sf/student. Initial submittal from Think Smart needs revisions, PSFA planning department is working with Think Smart. GMCS anticipate beginning design in the Fall 2020.	\$935,000	\$0	\$0	\$935,000
Las Cruces Public Schools	P08-008	Lynn Middle School-Camino Real Middle	On Schedule	On Schedule	On Schedule	On Schedule	On Schedule	Behind Schedule		CP / 99% / 1 mos	All buildings are now occupied. Punch list items are being addressed throughout. The 11 month inspection took place on 02-29-12 from 1:00 p.m. to 4:30 p.m. A final close out / project completion meeting is scheduled for 05-23-12 from 10:30 a.m. to 12:30 p.m. Final completion is expected by the end of August 2012.	\$24,351,228	\$24,020,366	\$22,126,189	\$330,862
Raton Public Schools	P08-023	Raton High School		On Schedule	On Schedule	On Schedule	On Schedule	Behind Schedule		CP / 100% / mos	Certificate of Final Completion issued on 01/14/11. Certificate of Final Completion for Paving project issued on 01/04/12.	\$4,917,039	\$4,885,435	\$4,894,198	\$31,604
Rio Rancho Public Schools	R12-010	Rio Ranch High School			Behind Schedule	Behind Schedule				C / 50% / 3 mos	contractor is currently working on gym roof	\$918,349	\$428,779	\$196,657	\$489,571
Rio Rancho Public Schools	R12-011	Puesta Del Sol Elementary School Roof			Behind Schedule	Behind Schedule				C / 99% / 1 mos	Contractor working on last items; punch list walk thru 8/23. met with contractor 9/18 to discuss final punch list items. contractor to be complete 9/28.	\$946,900	\$491,812	\$328,037	\$455,088
Roswell Independent Schools	P11-016	Valley View Elementary		On Schedule	Behind Schedule					DD / 35% / 3 mos	9/20/2012---Program Stmt/RASC submitted & approved; Schematic Design submitted & approved; working in DD's bid opening scheduled for December 14, 2012	\$570,881	\$298,276	\$55,180	\$272,605
Socorro Consolidated Schools	P12-011	San Antonio Elementary School	Behind Schedule							ED / 99% / 2 mos	The ed spec final draft has been submitted and a presentation to the Socorro school board scheduled for Oct. 8th.	\$244,550	\$26,308	\$22,477	\$218,242
West Las Vegas Public Schools	P12-013	WLV Family Partnership Middle-High School	On Schedule	Behind Schedule						ED / 100% / mos	RM proposed use of alternate district bldg to school board on 8/16/12. Out-of Cycle Design Funding request to be revised to reflect proposed use of the MS Tech Bldg to house the Family MHS.	\$0	\$0	\$0	\$0
West Las Vegas Public Schools	P12-014	Union Elementary School		On Schedule	Behind Schedule					DD / 99% / 1 mos	Design Development RASC approval received on 8/22/12. Bid Documents RASC to submit for review week of 9/17/12. Asbestos inspection report received on 8/7/12, report indicates significant quantities of ACBM's. Abatement contract to be issued soon..	\$0	\$0	\$0	\$0
												\$122,725,914	\$94,089,065	\$89,756,961	\$28,211,630

# Master Plan

## PSCOC Project Status Report

	On Schedule
	Behind Schedule
	Behind Schedule, No Progress
	Rejected / Funds Reverted

*P1-IPOR : Project orginization, schedule of meetings, kick off meetings, steering committee assembl*  
*P1-2CFA : Complete facility assessments/evaluatio*  
*P1-3CFU : Complete FAD update submitted to FAD Manage*  
*P2-1FCD : Facility FAD drawings complete*  
*P2-2CUS : Complete utilization spreadsheets(s)/enrollment data, charts and table*  
*P3-IPMP : Prepare Master Pla*  
*P3-2BAP : Board Approval*  
*P4-IPAP : PSFA Approval*

								\$752,948	\$208,276	\$0	\$48,480	
School District	Proj #	Project Name	Phase 1	Phase 2	Phase 3	Phase 4	Project Status	Manager Report	TOTAL	Committed	Expended	Balance
Albuquerque Public Schools	M10-004	South Valley Preperatory Charter Master Plan Award	<div></div>	<div></div>	<div></div>	<div></div>	P4-1PAP / 100% / 1 mos	BS/Contractor: Wilson [11-02-11] 25% complete, [12-08-11] Anticipate complete in Jan. '12 [01-05-12]Final draft complete end of Jan. [02-15-12] Wilson had to push all meeting dates back, will complete March '12. [04-02-12] Wilson met with Steering committee on March 14, next meeting April 16, 25% complete, unsure of completion date due to small school resources. I asked Wilson to develop a schedule to complete. [4-19-12] Janet will call to review final draft week of April 23, anticipated completion June 15. [05-08-12] I have meeting today to review doc. [06-06-12] Wilson met with school June 1st, will present final draft to Brd. on July 15. [6-20-12] Sent draft to Sch. To review. [7-10-12] On schedule to complete July 15. [7-16-12] Next meeting July 18; planner needs to meet Financial Director to finalize capital plan. Planner has found it difficult to finalize plan due to the small size and resources of sch., effort it takes to get a quorum for ea. Meeting. The new anticipated completion date is August 15. [8-17-12] Janet emailed me today explaining she has been unable to set a meeting and is trying for a meeting for next week with the financial people to cover the funding and projections she asked me to attend meeting. [8-23-12] Anticipated completion date: Sept. 7, completing financial documentation and projections; summarizing potential options for permanent facilities. Janet meeting with financial person Aug. 24, will complete Aug. 31, 2012. [09-04-12] The planner broke her wrist last week, had surgery, today is her first day back, will have doc. complete Sept. 15th. [09-20-12] Principal did final review on Sept 19th. [09-24-12] Wilson submitted final doc on Sept. 21, in PSFA review now.	\$17,014	\$17,014	\$0	\$0
Albuquerque Public Schools	M12-015	Academy of Trades and Technology Facility Master Plan	<div></div>	<div></div>	<div></div>	<div></div>	P1-2CFA / 80% / 1 mos	BS/Contractor: ARC [01-25-12] Received accept. Ltr. Jan. 9, '12. [02-16-12] Arlene called, said board is trying to find funds to pay for their portion, will call me within a week. [3-5-12] I called Arlene, she will call back with status signing contract. [3-22-12] Contract was signed, sent to PSFA on March 6. I contacted school several times in Feb. finally principal responded, reported that they will try to get the contract signed by March 5, but ended up March 6 (day late of deadline). [4-27-12] Held a scoping meeting, working on schedule, completion in Oct.. [05-08-12] Kick-off meeting May 16. [06-07-12] Conducting interviews, next workshop end of June, completion in December. [07-03-12] Next meeting July 12. [08-22-12] Expected completion in Nov 2012. [09-24-12] Brd adoption Sept. 21, will submit final plan in Oct.	\$2,993	\$0	\$0	\$0
Albuquerque Public Schools	M12-018	North Valley Academy Facility Master Plan	<div></div>	<div></div>	<div></div>	<div></div>	/ 65% / 3 mos	BS/Contactor: ARC. [02-16-12] Left 2 messages for Snider #998-0501. [2-29-12] Submitted contract to PSFA, completion date Sept.'12. [4-27-12] Today is S.C. kick off meeting, half of staff interviewed, completion in Oct.. [05-08-12] I have an email in to Susan on update. [06-07-12] June 8 workshop #2 space needs, completion Nov.. [07-03-12] Next meeting late Aug., completion in Oct.. [08-22-12] Completion expected Oct 2012. [9-24-12] Change in Admin. Has caused a delay, will be complete by Dec.	\$11,770	\$0	\$0	\$0

<i>School District</i>	<i>Proj #</i>	<i>Project Name</i>	<i>Phase 1</i>	<i>Phase 2</i>	<i>Phase 3</i>	<i>Phase 4</i>	<i>Project Status</i>	<i>Manager Report</i>	<i>TOTAL</i>	<i>Committed</i>	<i>Expended</i>	<i>Balance</i>
Bernalillo Public Schools	M12-001	Facility Master Plan	<div></div>	<div></div>	<div></div>	<div></div>	/ 25% / 4 mos	BS/Contractor: Greer. [1-25-12] Received Accept. letter Dec. 8. [02-15-12] Completing contract. [3-2-12] Submitted contract for more than award, now reworking to resubmit. [3-23-12] Resubmitted contract consistent with award, scheduling meetings. [4-27-12] No progress. [05-08-12] Getting schedule organized. [06-06-12] No progress. [07-03-12] FMP schedule to be complete in Dec. [8-23-12] I have been attending meetings and anticipated completion Dec 2012. [09-20-12] Holding Community meetings.	\$28,504	\$0	\$0	\$0
Capitan Municipal Schools	M11-007	Facility Master Plan	<div></div>	<div></div>	<div></div>	<div></div>	P3-2BAP / 99% / 1 mos	<p>On schedule for October 2011 completion schedule. District will</p> <p>be developing priorities first week of August 2011 (7/15/11).District is in the process of analyzing priorities and contractor reports that they want to take their time in review since the project is ahead of schedule. Contractor anticipates a February 2012 completion (8/18/11). During the planning process, District and contractor concluded that the District needs a drainage study for its campus in order to determine capital priorities.District inquired of PSFA staff as to whether PSCOC would participate in the cost of the drainage study. PSFA asked e contractor to provide a cost estimate for the study before discussing this request (10/17/11). PSFA has not received the cost estimate for the drainage study discussed in October. The Contractor has completed additional tasks (12/5/11). District still considering drainage study (12/28/11). Plan is on hold while the District completes a drainage study, which will impact the plan's capital priorities list (2/16/12).District has completed the drainage study and is ready to move on with plan completion including developing capital priorities list resulting from the drainage study results (4/2/12). District is completing its capital priorities list for the Plan and anticipates being complete in May 2012 (4/19/12). Contractor has provided the plan to the District and PSFA staff for review. PSFA staff has reviewed the plan and provided comments back to the contractor. The District is currently reviewing the plan with the hope of adopting the plan in early June 2012 with the goal of being complete by June 21st prior to the District presentations (6/4/12). The contractor is currently working on revisions to the Plan based upon the PSFA site visit and PSCOC presentation. The District wants to approve the plan in July 2012 (7/6/12). Plan is now undergoing Board review. Staff is preparing a letter reminding the District that the plan needs to be approved and completed as soon as possible as it is now behind schedule (8-23-12). The consultant is making final revisions to the plan and anticipates October completion including PSFA and Board approval (9/20/2012).</p>	\$2,946	\$0	\$0	\$2,946
Clovis Municipal Schools	M12-003	Facility Master Plan	<div></div>	<div></div>	<div></div>	<div></div>	P2-2CUS / 70% / 3 mos	<p>Acceptance letter received 12/16/11. PSFA master planning</p> <p>staff reviewed contract on 2/14/12 and approved it. Submitted</p> <p>signed contract to Cassandra Cano on 2/14/12 to generate</p> <p>PSFA purchase order (2/16/12). Contractor will hold preliminary meetings week of April 16, 2012 and is beginning facility assessment phase (4/2/12). Contractor has engaged the community and district in additional meetings including a student meeting on April 16th 2012. Contractor is still working on facility assessment (4/19/12). Contractor has had community meetings and working on sections of the plan, and completing facility assessments over the summer (6/4/12). Contractor is continuing to work on facility assessments throughout the summer (7/6/12). Contractor will be holding additional community meetings now that school is back in session as well as working on FMP components such as utilization, capacity, and FAD markups. Plan is on schedule (8/23/12). Consultant is completing public comment in order to begin preparing master plan document (9/21/2012).</p>	\$96,527	\$0	\$0	\$0

<i>School District</i>	<i>Proj #</i>	<i>Project Name</i>	<i>Phase 1</i>	<i>Phase 2</i>	<i>Phase 3</i>	<i>Phase 4</i>	<i>Project Status</i>	<i>Manager Report</i>	<i>TOTAL</i>	<i>Committed</i>	<i>Expended</i>	<i>Balance</i>
Cobre Consolidated Schools	M11-008	Facility Master Plan					P4-1PAP / 99% / 1 mos	<p>RFP has been issued, under a joint RFP with Reserve and Animas Districts. The RFP is due the last week of February and</p> <p>Committee will make their decision on March 10,2011.Committee selected Planning and More for the project. Contractor is currently working on the RFP in order to forward it to PSFA in early June for PSFA approval (5-31-11). Contractor is holding initial meetings with the district the week of July 18th. These will be the first meetings with the District for the FMP. In addition, the contractor will begin assessment of the district's facilities for the plan the week of July 18th 2011 (7/15/11). Contractor has begun second round of community meetings and has completed the facility assessments. Contractor is in the process of updating the FAD information (8/17/11). The plan is currently in the plan preparation phase with the contractor working on the plan document with December 2011 completion anticipated(10/17/11). Plan is still on schedule for December completion and PSFA staff and Board review and approval (12/5/11).Plan is under Board review and final production. Plan is at 80%. PSFA will hold additional payments until staff has reviewed and approved final document (12/28/11). District is currently reviewing capital priorities list with the vendor. The vendor has submitted draft sections 1 and 2 to PSFA staff for preliminary review and staff has provided comment. Vendor expects to deliver final plan on schedule in March 2012 (2/15/12). Contractor is preparing plan to submit to board for approval in early April. After, contractor will deliver to PSFA staff for review and approval in April 2012 (4/2/12). Contractor has began providing PSFA staff sections of the final plan for review and staff has been making notes. Contractor is on schedule to complete the project in May 2012 (4/19/12). Contractors have provided a draft of the plan to PSFA staff and PSFA staff has provided the contractor our comments. The plan should be complete and adopted by June 2012 (6/4/12). The contractor has reported that they submitted Plan to the District for review but the District has not reviewed or provided comment due to District staff vacation time (7/6/12). Plan is still under District review but contractor reports no progress. District needs to provide contractor final capital priorities list and financial plan but it has yet to forward these items. PSFA staff sent a letter last month encouraging the District to complete the plan (8/23/12). Consultant is printing the final plan and getting ready to ship. PSFA has reviewed drafts of the plan and needs to review a few sections prior to approval but planning process is nearly complete (9/20/12).</p>	\$27,189	\$26,449	\$0	\$740
Deming Public Schools	M12-005	Facility Master Plan					P2-2CUS / 30% / 3 mos	<p>Acceptance letter received 12/15/11. District reviewed RFPS</p> <p>on Friday, February 10th, 2012.Contractor is currently in project organization phase and has submitted the proposed schedule to the District for review and approval (4/2/12). Contractor is moving ahead in implementing the schedule and holding initial meetings with the District and Steering Committee (4/19/12). Contractor reports no new activity on the plan since last update (6/4/12). The contractor reports that they have started the facility assessments and the anticipate completing the plan in December 2012 (7/6/12). Contractor is continuing with building assessments and FAD mark ups and plan is on schedule for December completion (8/23/12). Consultant is having public meetings in October in order to begin preparing plan document. Consultant is also preparing utilization studies and plan elements (9/21/2012).</p>	\$61,519	\$0	\$0	\$0



<i>School District</i>	<i>Proj #</i>	<i>Project Name</i>	<i>Phase 1</i>	<i>Phase 2</i>	<i>Phase 3</i>	<i>Phase 4</i>	<i>Project Status</i>	<i>Manager Report</i>	<i>TOTAL</i>	<i>Committed</i>	<i>Expended</i>	<i>Balance</i>
Espanola Public Schools	M12-006	Facility Master Plan					P3-1PMP / 75% / 2 mos	BS/Contractor: [01-25-12] ARC received accept. letter Dec. 12 (02-16-12) District currently reviewing proposals. [3-5-12] Received contract today, sent to Dotty, contract less than award. [3-22-12] PSFA approved contract March 15. [3-23-12] Start by April, complete by Aug. 30. [4-12-27] Evaluation process begun, 4 of 18 sch. have been evaluated (5 more done this week), evaluations conclude in May, expect final draft by August/Sept. [05-03-12] Field work 50% complete, ARC will get school packets to District distribution for May 29 in-service. [06-07-12] Expect to hold Brd. workshops in August/Sept. [07-03-12] Demographics complete in July, compete date end of Nov. [08-22-12] Demographics to be complete in Sept. for review, public based committee in Sept, workshops in Oct. [9-24-12] Public committee in Oct., Brd workshops in Nov.	\$62,268	\$0	\$0	\$0
Estancia Municipal Schools	M11-009	Facility Master Plan					P1-2CFA / 99% / 1 mos	BS/Contractor: Greer. Contract app. 03-04-11. [7-15-11] Anticipated completion Jan. '12 Assessment of facilities, schedule Steering committee meetings. [08-16-11] Sch. to adopt in Feb. '12. [10-19-11] Working on schedule. (12-02-11) First S.C. Dec. 15. [01-03-12] Draft FMP June '12. [02-07-12] I attended 2nd meeting Feb 6, to be adopted on June 12. [02-15-12] Plan is moving forward. [3-23-12] Submit draft FMP in June, Greer explained project is late because District was working on their M.S. Ed Spec's and her illness. [4-27-12] On target to complete in June. [05-08-12] Greer working to meet target of June. [06-06-12] On target to complete June. [07-03-12] Draft FMP submitted to District for review, FAD submitted to PSFA for update. [08-23-12] PSFA today completed FAD update, meeting with sch. Brd on Aug 29, will submit plan in mid to late Sept. [9-20-12] Sch. Brd. approved, incorporating updated FAD reports into FMP.	\$27,974	\$26,229	\$0	\$1,745
Hobbs Municipal Schools	M12-007	Facility Master Plan					P2-2CUS / 55% / 3 mos	Acceptance letter received on 1/3/12. District is scheduling Request for Proposals submission (2/16/12). District has selected ARC, Inc. as the project contractor on March 20th, 2012. Contractor and District are currently preparing the contract (4/2/12). Contractor anticipates September completion date (4/2/12). Contract is complete and contractor has held initial meetings with the district the week of April 16th 2012 and is moving into the facility assessment phase (4/19/12). Contractor reports that it has evaluated 60% of the school sites, has processed the elementary school FAD reports, and have continued meetings with the program staff. The Contractor will complete the field work in September so it can evaluate the grade reconfiguration and will hold board workshops in October (6/4/12). Contractor has evaluated 60% of the sites in the District and will continue field work through the summer. In the Fall, the contractor will wrap up the public meetings and produce a draft with anticipated completion in November 2012 (7/6/12). Contractor has completed elementary school reports and will complete the field work in September in order to evaluate the grade reconfiguration. They have also planned additional staff meetings and have scheduled board workshops in October to go over plan recommendations. Contractor still anticipates November completion. Plan is on schedule (8/23/12). Consultant has processed elementary school reports, met with district staff, and is preparing materials for a October Board workshop. Consultant is near completion of all field work in order to fully evaluate the change in grade configuration (9/21/2012).	\$71,324	\$0	\$0	\$0



<i>School District</i>	<i>Proj #</i>	<i>Project Name</i>	<i>Phase 1</i>	<i>Phase 2</i>	<i>Phase 3</i>	<i>Phase 4</i>	<i>Project Status</i>	<i>Manager Report</i>	<i>TOTAL</i>	<i>Committed</i>	<i>Expended</i>	<i>Balance</i>
Loving Municipal Schools	M12-008	Facility Master Plan	<div></div>	<div></div>	<div></div>	<div></div>	P3-1PMP / 90% / 3 mos	Acceptance letter received on 12/15/12. Vendor reports that they are signing contracts with the District and anticipates June 2012 completion (2/16/12).Vendor will begin the project week of April 9th with project organization and scheduling (4/2/12). Contractor has held the initial meetings with the District and is moving into the facility assessment phase (4/19/12). District has had public meetings and is in the process of facility assessment (5/23/12). Completed building evaluation and is preparing for another public meeting next week. Contractor will prepare the plan and hopes to take it to the Board in July. The Contractor is also reviewing Capital Improvement Priorities (6/4/12). The contractor has completed all the facility evaluations and are preparing another public meeting as well as draft sections of the Plan. The contractor is anticipating an August completion well ahead of schedule (7/6/12). Contractor has completed facilities evaluation and is now writing the plan. District is reviewing the CIP and will provide to contractor shortly. Contractor expects to have plan to PSFA and District in September for approval. Plan is well ahead of schedule (8/23/12). Consultant is finishing writing text heavy sections of the Plan with the hope of being complete by October (9/21/2012).	\$6,859	\$0	\$0	\$0
Mora Independent Schools	M11-014	Facility Master Plan	<div></div>	<div></div>	<div></div>	<div></div>	P1-1POR / 95% / 1 mos	BS/Contractor: Greer (08-16-11) Anticipated completion March '12. [10-19-11] Working on schedule. [11-30-11] Completed schedule. [12-02-11] Anticipate completion March '12. [01-03-12] Will have schedule Jan. 12. [02-15-12] Plan has not moved forward since last month. [4-23-12] Will submit in July '12. [05-08-12] Completing plan for July. [06-06-12] On target for July. [07-03-12] Will submit draft FMP to District July 17 for review. [08-23-12] Final revision to doc., waiting on PSFA FAD updates, Brd adoption in Oct. [09-20-12] Final revisions to FMP, waiting for PSFA FAD updates, Sch. Brd. approval in Oct.	\$21,289	\$21,289	\$0	\$0
NMSD	M12-010	Facility Master Plan	<div></div>	<div></div>	<div></div>	<div></div>	P3-1PMP / 95% / 2 mos	BS/Contractor: Greer. PSFA approved contract Dec. 23,'12. [02-15-12] Scheduled meetings. [3-23-12] Draft in Aug. '12. [4-27-12] Completion date Aug.. [5-08-12] I attended a S.C. meeting last week. [06-06-12] On track to complete in August. [07-03-12] Last meeting end of July, Draft FMP ready for review in Sept. [8-23-12] Making final revisions to doc., waiting for PSFA FAD update, Brd adoption in Oct. [09-20-12] Final revisions to FMP, waiting on PSFA FAD updates, Sch. Brd. approval in Oct.	\$56,761	\$52,633	\$0	\$0
Portales Municipal Schools	M12-011	Facility Master Plan	<div></div>	<div></div>	<div></div>	<div></div>	P2-1FCD / 30% / 3 mos	Acceptance letter received on 12/15/11. RM reports that he is working with the District to finalize the contract in order tosubmit it for PSFA review (2/16/12).Contractor is beginning its project organization tasks and has sent the schedule to the District for review and comment (4/2/12). Contractor is moving forward with implementing the schedule and holding initial meetings with the district (4/19/12). Contractor reports that no activity has taken place since last report (6/4/12). Contractor is beginning the facility assessments and anticipates a November completion (7/6/12). Contractor is continuing with building assessments and working on plan elements (8/23/12). Consultant is holding public meetings and completing field work (9/21/2012).	\$43,765	\$0	\$0	\$0
Raton Public Schools	M12-012	Facility Master Plan	<div></div>	<div></div>	<div></div>	<div></div>	P2-2CUS / 55% / 2 mos	BS/Contractor: PCM. [01-25-12] Received accept. letter on Dec. 13. [02-16-12] RM mailed contracts to PSFA on Feb. 15. [3-5-12]Received \$35,845 contract (Award \$51,461) sent to Dotty. [4-27-12] Schedule by May 4. [4-30-12] Completion July 30. [05-08-12] Will send me schedule on May 9. [06-07-12] Received schedule, completing school assessments June 15. [07-03-12] Facility Evaluations complete, will submit to Chris this week, Dave is organizing S.C.to convene after summer, Cad files are updated, working on utilization, projections and demographic data. [8-23-12] Mr. Willden in process of organizing Steering committee final meetings. Anticipate completion late Oct. [09-24-12] I am going to Steering Committee Sept. 25th	\$33,964	\$0	\$0	\$0

<i>School District</i>	<i>Proj #</i>	<i>Project Name</i>	<i>Phase 1</i>	<i>Phase 2</i>	<i>Phase 3</i>	<i>Phase 4</i>	<i>Project Status</i>	<i>Manager Report</i>	<i>TOTAL</i>	<i>Committed</i>	<i>Expended</i>	<i>Balance</i>
Reserve Independent Schools	M11-015	Facility Master Plan					P3-2BAP / 99% / 1 mos	<p>District will be going out for RFP second week of January 2011</p> <p>for February vendor selection. Planning and More has been</p> <p>selected as the contractor and is currently preparing the RF in</p> <p>order to get contract process started. Contract behind schedule</p> <p>since it has not been signed but selection process happened after March 1st (3-31-11). The District has forwarded the</p> <p>contract to PSFA, which has reviewed it and approved it. Plan</p> <p>process should be underway (5-31-11). The contractor is</p> <p>currently working on initial meetings with the District for the FMPthe week of July 18th 2011. These will be the first meeting that the contractor has with the District regarding the Plan. In addition, the contractor will begin building assessments the week of July 18th, 2011 as well (7/15/11). Contractor has began 2nd round of community meetings and has completed building assessments. Contractor is beginning FAD updates (8/17/11).Plan is currently in the plan preparation stage of the project with a December 2011 completion anticipated (10/17/11). December completion still anticipated including PSFA staff review and Board review and approval (12/5/11). Plan is in Board review and final production. Plan is at 80% meaning that PSFA staffwill hold remaining funds until staff has reviewed and approvedthe plan with January 2012 completion being anticipated(12/28/11). District is currently reviewing capital priorities.Vendor has submitted preliminary draft sections 1 and 2 to PSFA for review and staff has provided comment. Vendor expects to deliver final plan on schedule to PSFA in March 2012(2/15/12).Contractor is preparing final plan for review by the school board. After that, the contractor will submit to PSFA staff for review and approval in early April 2012 (4/2/12). Contractor is still in the process of preparing final plan to provide for PSFA staff for review and comment. The Contractor anticipates May 2012 completion (including board and PSFA staff approval) (April 19, 2012). Contractor has begun to provide PSFA staff draft sections of the final document (6/4/12). Contractor submitted plan to Board and Superintendant in early June but since then, the entire Board and Superintendent have changed. Contractor is now trying to arrange a meeting with new superintendent and PSFA staff to discuss how to proceed given that all the District players are new to the project (7/6/12). PSFA staff and contractor has had meetings with the interim superintendent and members of the board to discuss completion of the plan. The interim superintendent and Board are concerned with statements in the plan that they do not feel reflect the intent or direction of the new Board. As a result, the District is taking more time to review and requested two weeks after the beginning of school to sit down and go through the plan. The contractor has sent the District a reminder stating that we would like to have their edits at the end of August for a September completion (8-23-12). District has informed PSFA via email that the review is complete and they will be sending their comments (9/20/2012). After reviewing District comments and revisions, they will be able to tell us how much time is left to complete plan (9/20/2012).</p>	\$10,070	\$7,584	\$0	\$2,486

<i>School District</i>	<i>Proj #</i>	<i>Project Name</i>	<i>Phase 1</i>	<i>Phase 2</i>	<i>Phase 3</i>	<i>Phase 4</i>	<i>Project Status</i>	<i>Manager Report</i>	<i>TOTAL</i>	<i>Committed</i>	<i>Expended</i>	<i>Balance</i>
Socorro Consolidated Schools	M12-013	Facility Master Plan	<div></div>	<div></div>	<div></div>	<div></div>	P2-2CUS / 55% / 3 mos	Acceptance letter received on 12/16/11. RM has submittedcontract to the District for signing (2/16/12).Contractor is beginning project organization phase of the project and will schedule initial meeting the week of April 23rd (4/2/12). Contractor has reviewed existing district plan and has held initial meetings with the school district. Contractor will be holding first public meeting on Tuesday, April 24, 2012 (4/19/12). Contractor has completed all building assessments and will hold additional meetings in August as new District staff comes on board. Contractor anticipates November completion (6/4/12). No change from June 2012 update. Plan is still on schedule with anticipated November 2012 completion (7/6/12). Contractor is completing facilities assessments and will hold additional meetings in the Fall. Staff will attend the Board meeting on Monday, August 27, 2012 for a full update. Plan is still on schedule with December completion anticipated (8/23/12). Consultant has competed public meetings and is in the process of preparing plan sections (9/21/2012).	\$40,613	\$0	\$0	\$0
State Charter School	M11-016	Aldo Leopold High School Facility Master Plan	<div></div>	<div></div>	<div></div>	<div></div>	P3-2BAP / 99% / 1 mos	School has issued RFP and has sent it to the master planvendors on the distribution list. RM is working with school with school on selecting vendor, which may be the same vendor working on the Cobre/Reserve/Animas vendor - Planning and More (3-31-11). School is negotiating contract and should forward it to PSFA for review in early June 2011 (5-31-11).PSFA has approved the contract and contractor will hold its firstmeetings with the District the week of July 18th 2011. The contractor will also begin its assessment of the schools facilities the week of July 18th, 2011 (7/15/11). Contractor is beginning second round of community meetings and has completed facility assessments. Contractor is ready to begin updating the FAD data (8/17/11). Contractor is completing facility inventory, utilization, and other pertinent data for January 2012 completion(10/17/11). Contractor has began preparing facility master plandocument with January 2012 completion date targeted including PSFA staff review and Board review and adoption (12/5/11).Plan is currently in Board review and final production. Sine plan is at 80% PSFA will hold remaining funds until it hasreviewed and approved the Plan (12/28/11). School is currently reviewing capital priorities list. Vendor has submitted preliminary draft sections 1 and 2 to PSFA staff and staff hasprovided comment. Vendor is currently on schedule with the plan and anticipates delivering final document in March 2012(2/15/12).Contractor is currently working on the final document and hopes to present it to PSFA staff in May 2012, which is still considered to be on schedule (4/19/12). Contractors are completing the plan to have it submitted to PSFA staff in June 2012 (6/4/12). Contractor is still working on completing the Plan and submitting it to both PSFA staff and the school (7/6/12/). Contractor has submitted the plan to the school and posted it on a website for concurrent PSFA review. PSFA staff has begun its review and the contractor is awaiting comment from the school and hope to have it complete by September (8/23/12). School provided comments to the consultant on 9/19/2012. Consultant will make changes and send complete document to PSFA for final approval, which should happen the beginning of October 2012 (9/21/2012).	\$16,873	\$13,292	\$0	\$3,581
Tucumcari Public Schools	M12-014	Facility Master Plan	<div></div>	<div></div>	<div></div>	<div></div>	P2-2CUS / 65% / 3 mos	BS/Contractor: DeJong. [01-25-12] Accept. letter Dec. 16. [02-16-12] Reviewing final proposals. [3-2-12] Signing with ARC. [3-23-12] Ended up signing with DeJong. [4-27-12] Waiting on the meeting schedule. [5-08-12] Kick-off meetings May 14-16, waiting on schedule. [07-03-12] Had conf call w. Tracy, plan is moving along; will start S.C. meetings after summer. [8-23-12] Scheduling final meetings, anticipate to complete in Dec. 2012. [09-24-12] I am going to Steering Committee meeting Sept 24th.	\$31,959	\$0	\$0	\$0

<i>School District</i>	<i>Proj #</i>	<i>Project Name</i>	<i>Phase 1</i>	<i>Phase 2</i>	<i>Phase 3</i>	<i>Phase 4</i>	<i>Project Status</i>	<i>Manager Report</i>	<i>TOTAL</i>	<i>Committed</i>	<i>Expended</i>	<i>Balance</i>
Tularosa Municipal Schools	M09-006	Master Plan Award					P3-2BAP / 99% / 1 mos	<p>Pending determination of final capital priorities by administration</p> <p>and board (6-10-11). On 7/18/11, ARC reported back that theplan has been 98% complete for a year and the District has not moved on the Plan and has not supplied the capital priorities list to the District. ARC is unsure of when the District wants to have the plan complete and they consider this issue to be in theDistrict's court. ARC will need to update the enrollment projections and then take a month to complete the final document (7/18/11). District is still reviewing priorities.</p> <p>Contractor needs to contact them to see what needs to be don</p> <p>to move the process along (8/18/11). Plan is currently at a</p> <p>stand still according to the contractor.The District is supposed to be reviewing the plan but the status remains unchanged. PSFA staff may need to coordinate with both the District and contractor (10/17/11). Contractor continues to report that this plan is at a standstill. Staff will call the District(12/5/11). Plan remains at a standstill (12/28/11). Contractor reports that plan is still at a standstill with the District (2/15/1). No additional progress has been made on this plan (4/2/12). No additional progress has been made on this plan (4/19/12). District has spoken to the contractor to work on completing the Plan. Both the contractor and District indicate that the District is paying for the plan with its own monies. The contractor needs to update the plan's capital priorities list and demographics section. The District will adopt with the current date and the plan will be good for five years from the point of adoption. Contractor hopes to be done by the end of June for PSFA and Board review (6/4/12). Contractor is continuing to work on new demographic and enrollment data with anticipated July completion data (7/6/12). District is reviewing the capital priorities plan and the contractor anticipates September School Board approval (8/23/12). Consultant making edits to demographic and enrollment sections. The consultant hopes to finish plan by the end of next week (9/20/2012).</p>	\$36,982	\$0	\$0	\$36,982
Zuni Public Schools	M11-018	Facility Master Plan					P4-1PAP / 100% / 1 mos	<p>BS/Contractor: Greer [7-15-11] Started assessment of facilities, scheduled Steering Committee meetings. [08-16-11] District to adopt March '12. [10-19-11] Working on schedule with District. [11-30-11] Fac. Man. Has been ill and has delayed FMP. [01-03-12] Draft FMP due March 12, '12. [02-15-12] I attended S.C. meeting Feb. 8. Plan moving along, submitted recommendations to Brd. Feb. 27. [3-23-12] Submit draft April 16. [04-06-12] Received draft final electronic April 3, I Reviewed April 4, ready for approval after FAD updates completed. [4-27-12] Final draft complete by April 30. [05-08-12] Greer sent FAD updates on May 3, I have meeting on May 9 with Greer/District to review final changes. [06-06-12] As soon as FAD mark ups are impute by PSFA plan will be complete. [07-03-12] Draft FMP submitted to District for review, FAD submitted to PSFA for update. [8-23-12] Sch. Brd approval Aug. 27 and will submit doc. [09-20-12] Will submit to PSFA by Sept. 28th. [09-24-12] Submitted final doc. to PSFA, now in PSFA review.</p>	\$43,785	\$43,785	\$0	\$0
									\$752,948	\$208,276	\$0	\$48,480

# PUBLIC SCHOOL CAPITAL OUTLAY COUNCIL

## 2011-2012 LEASE ASSISTANCE AWARDS

District	School	State (S) or Local (L) Charter	Total Sq.Ft. of Leased Classroom Space	Avg. of 80/120 Membership or Estimate	Avg. of 80/120 Membership or Estimate per PED	Sq. Ft. per PED MEM	80th day MEM. New Charters	Lease Payment for Classroom and Direct Admin Space	Maximum Allowable Lease Assist @ \$733.35/PED MEM <sup>2</sup> or Adjusted Lease	AWARDS w/ adjusted per MEM Calculation New schools 80th Day	New Charter School Adjustment 80th Day	Balance	FY 2012 Q1 July 2011 thru Sept 2011	FY 2012 Q2 Oct 2011 thru Dec 2011	FY 2012 Q3 Jan 2012 thru Mar 2012	FY 2011 Q4 Apr 2012 thru Jun 2012
Albuquerque	Academia de Lengua y Cultura	L	6,611.0	87.0	87.0	179		72,472	63,801			0	15,950.25	15,950.25	15,950.25	15,950.25
Albuquerque	Academy of Trades & Technology	S	18,175.0	170.0	170.0	122		160,834	124,670			0	31,167.50	31,167.00	31,167.00	31,168.00
Albuquerque	ACE Leadership High School	S	6,094.0	109.5	109.5	110		64,083	64,083			0	22,916.68	25,000.02	18,166.30	
Albuquerque	Albuquerque Institute for Math & Science	S	17,862.0	261.0	261.0	70		230,814	191,404			0	57,356.87	57,356.87	57,356.87	19,333.40
Albuquerque	Albuquerque School of Excellence	S	10,000.0	210.0	208.5	50		379,918	152,903			0	38,225.75	38,225.75	38,225.75	38,225.75
Albuquerque	Albuquerque Talent Development	L	13,000.0	143.5	143.5	94		210,953	105,236			0	26,309.00	26,309.00	26,309.00	26,309.00
Albuquerque	Alice King Community School	L	15,395.0	245.0	245.0	85		221,820	179,671			0	44,917.75	44,917.75	44,917.75	44,917.75
Albuquerque	Amy Biehl High School	S	40,764.0	278.0	278.0	151		1,178	1,178			0	589.00		589.00	
Albuquerque	Bataan Military Academy	L	12,897.0	138.5	138.5	98		169,152	101,569			0	25,392.25	25,392.25	25,392.25	25,392.25
Albuquerque	Career Academic & Technical Academy	L	13,000.0	137.0	137.0	97		155,387	100,469			0	25,117.25	16,744.84	25,117.26	33,489.68
Albuquerque	Cesar Chavez	S	11,272.0	181.5	181.5	110		187,697	133,103			0	33,275.75	33,275.75	33,275.75	33,275.75
Albuquerque	Christine Duncan's Heritage Academy	L	13,000.0	121.0	121.0	110		93,600	88,735			0	22,183.75	22,183.75	22,183.75	22,183.75
Albuquerque	Cien Aguas International School	S	12,157.0	166.0	166.0	82		131,838	121,736			0	30,434.00	30,434.00	30,434.00	30,434.00
Albuquerque	Corrales International School	L	15,340.0	177.0	183.5	89		256,511	134,570			0	33,642.50	33,642.50	33,642.50	33,642.50
Albuquerque	Cottonwood Classical Preparatory School	S	16,153.0	347.5	347.5	48		465,206	254,839			0	63,709.75	63,709.75	63,709.75	63,709.75
Albuquerque	Creative Education Prep. Institute #1	S	12,153.0	175.0	175.5	87		127,247	127,247			0	31,811.75	31,811.75	31,811.75	31,811.00
Albuquerque	Digital Arts and Technology Academy HS	L	46,391.0	300.0	293.0	160		604,178	214,872			0	53,718.00	53,718.00	53,718.00	53,718.00
Albuquerque	East Mountain High School	S	37,882.0	356.5	356.5	112		325,213	261,439			0	65,359.75	65,359.75	65,359.75	65,359.75
Albuquerque	El Camino Real Academy	L	58,429.0	488.5	488.5	128		675,093	358,241			0	89,560.25	89,560.25	89,560.25	89,560.25
Albuquerque	Gilbert L. Sena Charter H.S.	S	14,122.0	175.0	175.0	83		186,140	128,336			0	32,084.00	32,084.00	32,084.00	32,084.00
Albuquerque	Gordon Bernell Charter School	L	12,757.0	302.0	302.5	44		175,000	175,000			0	43,750.00	43,753.17	43,753.17	43,743.66
Albuquerque	Horizon Academy West	S	16,399.0	418.0	420.5	41		522,967	308,374			77,093	77,093.50	77,093.50	77,093.50	0.00
Albuquerque	La Academia de Esperanza	L	13,050.0	320.0	320.0	43		360,000	234,672			0	58,668.00	58,668.00	58,668.00	58,668.00
Albuquerque	La Promesa Charter School	S	9,000.0	177.0	80.0	118		69,996	58,668			6,171	17,499	17,499.00	17,499.00	
Albuquerque	La Resolana Leadership Academy	S	3,310.0	63.0	63.0	66		101,188	46,201			0	11,550.25	11,550.25	11,550.25	11,550.25
Albuquerque	Los Puentes	L	11,017.0	187.0	187.0	105		168,389	137,136			0	34,284.00	34,284.00	34,284.00	34,284.00
Albuquerque	Media Arts Collaborative Charter School	S	7,401.0	175.0	175.0	62		133,298	128,336			0	32,084.00	32,084.00	32,084.00	32,084.00
Albuquerque	The Montessori Elementary School	S	34,335.0	356.0	342.0	102		666,914	250,806			0	62,701.50	62,701.50	62,701.50	62,701.50
Albuquerque	Montessori of the Rio Grande	L	13,938.0	192.0	192.5	77		121,761	121,761			6	30,438.00	30,438.00	30,438.00	30,441.00
Albuquerque	Mountain Mahogany Community	L	10,956.0	146.0	146.0	84		94,506	94,506			0	23,626.50	23,626.50	23,626.50	23,626.50
Albuquerque	Native American Community Academy	L	29,000.0	381.0	379.5	79		278,449	278,306			48,081	65,225.00	55,000.00	55,000.00	55,000.00
Albuquerque	New America School	S	10,806.0	283.0	283.0	41		597,580	207,538			0	51,884.50	51,884.50	51,884.50	51,884.50
Albuquerque	North Valley Academy	S	26,880.0	485.0	485.0	78		416,402	355,675			0	88,918.75	88,918.75	88,918.75	88,918.74
Albuquerque	Nuestros Valores Charter School	L	6,811.0	134.5	134.5	61		43,525	43,525			10,881	10,881.25	10,881.25	10,881.25	
Albuquerque	Public Academy for Performing Arts	L	19,200.0	342.5	342.5	67		279,551	251,172			0	62,793.00	62,793.00	62,793.00	62,793.00
Albuquerque	Ralph J. Bunche Academy	S	10,707.0	85.0	83.5	132		56,650	56,650			0	13,749.99	14,575.01	14,162.49	14,162.49
Albuquerque	Robert F. Kennedy Charter High School	L	19,200.0	255.0	254.5	82		166,689	166,689			0	41,673.00	41,673.00	41,673.00	41,670.00
Albuquerque	SIATech	L	5,382.0	299.0	298.5	20		101,587	101,587			61,594	19,996.75	19,996.75		
Albuquerque	South Valley Academy	L	12,300.0	228.0	228.0	56		179,958	167,204			2	41,685.00	41,685.00	41,916.00	41,916.00
Albuquerque	South Valley Preparatory School	S	9,754.0	92.0	92.5	111		124,037	67,835			0	16,958.75	16,958.75	16,958.75	16,958.75
Albuquerque	SW Intermediate Learning Center	S	11,880.0	112.0	112.0	111		90,221	82,135			0	20,533.75	20,533.75	20,533.75	20,533.75
Albuquerque	SW Primary Learning Center	S	14,200.0	105.5	105.5	142		85,399	77,368			0	19,342.00	19,342.00	19,342.00	19,342.00
Albuquerque	SW Secondary Learning Center	S	19,252.0	275.0	275.5	74		213,152	202,038			0	50,509.50	50,509.50	50,509.50	50,509.50
Albuquerque	The Albuquerque Sign Language Academy	S	2,642.0	50.0	47.0	153		34,350	34,350			1,922	6,665.50	7,350.00	9,825.00	8,587.50
Albuquerque	The International School at Mesa del sol	S	13,336.0	116.0	116.0	124		90,168	85,069			0	9,897.63	37,397.61	23,647.62	14,125.66
Albuquerque	The Learning Community Charter School	S	26,000.0	210.0	212.0	125		240,027	155,470			0	38,867.50	38,867.50	38,867.50	38,867.50
Albuquerque	Tierra Adentro	S	7,327.0	153.0	157.0	52		129,925	115,136			0	28,784.00	28,784.00	28,784.00	28,784.00
Albuquerque	21 <sup>st</sup> Century Public Academy	L	25,262.0	243.0	239.0	106		184,006	175,271			0	43,817.75	43,817.75	43,817.75	43,817.75
Aztec	Mosaic Academy	L	17,580.0	180.0	179.5	100		115,995	115,995			4,099	27,322.70	27,696.00	29,466.00	27,411.00
Bernalillo	Village Academy	S	3,744.0	42.0	42.0	94		45,800	30,801			0	7,700.25	7,700.25	7,700.25	7,700.25
Carlsbad	Jefferson Montessori Academy	L	14,574.0	160.5	160.5	98		111,934	111,934			433	25,443.81	25,443.81	28,789.45	31,823.65
Cimarron	Moreno Valley High School	L	8,370.0	80.0	80.0	108		60,000	58,668			0	14,667.00	14,667.00	14,667.00	14,667.00
Clovis	Choices - Alternative Learning Center		12,148.0	261.0	260.5	51		95,533	95,533			0	23,883.25	23,883.25	28,659.90	19,106.60
Deming	Deming Cesar Chavez	L	10,661.0	148.0	145.5	79		96,292	96,292			0	24,073.00	24,073.00	24,073.00	24,073.00
Espanola	Carinos Charter School	L	24,265.0	194.5	194.5	129		138,282	138,282			0	34,570.50	34,570.50	34,570.50	34,570.50



# PUBLIC SCHOOL CAPITAL OUTLAY COUNCIL

## 2011-2012 LEASE ASSISTANCE AWARDS

District	School	State (S) or Local (L) Charter	Total Sq.Ft. of Leased Classroom Space	Avg. of 80/120 Membership or Estimate	Avg. of 80/120 Membership or Estimate per PED	Sq. Ft. per PED MEM	80th day MEM. New Charters	Lease Payment for Classroom and Direct Admin Space	Maximum Allowable Lease Assist @ \$733.35/PED MEM <sup>2</sup> or Adjusted Lease	AWARDS w/ adjusted per MEM Calculation New schools 80th Day	New Charter School Adjustment 80th Day	Balance	FY 2012 Q1 July 2011 thru Sept 2011	FY 2012 Q2 Oct 2011 thru Dec 2011	FY 2012 Q3 Jan 2012 thru Mar 2012	FY 2011 Q4 Apr 2012 thru Jun 2012
Espanola	San Juan Elementary (Land)		53,685.0	424.0	420.0	130		10,133	10,133			10,133				
Gadsden	Anthony Charter School	L	5,411.0	67.5	67.5	85		50,459	49,501			0	12,375.25	12,375.25	12,375.25	12,375.25
Gadsden	La Union JTP/Alvarez Farms		15,460.0	24.0	24.0	652		18,000	17,600			0	4,400.00	4,400.00	4,400.00	4,400.00
Gallup	Chief Manuelito MS (Land)		43,900.0	642.5	642.5	70		8,436	8,436			818			7,618.03	
Gallup	Churchrock Academy (Land)		36,521.0	565.0	272.5	138		5,426	5,426			0			5,426.00	
Gallup	David Skeet ES (Land)		16,760.0	218.0	214.5	80		3,556	3,556			0			3,556.00	
Gallup	Middle College High School	L	3,257.0	60.0	60.0	60		14,763	14,763			1,863	4,299.99	4,299.99	4,299.99	
Gallup	Ramah Middle School (Land)		18,000.0	219.0	219.0	87		4,730	4,730			0			4,730.00	
Jemez Valley	San Diego Riverside	L	11,775.0	102.5	102.5	118		75,166	75,166			0	18,792.00	18,792.00	18,792.00	18,790.00
Jemez Valley	Walatowa High Charter School	L	3,480.0	67.0	68.0	55		46,900	46,900			0	12,000.00	12,000.00	12,000.00	10,900.00
Las Cruces	Alma d'arte Charter HS	S	16,349.0	171.5	171.5	99		123,741	123,741			0	30,935.25	31,443.00	31,443.00	29,919.75
Las Cruces	Families and Youth Inc./Las Montanas	L	15,840.0	301.0	300.5	95		206,284	206,284			0	55,741.84	62,251.58	51,571.00	36,719.57
Las Cruces	La Academia Dolores Huerta	L	9,257.0	120.0	120.0	83		109,969	88,002			0	22,000.50	22,000.50	22,000.50	22,000.50
Los Lunas	School of Dreams Academy	S	19,471.0	200.0	179.5	111		240,431	131,636			0	32,909.00	32,909.00	32,909.00	32,909.00
Questa	Red River Valley Charter	S	7,743.0	59.0	59.0	134		43,268	43,268			0	10,817.00	10,817.00	10,817.00	10,817.00
Questa	Roots & Wings Community School	L	2,180.0	34.0	34.0	118		23,636	23,636			0	5,909.00	5,909.00	5,909.00	5,909.00
Rio Rancho	The ASK Academy	S	23,777.0	115.0	111.0	217		367,130	81,402			0	20,350.50	20,350.50	20,350.50	20,350.50
Roswell	Sidney Gutierrez Middle School	L	18,564.0	59.5	59.5	316		12,000	12,000			0	3,000.00	3,000.00	3,000.00	3,000.00
Santa Fe	Monte del Sol Charter school	L	26,895.0	355.0	355.5	78		250,781	250,781			0	62,695.25	63,438.00	63,438.00	61,209.00
Santa Fe	New Mexico School for the Arts	S	36,361.0	130.5	130.5	291		144,785	95,702			0	23,925.50	23,925.50	23,925.50	23,925.50
Santa Fe	The Academy for Technology & the Classics	L	35,739.0	357.0	357.0	115		475,504	261,806			0	130,903.00	130,903.00		
Santa Fe	The MASTERS Program	S	4,320.0	122.0	121.5	42		63,270	63,270			0	15,817.50	15,817.50	15,817.50	15,817.50
Santa Fe	Tierra Encantada Charter High School	L	15,257.0	131.0	131.0	131		91,950	91,950			0	22,987.50	22,987.50	22,987.50	22,987.50
Santa Fe	Turquoise Trail Charter School	L	58,799.0	465.0	463.0	129		334,251	334,251			0	83,562.75	83,562.75	83,562.75	83,562.75
Silver	Aldo Leopold High School	S	9,592.0	98.0	98.0	110		65,793	65,793			65,793				
Socorro	Cottonwood Valley Charter School	L	10,310.0	170.0	170.0	61		123,870	123,870			0	30,967.50	30,967.50	30,967.50	30,967.50
Taos	Anansi Charter School	L	12,200.0	110.5	110.5	113		112,294	81,035			0	20,258.75	20,258.75	20,258.75	20,258.75
Taos	Taos Academy Charter School	S	11,369.0	120.5	120.5	97		90,000	88,369			0	22,092.25	22,092.25	22,092.25	22,092.25
Taos	Taos Integrated School for the Arts	S	8,610.0	89.0	89.0	101		71,140	65,268			0	16,317.00	16,317.00	16,317.00	16,317.00
Taos	Taos Municipal Charter School	L	9,630.0	204.0	203.0	50		142,079	142,079			0	35,519.75	35,519.75	35,519.75	35,519.75
Taos	Vista Grande High School	L	4,603.0	103.0	103.0	62		64,871	64,871			16,218	16,217.75	16,217.75	16,217.75	
West Las Vegas	Rio Gallinas School	L	9,885.0	108.0	107.5	96		74,201	74,201			0	29,500.00	29,925.00		14,778.00
Albuquerque	NM International School	S	10,435.0	120.0	120.0	90	94	129,408	88,002	68,935	-19,067	0	22,000.50	22,000.50	22,000.50	2,933.50
Albuquerque	The GREAT Academy	S	15,040.0	120.0	120.0	128	119	180,480	88,002	87,269	-733	0	22,000.50	22,000.50	21,634.00	21,634.00
Las Cruces	John Paul Taylor Academy	S	6,816.0	156.0	156.0	46	157	109,200	109,200	0	0	0	27,300.00	27,300.00	27,300.00	27,300.00
<b>TOTAL / AVERAGE</b>			<b>90</b>									<b>305,111</b>	<b>2,547,939.46</b>	<b>2,566,324.26</b>	<b>2,403,179.66</b>	<b>2,220,301.06</b>

### NOTES:

Shaded rows indicate new application (tan)

<sup>1</sup> Direct Administrative Space not to exceed 150nsf + 1.5nsf x MEM

<sup>2</sup> 1.019\*1.016\*0.996\*1.016\* \$700/MEM (Consumer Price Index)= FY 09 = 1.9% FY 10 = 1.6% FY 11= -0.4% FY 12=1.6%

<sup>3</sup> X = Public Building; Y = Lease Purchase; Z = Lease from Non-Profit (meets standards in 22-8b-4.2. for being housed by July 1, 2015)

### Ownership Key:

C = County(3), D = District(13), F = Fed(2), M = Municip(1), N = Nonprofit(13), SL = State Land Office(4), T = Tribal (2), U = University (3)



# TAB 5

## OTHER BUSINESS:

a. Election of Chair & Vice-Chair

b. Next PSCOC Meeting —  
*Proposed for November 1, 2012*

**TAB 6**  
**PUBLIC COMMENTS:**

**TAB 7**  
**ADJOURN:**