

PUBLIC SCHOOL CAPITAL OUTLAY COUNCIL

June 11, 2026 – 9:00 AM

State Capitol Building, Room 307

Santa Fe, NM

I. Call to Order - Joe Guillen, Chair

A. Roll Call

B. Approval of Agenda*

C. Correspondence

* Denotes potential action by the PSCOC

PUBLIC SCHOOL CAPITAL OUTLAY COUNCIL (PSCOC)

Agenda

June 11, 2026 – 9:00 AM

State Capitol Building Room 307

490 Old Santa Fe Trail, Santa Fe, NM 87501

(*Denotes potential action by the PSCOC)

- I. **Call to Order** – Joe Guillen, Chair
 - A. Roll Call
 - B. Approval of Agenda*
 - C. Correspondence

- II. **Public Comment**

- III. **Finance**
 - A. PSCOC Financial Plan

- IV. **Consent Agenda***

Regular Business- Section A

 - i. April 22, 2026, PSCOC Meeting Minutes*
 - ii. May 14, 2026, PSCOC Meeting Minutes*
 - iii. Recertification of SSTBs*
 - iv. FY27 Work Plan Timeline*
 - v. FY27 Final wNMCI Ranking*
 - vi. June 2026 Bond Sale*
 - vii. FY27 Capital Outlay Awards Cycle Timeline*

Out-of-Cycle Awards – Section B

 - i. P23-007 Estancia ES (Estancia) - Award Language Change*
 - ii. 24-001 Cuba ES (Cuba)- Additional Square Footage Request*
 - iii. P24-005 Springer Combined School (Springer) - Construction Funding Request*
 - iv. P15-006 Thoreau Teacher Housing - Rescind Award*
 - v. P19-004 Tohatchi (Teacher Housing) - Rescind Award*
 - vi. P21-005 Crownpoint Teacher Housing - Rescind Award*
 - vii. S24-013 Highland HS (Albuquerque) - Rescind Award*

Awards – Section C

 - i. FY26 Capital Outlay Pre-Kindergarten Awards* (1) – \$103,600
 - ii. FY26 Capital Outlay Systems-based Awards* (21) – \$9,300,910
 - iii. FY26 Capital Outlay Demolition Awards* (7) – \$4,500,931
 - iv. FY26 Systems-based Additional Conditions*
 - v. FY26 Second Round Facilities Master Plan Assistance Awards*
 - vi. FY26 Lease Assistance Updates*
 - vii. FY27 Capital Outlay Funding Programs – Eligibility & Application Announcement*
 - viii. FY27 Lease Assistance Application Announcement*

- V. **Awards Cycle**
 - A. FY26 Capital Outlay Awards Overview
 - B. FY26 Capital Outlay Standards-based Awards* (20) – \$4,348,960

- VI. **Informational**
 - A. Gallup Project Schedule

PUBLIC SCHOOL CAPITAL OUTLAY COUNCIL (PSCOC)

Agenda

June 11, 2026 – 9:00 AM

State Capitol Building Room 307

490 Old Santa Fe Trail, Santa Fe, NM 87501

(*Denotes potential action by the PSCOC)

VII. Next PSCOC Meeting – July 15, 2026 – (tentatively)

VIII. Adjourn

**PUBLIC SCHOOL CAPITAL OUTLAY COUNCIL
SUBCOMMITTEE ASSIGNMENTS**

PSCOC

Joe Guillen, Chair

Awards Subcommittee

Charles Sallee, LFC - Chair

John Sena, LESC

Mariana Padilla, PED

Martin Romero, CID

Administration, Maintenance & Standards Subcommittee

Ashley Leach, DFA - Chair

Randall Cherry, LCS

Stewart Ingham, PEC

Elizabeth Groginsky, Governor's Office

Joe Guillen will serve on subcommittees in the absence of any member or designee.

I. Correspondence

II. Presenter(s): Marcos Trujillo, Executive Director

III. Executive Summary (Informational):

No correspondence at this time.

II. Public Comment

III. Finance

A. PSCOC Financial Plan

I. PSCOC Financial Plan**II. Presenter(s):** Matthew Schimmel, Chief Financial Officer**III. Executive Summary (Informational):****Key Points:****Awards Year-to-Date Updates (Lines 35-37 - Financial Plan Sources & Uses Detail)**

Version	FY26	FY27	FY28	Total
April 2026	160.6	962.9	45.9	1,169.4
June 2026	188.7	957.6	45.9	1,192.3
Net Change	28.1	-5.3	0.0	22.9

*in millions of dollars***Out-of-Cycle Awards Requests:**

- P23-007 Estancia ES (Estancia) – Award Language Change*
 - Local Match Reduction (Partial): \$5,685,978
- P24-005 Springer Combined School (Springer) - Construction Funding Request*
 - State Match Request: \$34,606,451
 - Local Match Reduction (Partial): \$15,085,388
 - Total State Match Requested: \$49,691,839

Rescinded Awards:

- S24-013 Highland HS (Albuquerque) - Rescind Award*
 - Reverting: \$(878,596.00)
 - Previous Financial Plan (FP) Out-year Estimate: \$0
- P15-006 Thoreau Teacher Housing - Rescind Award*
 - Reverting: \$(203,263.63)
 - Previous FP Out-year Estimate: \$3,158,314
- P19-004 Tohatchi (Teacher Housing) - Rescind Award*
 - Reverting: \$(205,621.46)
 - Previous FP Out-year Estimate: \$3,119,268
- P21-005 Crownpoint Teacher Housing - Rescind Award*
 - Reverting: \$(204,706.01)
 - Previous FP Out-year Estimate: \$3,158,314

FY26 New Awards - Standards-based:

01)	P26 Albuquerque - Eldorado HS	\$20,350
02)	P26 Albuquerque - Highland HS	\$20,350
03)	P26 Albuquerque - Mary Ann Binford ES	\$20,350
04)	P26 Clovis - Clovis HS	\$193,600
05)	P26 Corona - Corona ES/MS/HS Combined School	\$463,760
06)	P26 Espanola - Espanola Valley HS	\$346,500
07)	P26 House - House ES/MS/HS Combined School	\$470,250
08)	P26 Jemez Mtn - Coronado ES/MS/HS Combined School	\$262,350
09)	P26 Las Cruces - Mayfield HS	\$23,650
10)	P26 Las Cruces - Highland ES	\$189,200
11)	P26 Mesa Vista - Mesa Vista Combined MS/HS	\$316,800
12)	P26 Mora - Mora ES/MS/HS Combined School	\$282,150
13)	P26 Mountainair - Mountainair Elementary School	\$132,770
14)	P26 Questa - Questa ES/MS/HS Combined School	\$183,150
15)	P26 Roswell - Roswell HS	\$74,800
16)	P26 Roswell - Goddard HS	\$74,800
17)	P26 Roy - Roy PreK-12 Combined School	\$517,000
18)	P26 Santa Rosa - Santa Rosa Combined ES/MS/HS School	\$504,680
19)	P26 Taos - Taos Middle School	\$91,575
20)	P26 Truth or Consequences - Truth or Consequences Middle School	\$160,875
16 Districts 20 Awards Total:		\$4,348,960

FY26 New Awards – Pre-Kindergarten:

21)	K26 Reserve - Reserve Combined School/Pre-K	\$103,600.00
1 District 1 Award Total:		\$103,600.00

FY26 New Awards - Systems-based:

22)	S26 Albuquerque - Apache Elementary School/HVAC	\$177,648
23)	S26 Albuquerque - Chaparral Elementary School/HVAC	\$2,758,319
24)	S26 Albuquerque - Hayes Middle School/HVAC	\$1,787,353
25)	S26 Albuquerque - New Futures High School/HVAC	\$149,504
26)	S26 Albuquerque - Tomasita Elementary School/HVAC	\$1,026,508
27)	S26 Animas - Animas Elementary School/HVAC, Roof	\$506,797
28)	S26 Animas - Animas Middle/High School/HVAC, Roof	\$252,885
29)	S26 Aztec - Vista Nueva Alternative High School/Roof	\$21,135
30)	S26 Deming - Chaparral Elementary School/Roof	\$126,628
31)	S26 Hobbs - College Lane Elementary School/Fire alarm	\$348,861
32)	S26 Hobbs - Stone Elementary School/Fire alarm	\$299,660
33)	S26 Jemez Mountain - Lybrook Elementary/Middle School/Multiple	\$133,847
34)	S26 Las Cruces - Ceasar Chavez Elementary School/Roof	\$89,500
35)	S26 Las Cruces - Conlee Elementary School/HVAC, roof	\$246,543
36)	S26 Rio Rancho - Eagle Ridge Middle School/Multiple	\$159,485
37)	S26 Rio Rancho - Enchanted Hills Elementary School/Electrical, Drainage	\$108,780
38)	S26 Ruidoso - White Mountain Elementary School/Multiple	\$210,941
39)	S26 Silver - G.W. Stout Elementary School/Multiple	\$117,027
40)	S26 West Las Vegas - Rio Gallinas Charter School/Multiple	\$83,938
41)	S26 West Las Vegas - Union Street Elementary School/Multiple	\$133,398
42)	S26 West Las Vegas - Valley Combined Elementary/Middle School/Multiple	\$562,155
43)	S26 Animas - Demolition of District Facilities/Demolition	\$1,106,856

44)	S26 Deming - Demolition of District Facilities/Demolition	\$456,587
45)	S26 Deming - Demolition of District Facilities/Demolition	\$179,840
46)	S26 Gadsden - Alamo Cafeteria/Demolition	\$267,648
47)	S26 Jemez Mountain - Demolition of District Facilities/Demolition	\$1,989,000
48)	S26 State Charter - McCurdy Charter School - Teacherage/Demolition	\$45,000
49)	S26 State Charter - New Mexico School for the Arts - Campus Building/Demolition	\$456,000

15 Districts / 2 Charters | 28 Awards | Total: \$13,801,941

Out-year Adjustments (No Funding Increase):

- P20-006 Roswell - Washington Avenue ES: 2026_Q2 → 2026_Q3
- P21-003 Gallup-McKinley - Gallup HS: 2026_Q4 → 2027_Q1
- P21-005 Gallup-McKinley - Crownpoint HS: 2026_Q4 → 2027_Q1
- P21-006 Gallup-McKinley- Navajo Pine HS: 2026_Q4 → 2027_Q1
- P22-006 Gadsden - Chaparral MS: 2026_Q4 → 2027_Q1
- P22-004 Los Lunas - Ann Parrish ES: 2026_Q3 → 2026_Q4
- P23-003 Gallup-McKinley - David Skeet ES: 2026_Q4 → 2027_Q1
- P24-006 Gallup-McKinley - Crownpoint MS: 2026_Q4 → 2027_Q1
- P25-002 Silver - Cliff Combined School: 2026_Q4 → 2027_Q1
- P25-003 Bloomfield: 2027_Q1 → 2027_Q2
- S25-006 Silver - Harrison H. Schmitt Elementary School: 2026_Q2 → 2026_Q3

Sources & Uses Update (in millions of dollars):

- Line 2: FY27 Bonding Capacity decreased from \$537.4 to \$150.0
 - Based on June 2026 Bond Sale

Exhibit(s):

A – PSCOC Financial Plan

PSCOC Financial Plan
Sources & Uses Detail (millions of dollars)
June 11, 2026

I. SOURCES & USES				
SOURCES:				
	FY25 Act.	FY26 Est.	FY27 Est.	FY28 Est.
1 Uncommitted Balance (Period Beginning)	537.3	439.0	557.7	20.8
2 SSTB Notes (Revenue Budgeted July)	340.4	396.5	150.0	409.9
3 SSTB Notes (Revenue Budgeted January)	144.2	213.6	409.9	441.4
4 (2025) HB-002 Community Benefit Fund Transfer (SB-048) - Electric Vehicle Charging Infrastructure		60.0		
5 Project Reversions - ESTIMATE	22.5	0.6	0.6	
6 Operating Reversions	0.0	0.0	0.0	
7 Advance Repayments	0.1	1.2	0.5	
8 Subtotal Sources:	1,044.5	1,110.9	1,118.8	872.1
USES:				
9 Capital Improvements Act (SB-9) & HB 119 (L22,C22)	45.4	50.0	45.5	
10 Lease Payment Assistance Awards	23.0	25.0	26.6	
11 Facilities Master Plan Assistance Awards	0.7	2.2	0.7	
12 BDCP (Includes Cat. 1 & Cat. 2)	10.0	10.0	10.0	
13 (2025, 2024) HB-002, Broadband Access and Expansion Program Transfer	0.7	0.7		
14 PSFA Operating Budget	7.4	7.8	9.1	
15 CID/SFMO Inspections	0.3	0.3	0.3	
16 Emergency Reserve for Contingencies		10.0	10.0	
17 SB275 School Buses (PED)	29.2			
18 SB275 School Bus Cameras (PED)	0.6			
19 Tribal Libraries (PED)				
20 HB2 School Safety Summits (PED) (Ch210, S199)	0.2			
21 SB275 Fueling/Charge Stations for Buses (PED)	1.5			
22 HB2 Las Vegas City Memorial MS	1.5			
23 SB275 Higher Education Appropriation	30.0			
24 PSFA Vehicles HB2 (L23, 1S,C210,S5,I209)				
25 HB505 Security and CTE FY24				
26 (2025) HB-450, Sec. 49, HED STEM Institute Construction (Albuquerque, Bern. County)		20.0		
27 (2025) HB-450, Sec. 50, PED Statewide Alternatively Fueled Vehicle Stations Construct		1.5		
28 (2025) HB-450, Sec. 51-1, SFIS Paolo Soleri Amp Construct (Santa Fe, Santa Fe County)		3.0		
29 (2025) HB-450, Sec. 51-2, Navajo Prep Schl Infra & Drainage Improve (Farmington, San Juan County)		3.0		
30 (2025) HB-450, Sec. 52, Statewide School Dist Distributions (Security, CTE, Maintenance/Repair)		50.0		
31 (2025) HB-002 Community Benefit Fund Transfer (SB-048) - Electric Vehicle Charging Infrastructure		60.0		
32 (2025) Measurement & Verification (M&V) - Phase II		1.3		
33 (2026) FY26-FY27 Supplemental Budget		2.5		
34 Out-of-Cycle Potential Waivers	78.7	117.2	38.1	
35 Awards YTD - Pilot Teacher Housing (per Project Awards Schedule)	1.0	2.9	0.0	0.0
36 Awards YTD - Pre-K (per Project Awards Schedule)	56.9	1.9	0.9	0.0
37 Awards YTD - Standards & Systems-based (per Project Awards Schedule)	318.6	183.9	956.7	45.9
38 Subtotal Uses:	605.5	553.1	1,097.9	45.9
39 Estimated Uncommitted Balance Period Ending	439.0	557.7	20.8	826.2

II. PROJECT AWARD SCHEDULE SUMMARY						
	Total	FY25 Act.	FY26 Est.	FY27 Est.	FY28 Est.	Total
40 FY12 Awards Cycle	-0.4	0.0	-0.4	0.0	0.0	-0.4
41 FY15 Awards Cycle	-0.2	0.0	-0.2	0.0	0.0	-0.2
42 FY16 Awards Cycle	-0.4	0.0	-0.4	0.0	0.0	-0.4
43 FY19 Awards Cycle	54.2	16.5	37.7	0.0	0.0	54.2
44 FY20 Awards Cycle	107.0	1.4	0.0	105.5	0.0	107.0
45 FY21 Awards Cycle	335.9	161.0	-0.2	175.1	0.0	335.9
46 FY22 Awards Cycle	135.5	48.1	1.8	85.7	0.0	135.5
47 FY22 Awards 2nd Cycle	10.7	5.5	3.9	1.3	0.0	10.7
48 FY 22 Awards Cycle Subtotal	146.2	53.6	5.6	86.9	0.0	146.2
49 FY23 Awards Cycle	246.9	46.7	16.6	169.1	14.5	246.9
50 FY24 Awards Cycle	461.4	76.6	108.6	244.7	31.4	461.4
51 FY25 Awards Cycle	200.0	20.7	3.0	176.2	0.0	200.0
52 FY26 Awards Cycle	18.3	0.0	18.3	0.0	0.0	18.3
53 Subtotal Uses :	1,568.8	376.5	188.7	957.6	45.9	1568.8

PSCOC Financial Plan

Summary of Changes Since 04/22/2026

PSCOC ACTION - OUT-OF-CYCLE, EMERGENCY, ADDITIONAL FUNDING			
Agenda Item	Award Amount		Amended Approved Amount
P23-007 Estancia ES (Estancia) - Construction Funding Request	\$ 18,644,069		\$ 10,958,091
S22-012 East Picacho ES (Las Cruces) - Additional Construction Funding Request	\$ 2,841,142		
H25-002 Teacher Housing (Hatch Valley) - Additional Construction Funding Request	\$ 518,576		\$ 432,776
P24-014 Van Buren MS (Albuquerque) - Rescind Design Phase 1 Award	\$ (1,195,984)		
P24-014 Van Buren MS (Albuquerque) - Construction Funding Request	\$ 5,469,979		
Total Awards:		\$ 27,473,766	\$ 11,390,867
Total Reversion/Reallocation/Rescind:		\$ (1,195,984)	\$ -

PSCOC FUND PROJECT AWARD SCHEDULE DETAIL - MODIFICATIONS

Potential Council Action Projects - Agenda:				
	Original Award Fiscal Year (FY)	Previous FP Estimate	Current FP Award	Change Fav (Unfav)
Out-of-Cycle	P23-007 Estancia ES (Estancia) - Award Language Change*	2023	\$ 5,719,382.00	\$ (5,719,382.00)
	P24-005 Springer Combined School (Springer) - Construction Funding	2024	\$ 47,200,240.00	\$ 49,691,839.00
	S24-013 Highland HS (Albuquerque) - Rescind Award*	2024	\$ (878,596.00)	\$ 878,596.00
	P15-006 Thoreau Teacher Housing - Rescind Award*	2015	\$ 3,158,314.00	\$ (203,263.63)
	P19-004 Tohatchi (Teacher Housing) - Rescind Award*	2019	\$ 3,119,268.00	\$ (205,621.46)
	P21-005 Crownpoint Teacher Housing - Rescind Award*	2021	\$ 3,158,314.00	\$ (204,706.01)
FY26 Standards-based Awards (20)	P26 Albuquerque - Eldorado HS	2026	\$ 20,350.00	
	P26 Albuquerque - Highland HS	2026	\$ 20,350.00	
	P26 Albuquerque - Mary Ann Binford ES	2026	\$ 20,350.00	
	P26 Clovis - Clovis HS	2026	\$ 193,600.00	
	P26 Corona - Corona ES/MS/HS Combined School	2026	\$ 463,760.00	
	P26 Espanola - Espanola Valley HS	2026	\$ 346,500.00	
	P26 House - House ES/MS/HS Combined School	2026	\$ 470,250.00	
	P26 Jemez Mtn - Coronado ES/MS/HS Combined School	2026	\$ 262,350.00	
	P26 Las Cruces - Mayfield HS	2026	\$ 23,650.00	
	P26 Las Cruces - Highland ES	2026	\$ 189,200.00	
	P26 Mesa Vista - Mesa Vista Combined MS/HS	2026	\$ 316,800.00	
	P26 Mora - Mora ES/MS/HS Combined School	2026	\$ 282,150.00	
	P26 Mountainair - Mountainair Elementary School	2026	\$ 132,770.00	
	P26 Questa - Questa ES/MS/HS Combined School	2026	\$ 183,150.00	
	P26 Roswell - Roswell HS	2026	\$ 74,800.00	
	P26 Roswell - Goddard HS	2026	\$ 74,800.00	
	P26 Roy - Roy PreK-12 Combined School	2026	\$ 517,000.00	
	P26 Santa Rosa - Santa Rosa Combined ES/MS/HS School	2026	\$ 504,680.00	
	P26 Taos - Taos Middle School	2026	\$ 91,575.00	
	P26 Truth or Consequences - Truth or Consequences Middle School	2026	\$ 160,875.00	
FY26 Systems-based Awards (28)	S26 Albuquerque - Apache Elementary School/HVAC	2026	\$ 177,648.14	
	S26 Albuquerque - Chaparral Elementary School/HVAC	2026	\$ 2,758,318.92	
	S26 Albuquerque - Hayes Middle School/HVAC	2026	\$ 1,787,353.08	
	S26 Albuquerque - New Futures High School/HVAC	2026	\$ 149,503.53	
	S26 Albuquerque - Tomasita Elementary School/HVAC	2026	\$ 1,026,508.00	
	S26 Animas - Animas Elementary School/HVAC, Roof	2026	\$ 506,796.79	
	S26 Animas - Animas Middle/High School/HVAC, Roof	2026	\$ 252,884.60	
	S26 Aztec - Vista Nueva Alternative High School/Roof	2026	\$ 21,134.84	
	S26 Deming - Chaparral Elementary School/Roof	2026	\$ 126,627.55	
	S26 Hobbs - College Lane Elementary School/Fire alarm	2026	\$ 348,861.00	
	S26 Hobbs - Stone Elementary School/Fire alarm	2026	\$ 299,660.00	
	S26 Jemez Mountain - Lybrook Elementary/Middle School/Multiple	2026	\$ 133,846.78	
	S26 Las Cruces - Ceasar Chavez Elementary School/Roof	2026	\$ 89,500.11	
	S26 Las Cruces - Conlee Elementary School/HVAC, roof	2026	\$ 246,543.25	
	S26 Rio Rancho - Eagle Ridge Middle School/Multiple	2026	\$ 159,484.80	
	S26 Rio Rancho - Enchanted Hills Elementary School/Electrical,	2026	\$ 108,780.00	
	S26 Ruidoso - White Mountain Elementary School/Multiple	2026	\$ 210,940.59	
	S26 Silver - G.W. Stout Elementary School/Multiple	2026	\$ 117,027.26	
	S26 West Las Vegas - Rio Gallinas Charter School/Multiple	2026	\$ 83,937.82	
	S26 West Las Vegas - Union Street Elementary School/Elementary	2026	\$ 133,398.43	
	S26 West Las Vegas - Valley Combined Elementary/Middle	2026	\$ 562,154.60	
	S26 Animas - Demolition of District Facilities/Demolition	2026	\$ 1,106,856.00	
	S26 Deming - Demolition of District Facilities/Demolition	2026	\$ 456,587.00	
	S26 Deming - Demolition of District Facilities/Demolition	2026	\$ 179,840.00	
	S26 Gadsden - Alamo Cafeteria/Demolition	2026	\$ 267,648.00	
	S26 Jemez Mountain - Demolition of District Facilities/Demolition	2026	\$ 1,989,000.00	
	S26 State Charter - McCurdy Charter School - Teacherage/Demolition	2026	\$ 45,000.00	
	S26 State Charter - New Mexico School for the Arts - Campus	2026	\$ 456,000.00	
Pre-K (1)	K26 Reserve - Reserve Combined School/Pre-K	2026	\$ 103,600.00	
		Subtotal	\$ 56,636,136.00	\$ 72,173,435.01
			\$ 2,717,102.10	

FINANCIAL PLAN ASSUMPTIONS and SUMMARY:				
<i>Financial Plan Variance Between Months</i>				
	FY24 Act.	FY25 Act.	FY26 Est.	FY27 Est.
Uncommitted Balance [FY26 - April 2026 (Q2)]	537.3	439.0	573.3	418.5
Uncommitted Balance [FY26 - June 2026 (Q2)]	537.3	439.0	557.7	20.8
Variance Favorable (Unfavorable)	-	-	(15.6)	(397.7)

PSCOC FUND PROJECT AWARD SCHEDULE DETAIL - (Representation of Uncommitted Balance in FY26)

June 11, 2026

Legend	
Purple Text	Awarded Design
Purple Highlight	Pending Design Award
Green Text	Awarded Construction
Green Highlight	Pending Construction Award
\$000,000	Numbers in <i>italics</i> indicate bonds have not been certified

FY	AWARDS	Project Name	SSTB ID	Amount	FY 2026				FY 2027				FY 2028						
					Phase 1	Phase 2	Total	\$188,735,775				\$957,604,454				\$45,934,496			
								2025_Q3	2025_Q4	2026_Q1	2026_Q2	2026_Q3	2026_Q4	2027_Q1	2027_Q2	2027_Q3	2027_Q4	2028_Q1	2028_Q2
FY15 AWARDS																			
P15-006	Gallup-McKinley	Thoreau Teacher Housing	A32 - SSTB18SD 0001 - \$1,516,391.00 A81 - SSTB18SB 0004 - \$13,647,522 A92 - SSTB19SD 0004 - \$350,924	\$147,660	\$0	\$147,660													
Total					\$2,097,458	\$19,195,765	\$21,459,998	\$0	\$0	\$0	-\$203,264	\$0	\$0	\$0	\$0	\$0	\$0	\$0	\$0
FY19 AWARDS																			
P19-004	Gallup-McKinley	Tohatchi Teacher Housing	A03 - SSTB20SD 0002 - \$22,625,748 A07 - SSTB23SD 0001 - \$50,647,912 A81 - SSTB18SB 0004 - \$60,000 A82 - SSTB18SD 0001 - \$2,854,563 A92 - SSTB19SD 0004 - \$2,792,788	\$140,964	\$0	\$140,964													
P19-017	Tularosa	Tularosa MS	A92 - SSTB19SD 0004 - \$2,792,788	\$2,792,788	\$37,918,021	\$40,710,809													
Total					\$17,964,895	\$250,713,872	\$268,678,767	\$0	\$0	\$37,918,021	-\$205,621	\$0	\$0	\$0	\$0	\$0	\$0	\$0	\$0
FY20 AWARDS																			
P20-001	Alamogordo	Chaparral MS	A81 - SSTB18SB 0004 - \$774,754 A82 - SSTB18SD 0001 - \$1,388,001 A92 - SSTB19SD 0004 - \$19,464,797	\$2,162,755	\$0	\$2,162,755					\$22,386,078								
P20-002	Central	Newcomb ES	A82 - SSTB18SD 0001 - \$25,000 A92 - SSTB19SD 0004 - \$1,417,811	\$1,087,543	\$22,386,078	\$23,473,621					\$22,386,078								
P20-003	Roswell	Mountain View MS	A82 - SSTB18SD 0001 - \$1,807,637 A92 - SSTB19SD 0004 - \$5,477,761	\$1,807,637	\$35,883,600	\$37,691,237					\$35,883,600								
P20-006	Roswell	Washington Avenue ES	A82 - SSTB18SD 0001 - \$51,000 A92 - SSTB19SD 0004 - \$601,585	\$2,488,106	\$22,392,958	\$24,881,064				\$2,488,106		\$22,392,958							
Total					\$17,318,852	\$209,513,926	\$226,680,772	\$0	\$0	\$0	\$0	\$83,143,862	\$0	\$22,392,958	\$0	\$0	\$0	\$0	\$0
FY21 AWARDS																			
P21-003	Gallup-McKinley	Gallup HS	A04 - SSTB21SD 0001 - \$11,922,644 A92 - SSTB19SD 0004 - \$101,250	\$12,023,894	\$80,254,339	\$92,278,233						\$68,331,695							
P21-005	Gallup-McKinley	Crownpoint HS	A04 - SSTB21SD 0001 - \$4,720,541 A92 - SSTB19SD 0004 - \$411,674	\$5,071,465	\$66,937,466	\$72,008,931						\$62,216,925							
P21-005	Gallup-McKinley	Crownpoint HS Teacher Housing		\$0	\$0	\$0						-\$204,706							
P21-006	Gallup-McKinley	Navajo Pine HS	A07 - SSTB23SD 0001 - \$5,030,993 A92 - SSTB19SD 0004 - \$60,750	\$5,091,683	\$48,101,770	\$53,193,453						\$43,070,837							
S21-001	Las Cruces	Tombaugh ES	A01 - SSTB20SB E0003 - \$165,548	\$165,548	\$1,489,934	\$1,655,482						\$1,489,934							
Total					\$39,828,051	\$441,722,278	\$481,550,329	\$0	\$0	\$0	-\$204,706	\$0	\$175,109,392	\$0	\$0	\$0	\$0	\$0	\$0
FY22 AWARDS																			
P22-006	Gadsden	Chaparral MS	A02 - SSTB21SB 0001 - \$3,197,269	\$3,144,769	\$0	\$3,144,769							\$64,505,112						
P22-004	Los Lunas	Ann Parrish ES	A02 - SSTB21SB 0001 - \$17,273,200 A06 - SSTB23SB 0001 - \$2,524,085 A01 - SSTB20SB E0003 - \$2,800,000	\$2,566,085	\$23,685,979	\$26,252,064					\$21,161,894								
P22-002	Mosquero	Mosquero Combined School	A02 - SSTB21SB 0001 - \$2,645,908 A05 - SSTB22SD 0001 - \$51,386,457	\$2,307,631	\$54,579,657	\$56,887,288			\$1,500,000										
S22-008	Portales	James ES	A02 - SSTB21SB 0001 - \$1,195,305 A03 - SSTB20SD 0002 - \$1,415,200	\$96,862	\$1,667,959	\$1,764,821			\$252,759										
FY22 AWARDS 2nd CYCLE																			
S22-012	Las Cruces	East Picacho ES		\$1,888,369	\$2,841,142	\$4,729,511						\$2,841,142							
S22-014	Las Cruces	Hermosa Heights ES		\$2,582,205	0	\$2,582,205			\$1,037,137										
K22-004	NMSD	Albuquerque Preschool	A04 - SSTB21SD 0001 - \$835,000 A82 - SSTB18SD 0001 - \$140,000	\$975,000	\$1,260,000	\$2,235,000					\$1,260,000								
Total					\$32,174,555	\$239,117,394	\$271,291,949	\$1,037,137	\$252,759	\$1,500,000	\$2,841,142	\$0	\$22,421,894	\$64,505,112	\$0	\$0	\$0	\$0	\$0
FY23 AWARDS																			
P23-001	Gallup-McKinley	Central HS	A04 - SSTB21SD 0001 - \$900,480 A82 - SSTB18SD 0001 - \$3,204,031	\$900,480	\$37,841,074	\$38,741,554						\$37,841,074							
P23-002	Gallup-McKinley	Thoreau HS	A04 - SSTB21SD 0001 - \$3,821,477	\$3,821,477	\$55,638,057	\$59,459,534					\$55,638,057								
P23-003	Gallup-McKinley	David Skeet ES	A04 - SSTB21SD 0001 - \$1,771,462	\$1,771,462	\$23,411,989	\$25,183,451						\$23,411,989							
P23-004	Farmington	Heights MS	A04 - SSTB21SD 0001 - \$4,628,052	\$4,628,052	\$20,816,646	\$25,444,698						\$20,816,646							
P23-005	Farmington	Mesa Verde ES	A04 - SSTB21SD 0001 - \$2,835,251	\$2,835,251	\$14,502,800	\$17,338,051													\$14,502,800
P23-007	Estancia	Estancia ES	A82 - SSTB18SD 0001 - \$662,256	\$662,256	\$0	\$662,256					\$16,644,069								
P23-008	Pojoaque	Pojoaque MS	A92 - SSTB19SD 0004 - \$2,090,939	\$2,090,939	\$31,364,541	\$33,455,480						\$31,364,541							
Total					\$19,002,719	\$259,529,793	\$278,532,512	\$0	\$0	\$0	\$16,644,069	\$55,638,057	\$69,205,615	\$44,228,635	\$0	\$0	\$0	\$0	\$0
FY24 AWARDS																			
P24-001	Maxwell	District	A05 - SSTB22SD 0001 - \$2,542,239	\$2,542,239	\$50,882,869	\$53,425,108													
P24-001	Maxwell	Teacher Housing		\$802,366	\$0	\$802,366			\$802,366										
P24-002	Central	Tse Bit Ai MS	A05 - SSTB22SD 0001 - \$2,965,145	\$2,965,145	\$31,431,696	\$34,396,841													\$31,431,696
P24-005	Springer	Combined	A06 - SSTB23SB 0001 - \$4,405,823	\$2,620,550	\$49,691,839	\$52,312,389						\$49,691,839							
P24-005	Springer	Combined (Teacher Housing)		\$2,136,189	\$0	\$2,136,189			\$2,136,189										
P24-004	Dexter	ES/MS	A05 - SSTB22SD 0001 - \$2,620,550	\$4,405,823	\$61,271,815	\$65,677,638							\$61,271,815						
P24-006	Gallup-McKinley	Crownpoint MS	A04 - SSTB21SD 0001 - \$2,532,111	\$2,532,111	\$25,651,687	\$28,183,798							\$25,651,687						
P24-007	San Jon	San Jon Combo		\$4,141,429	\$0	\$4,141,429						\$31,617,635							
P24-009	Penasco	Penasco Combined	A05 - SSTB22SD 0001 - \$3,757,110	\$3,757,110	\$31,995,432	\$35,752,542							\$31,995,432						
P24-008	Bernalillo	Algodones ES	A05 - SSTB22SD 0001 - \$845,526	\$845,526	\$7,609,733	\$8,455,259						\$7,609,733							
P24-010	Artesia	Roselawn ES	A05 - SSTB22SD 0001 - \$1,182,001	\$1,182,001	\$13,330,933	\$14,512,933						\$13,330,933							
P24-011	Hagerman	Hagerman Combined	A05 - SSTB22SD 0001 - \$22,796,762	\$4,371,742	\$46,127,989	\$50,499,731							\$46,127,989						
P24-012	Hondo	Hondo Combined	A06 - SSTB23SB 0001 - \$6,513,731	\$6,513,731	\$24,202,795	\$30,716,525							\$24,202,795						
P24-014	Albuquerque	Van Buren MS	A06 - SSTB23SB 0001 - \$10,087,640	\$0	\$5,469,979	\$5,469,979				\$5,469,979									
K24-001	Cuba	Cuba ES	A04 - SSTB21SD 0001 - \$124,294	\$103,260	\$929,336	\$1,032,596					\$929,336								
S24-013	Albuquerque	Highland HS	A05 - SSTB22SD 0001 - \$878,596	\$0	\$0	\$0						-\$878,596							
S24-017	Clovis	Sandia ES	A05 - SSTB22SD 0001 - \$105,102	\$0	\$0	\$0													
S24-019	Los Alamos	Los Alamos HS	A05 - SSTB22SD 0001 - \$219,705	\$219,705	\$0	\$219,705			\$606,818										
S24-021	West Las Vegas	Luis Armijo ES	A05 - SSTB22SD 0001 - \$220,122	\$220,122	\$1,981,099	\$2,201,221						\$1,981,099							
Total					\$66,182,817	\$430,318,933	\$496,501,751	\$802,366	\$51,384,565	\$2,136,189	\$54,283,222	\$44,948,568	\$10,520,168	\$189,249,718	\$0	\$0	\$0	\$0	\$31,431,696

PSCOC FUND PROJECT AWARD SCHEDULE DETAIL - (Representation of Uncommitted Balance in FY26)

June 11, 2026

Legend	
Purple Text	Awarded Design
Purple Highlight	Pending Design Award
Green Text	Awarded Construction
Green Highlight	Pending Construction Award
\$000,000	Numbers in Italics indicate bonds have not been certified

				FY 2026				FY 2027				FY 2028					
				Phase 1	Phase 2	Total	2025_Q3	2025_Q4	2026_Q1	2026_Q2	2026_Q3	2026_Q4	2027_Q1	2027_Q2	2027_Q3	2027_Q4	2028_Q1
	FY 2025 AWARDS																
P25-001	Raton	Longfellow ES	A08 - SSTB245B 0001 - \$8,455,099	\$2,725,138	\$43,221,924	\$45,947,062											
P25-002	Silver	Cliff Combined School	A06 - SSTB235B 0001 - \$2,002,003	\$2,002,003	\$22,396,248	\$24,398,251											
P25-003	Bloomfield	Central Primary School Naaba Ani Elementary School Mesa Alta Junior High School	A06 - SSTB235B 0001 - \$4,422,455	\$4,422,455	\$39,802,091	\$44,224,546											
P25-004	Rio Rancho	Lincoln Middle School	A06 - SSTB235B 0001 - \$2,001,668	\$1,151,483	\$2,566,733	\$3,718,216											
P25-005	Rio Rancho	Rio Rancho High School	A06 - SSTB235B 0001 - \$4,071,514	\$1,121,891	\$15,425,020	\$16,546,911											
P25-006	Santa Rosa	Anton Chico	A01 - SSTB205B E0003 - \$44,250	\$44,250	\$0	\$44,250											
P25-007	Las Vegas	ES/MS Combined		\$2,614,820		\$2,614,820											
S25-001	Grants	Grants High School	A03 - SSTB205D 0002 - \$1,152,646	\$1,152,646	\$10,373,818	\$11,526,464											
S25-002	Alamogordo	Alamogordo High School	A06 - SSTB235B 0001 - \$729,973	\$729,973	\$6,569,759	\$7,299,732											
S25-006	Silver	Harrison H. Schmitt Elementary School	A06 - SSTB235B 0001 - \$1,127,871	\$1,127,871	\$1,681,612	\$2,809,483											
S25-009	Ruidoso	Ruidoso High School	A06 - SSTB235B 0001 - \$617,130	\$617,130	\$5,554,174	\$6,171,304											
K25-001	Rio Rancho	Shining Stars Preschool	A01 - SSTB205B E0003 - \$254,877	\$254,877	\$1,816,893	\$2,071,770											
H25-002	Hatch	Pilot Teacher Housing	A06 - SSTB235B 0001 - \$629,200	\$629,200	\$0	\$629,200											
	Total			\$23,291,147	\$149,408,272	\$172,699,419											
								\$0	\$0	\$2,614,820	\$432,776	\$10,068,264	\$18,494,724	\$107,875,396	\$39,802,091	\$0	\$0
									\$3,047,596			\$176,240,476		\$0		\$0	

FY26 AWARDS SCENARIO				Phase 1	Phase 2	Total	2025_Q3	2025_Q4	2026_Q1	2026_Q2	2026_Q3	2026_Q4	2027_Q1	2027_Q2	2027_Q3	2027_Q4	2028_Q1	2028_Q2
P26	Albuquerque	Eldorado HS	SSTB265B (June 2026 Bond Sale)	\$20,350.00		\$20,350.00			\$20,350	\$20,350								
P26	Albuquerque	Highland HS	SSTB265B (June 2026 Bond Sale)	\$20,350.00		\$20,350.00			\$20,350	\$20,350								
P26	Albuquerque	Mary Ann Binford ES	SSTB265B (June 2026 Bond Sale)	\$20,350.00		\$20,350.00			\$20,350	\$20,350								
P26	Clovis	Clovis HS	SSTB265B (June 2026 Bond Sale)	\$193,600.00		\$193,600.00			\$193,600	\$193,600								
P26	Corona	Corona ES/MS/HS Combined School	SSTB265B (June 2026 Bond Sale)	\$463,760.00		\$463,760.00			\$463,760	\$463,760								
P26	Espanola	Espanola Valley HS	SSTB265B (June 2026 Bond Sale)	\$346,500.00		\$346,500.00			\$346,500	\$346,500								
P26	House	House ES/MS/HS Combined School	SSTB265B (June 2026 Bond Sale)	\$470,250.00		\$470,250.00			\$470,250	\$470,250								
P26	Jemez Mtn	Coronado ES/MS/HS Combined School	SSTB265B (June 2026 Bond Sale)	\$262,350.00		\$262,350.00			\$262,350	\$262,350								
P26	Las Cruces	Mayfield HS	SSTB265B (June 2026 Bond Sale)	\$23,650.00		\$23,650.00			\$23,650	\$23,650								
P26	Las Cruces	Highland ES	SSTB265B (June 2026 Bond Sale)	\$189,200.00		\$189,200.00			\$189,200	\$189,200								
P26	Mesa Vista	Mesa Vista Combined MS/HS	SSTB265B (June 2026 Bond Sale)	\$316,800.00		\$316,800.00			\$316,800	\$316,800								
P26	Mora	Mora ES/MS/HS Combined School	SSTB265B (June 2026 Bond Sale)	\$282,150.00		\$282,150.00			\$282,150	\$282,150								
P26	Mountainair	Mountainair Elementary School	SSTB265B (June 2026 Bond Sale)	\$132,770.00		\$132,770.00			\$132,770	\$132,770								
P26	Questa	Questa ES/MS/HS Combined School	SSTB265B (June 2026 Bond Sale)	\$183,150.00		\$183,150.00			\$183,150	\$183,150								
P26	Roswell	Roswell HS	SSTB265B (June 2026 Bond Sale)	\$74,800.00		\$74,800.00			\$74,800	\$74,800								
P26	Roswell	Goddard HS	SSTB265B (June 2026 Bond Sale)	\$74,800.00		\$74,800.00			\$74,800	\$74,800								
P26	Roy	Roy PreK-12 Combined School	SSTB265B (June 2026 Bond Sale)	\$517,000.00		\$517,000.00			\$517,000	\$517,000								
P26	Santa Rosa	Santa Rosa Combined ES/MS/HS School	SSTB265B (June 2026 Bond Sale)	\$504,680.00		\$504,680.00			\$504,680	\$504,680								
P26	Taos	Taos Middle School	SSTB265B (June 2026 Bond Sale)	\$91,575.00		\$91,575.00			\$91,575	\$91,575								
P26	Truth or Consequences	Truth or Consequences Middle School	SSTB265B (June 2026 Bond Sale)	\$160,875.00		\$160,875.00			\$160,875	\$160,875								
S26	Albuquerque	Apache Elementary School/HVAC	SSTB265B (June 2026 Bond Sale)	\$177,648.14		\$177,648.14			\$177,648	\$177,648								
S26	Albuquerque	Chaparral Elementary School/HVAC	SSTB265B (June 2026 Bond Sale)	\$2,758,318.92		\$2,758,318.92			\$2,758,319	\$2,758,319								
S26	Albuquerque	Hayes Middle School/HVAC	SSTB265B (June 2026 Bond Sale)	\$1,787,353.08		\$1,787,353.08			\$1,787,353	\$1,787,353								
S26	Albuquerque	New Futures High School/HVAC	SSTB265B (June 2026 Bond Sale)	\$149,503.53		\$149,503.53			\$149,504	\$149,504								
S26	Albuquerque	Tomasita Elementary School/HVAC	SSTB265B (June 2026 Bond Sale)	\$1,026,508.00		\$1,026,508.00			\$1,026,508	\$1,026,508								
S26	Animas	Animas Elementary School/HVAC, Roof	SSTB265B (June 2026 Bond Sale)	\$506,796.79		\$506,796.79			\$506,797	\$506,797								
S26	Animas	Animas Middle/High School/HVAC, Roof	SSTB265B (June 2026 Bond Sale)	\$252,884.60		\$252,884.60			\$252,885	\$252,885								
S26	Aztec	Vista Nueva Alternative High School/Roof	SSTB265B (June 2026 Bond Sale)	\$21,134.84		\$21,134.84			\$21,135	\$21,135								
S26	Deming	Chaparral Elementary School/Roof	SSTB265B (June 2026 Bond Sale)	\$126,627.55		\$126,627.55			\$126,628	\$126,628								
S26	Hobbs	College Lane Elementary School/Fire alarm	SSTB265B (June 2026 Bond Sale)	\$348,861.00		\$348,861.00			\$348,861	\$348,861								
S26	Hobbs	Stone Elementary School/Fire alarm	SSTB265B (June 2026 Bond Sale)	\$299,660.00		\$299,660.00			\$299,660	\$299,660								
S26	Jemez Mountain	Lybrook Elementary/Middle School/Multiple	SSTB265B (June 2026 Bond Sale)	\$133,846.78		\$133,846.78			\$133,847	\$133,847								
S26	Las Cruces	Cesar Chavez Elementary School/Roof	SSTB265B (June 2026 Bond Sale)	\$89,500.11		\$89,500.11			\$89,500	\$89,500								
S26	Las Cruces	Conlee Elementary School/HVAC, roof	SSTB265B (June 2026 Bond Sale)	\$246,543.25		\$246,543.25			\$246,543	\$246,543								
S26	Rio Rancho	Eagle Ridge Middle School/Multiple	SSTB265B (June 2026 Bond Sale)	\$159,484.80		\$159,484.80			\$159,485	\$159,485								
S26	Rio Rancho	Enchanted Hills Elementary School/Electrical, Drainage	SSTB265B (June 2026 Bond Sale)	\$108,780.00		\$108,780.00			\$108,780	\$108,780								
S26	Ruidoso	White Mountain Elementary School/Multiple	SSTB265B (June 2026 Bond Sale)	\$210,940.59		\$210,940.59			\$210,941	\$210,941								
S26	Silver	G.W. Stout Elementary School/Multiple	SSTB265B (June 2026 Bond Sale)	\$117,027.26		\$117,027.26			\$117,027	\$117,027								
S26	West Las Vegas	Rio Gallinas Charter School/Multiple	SSTB265B (June 2026 Bond Sale)	\$83,937.82		\$83,937.82			\$83,938	\$83,938								
S26	West Las Vegas	Union Street Elementary School/Multiple	SSTB265B (June 2026 Bond Sale)	\$133,398.43		\$133,398.43			\$133,398	\$133,398								
S26	West Las Vegas	Valley Combined Elementary/Middle School/Multiple	SSTB265B (June 2026 Bond Sale)	\$562,154.60		\$562,154.60			\$562,155	\$562,155								
S26	Animas	Demolition of District Facilities/Demolition	SSTB265B (June 2026 Bond Sale)	\$1,106,856.00		\$1,106,856.00			\$1,106,856	\$1,106,856								
S26	Deming	Demolition of District Facilities/Demolition	SSTB265B (June 2026 Bond Sale)	\$456,587.00		\$456,587.00			\$456,587	\$456,587								
S26	Deming	Demolition of District Facilities/Demolition	SSTB265B (June 2026 Bond Sale)	\$179,840.00		\$179,840.00			\$179,840	\$179,840								
S26	Gadsden	Alamo Cafeteria/Demolition	SSTB265B (June 2026 Bond Sale)	\$267,648.00		\$267,648.00			\$267,648	\$267,648								
S26	Jemez Mountain	Demolition of District Facilities/Demolition	SSTB265B (June 2026 Bond Sale)	\$1,989,000.00		\$1,989,000.00			\$1,989,000	\$1,989,000								
S26	State Charter	McCurdy Charter School - Teacherage/Demolition	SSTB265B (June 2026 Bond Sale)	\$45,000.00		\$45,000.00			\$45,000	\$45,000								
S26	State Charter	New Mexico School for the Arts - Campus Building/Demolition	SSTB265B (June 2026 Bond Sale)	\$456,000.00		\$456,000.00			\$456,000	\$456,000								
K26	Reverse	Reserve Combined School/Pre-K	SSTB265B (June 2026 Bond Sale)	\$103,600.00		\$103,600.00			\$103,600	\$103,600								
	Total			\$18,254,401	\$0	\$0			\$18,254,401	\$18,254,401								
							\$0	\$0	\$0	\$18,254,401	\$0	\$0	\$0	\$0	\$0	\$0	\$0	
									\$18,254,401			\$0		\$0		\$0	\$0	

Cost per Square Foot Variance Analysis for Out-Year Funding

Standards-based Projects

A	B	C	D	E	F	G	H	I	J	K	L	M	N	O	P	Q	
Fiscal Year	Project Number	District	School	Project Type	Original Estimated State Match	Original Estimated Cost per Square Foot (SqFt) MACC	Original Estimated TPC per Square Foot (SqFt)	Updated Estimated State Match	Updated Estimated Cos per SqFt MACC	Updated TPC/ SqFt (MACC + Soft Cost)	TPC Cost per SqFt Percentage Increase	Difference (I - G)	Waiver (X)	Potential FY26 Additional Cost (Waiver)	Potential FY27 Additional Cost (Waiver)	Potential FY28 Additional Cost (Waiver)	
1	FY12	P12-006	Espanola	Velarde ES	Full Renovation	\$ 3,794,560	\$ 175	\$ 228	\$ 5,416,320	\$ 300	\$ 390	71%	\$ 163				
2	FY15	P15-006	Gallup-McKinley	Thoreau	Teacher Housing				\$ 3,645,000	N/A	N/A						
3	FY16	P16-002	Espanola	Abiquiu ES	Full Renovation	\$ 3,726,450	\$ 175	\$ 228	\$ 6,388,200	\$ 300	\$ 390	71%	\$ 163				
4	FY19	P19-004	Gallup-McKinley	Tohatchi	Teacher Housing				\$ 3,600,000	N/A	N/A						
5	FY19	P19-006	Las Vegas City	Sierra Vista ES	Full Renovation	\$ 4,473,984	\$ 100	\$ 130	\$ 18,502,130	\$ 600	\$ 780	498%	\$ 650				
6	FY19	P19-017	Tularosa	Tularosa MS	Full Replacement	\$ 27,927,879	\$ 372	\$ 484	\$ 39,709,952	\$ 700	\$ 910	88%	\$ 426				
7	FY19	P19-018	Belen	Dennis Chavez ES	Partial Replacement and Renovation	\$ 11,777,849	\$ 350	\$ 455	\$ 16,345,052	\$ 450	\$ 585	29%	\$ 130				
8	FY20	P20-001	Alamogordo	Chaparral MS	Full Replacement	\$ 30,959,593	\$ 415	\$ 540	\$ 31,332,600	\$ 550	\$ 650	20%	\$ 111				
9	FY20	P20-002	Central	Newcomb ES	Full Replacement	\$ 15,087,253	\$ 447	\$ 580	\$ 22,386,078	\$ 900	\$ 1,170	102%	\$ 590	PARTIAL	\$ 14,924,052		
10	FY20	P20-003	Roswell	Mountain View MS	Full Replacement	\$ 18,076,367	\$ 225	\$ 293	\$ 32,640,816	\$ 500	\$ 650	122%	\$ 358				
11	FY20	P20-006	Roswell	Washington Ave. ES	Design & Partial Replacement and Renovation	\$ 6,525,848	\$ 280	\$ 364	\$ 24,881,064	\$ 500	\$ 650	79%	\$ 286				
12	FY20	P20-010	Clovis	Barry ES	Partial Replacement and Renovation	\$ 6,507,124	\$ 105	\$ 137	\$ 11,697,530	\$ 250	\$ 325	138%	\$ 189				
13	FY21	P21-001	Zuni	Zuni HS/Twin Buttes HS	Full Replacement and Teacher Housing	\$ 95,196,214	\$ 475	\$ 618	\$ 113,887,800	\$ 900	\$ 1,170	89%	\$ 553				
14	FY21	P21-003	Gallup-McKinley	Gallup HS	Full Replacement	\$ 58,142,391	\$ 375	\$ 488	\$ 92,278,233	\$ 650	\$ 845	73%	\$ 358				
15	FY21	P21-004	Hobbs	Heizer MS	Full Replacement	\$ 21,735,309	\$ 450	\$ 585	\$ 31,744,284	\$ 650	\$ 845	44%	\$ 260				
16	FY21	P21-005	Gallup-McKinley	Crownpoint HS	Full Replacement	\$ 38,033,922	\$ 401	\$ 521	\$ 44,715,949	\$ 750	\$ 975	87%	\$ 454				
17	FY21	P21-006	Gallup-McKinley	Navajo Pine HS	Full Replacement	\$ 16,498,372	\$ 411	\$ 534	\$ 53,193,453	\$ 900	\$ 1,170	119%	\$ 636				
18	FY22	P22-001	Gadsden	Gadsden MS	Full Replacement	\$ 45,182,331	\$ 375	\$ 488	\$ 50,593,270	\$ 500	\$ 650	33%	\$ 163				
19	FY22	P22-004	Los Lunas	Ann Parish ES	Design & Partial Replacement and Renovation	\$ 17,273,200	\$ 320	\$ 416	N/A	\$ 450	\$ 585	41%	\$ 169				
20	FY22	P22-006	Gadsden	Chaparral MS	Full Replacement	\$ 31,447,682	\$ 275	\$ 358	\$ 59,199,504	\$ 600	\$ 780	118%	\$ 423				
21	FY23	P23-001	Gallup-McKinley	Gallup Central HS	Full Replacement	\$ 9,004,804	\$ 411	\$ 534	\$ 37,841,074	\$ 650	\$ 845	58%	\$ 311				
22	FY23	P23-002	Gallup-McKinley	Thoreau HS	Full Replacement	\$ 41,994,250	\$ 425	\$ 553	\$ 58,446,115	\$ 650	\$ 845	53%	\$ 293				
23	FY23	P23-003	Gallup-McKinley	David Skeet ES	Full Replacement and Teacher Housing	\$ 17,714,622	\$ 425	\$ 553	\$ 27,643,451	\$ 750	\$ 975	76%	\$ 423				
24	FY23	P23-004	Farmington	Heights MS	Full Replacement	\$ 41,652,468	\$ 400	\$ 520	\$ 43,619,390	\$ 650	\$ 845	63%	\$ 325				
25	FY23	P23-005	Farmington	Mesa Verde ES	Full Replacement	\$ 25,517,261	\$ 375	\$ 488	\$ 28,503,726	\$ 650	\$ 845	73%	\$ 358				
26	FY23	P23-007	Estancia	Estancia ES	Full Renovation and Addition	\$ 7,258,118	\$ 313	\$ 406	\$ 6,776,700	N/A	N/A						
27	FY23	P23-008	Pojoaque Valley	Pojoaque MS	Partial Replacement and Renovation	\$ 26,152,091	\$ 400	\$ 520	\$ 27,238,575	\$ 600	\$ 780	50%	\$ 260		\$ -		
28	FY24	P24-001	Maxwell	Combined School	Full Replacement and Teacher Housing	\$ 25,422,389	\$ 500	\$ 650	\$ 29,241,000	\$ 600	\$ 780	20%	\$ 130				
29	FY24	P24-002	Central	Tse Bit Ai MS	Full Replacement and Teacher Housing	\$ 25,392,653	\$ 600	\$ 780	\$ 34,396,841	\$ 800	\$ 1,040	33%	\$ 260				
30	FY24	P24-003	Hobbs	New MS	New Construction	\$ 21,735,309	\$ 450	\$ 585	\$ 31,744,284	\$ 650	\$ 845	44%	\$ 260				
31	FY24	P24-004	Springer	Combined School	Full Replacement and Teacher Housing	\$ 20,627,768	\$ 458	\$ 595	\$ 25,568,000	\$ 600	\$ 780	31%	\$ 185		\$ -		
32	FY24	P24-005	Dexter	ES/MS	Full Replacement	\$ 39,652,408	\$ 505	\$ 657	\$ 45,438,372	\$ 550	\$ 715	9%	\$ 59	100% Construction	\$ 11,641,645		
33	FY24	P24-006	Gallup-McKinley	Crownpoint MS	Full Replacement	\$ 22,789,001	\$ -	\$ -	\$ 22,512,614	\$ 750	\$ 975	0%	\$ 975				
34	FY20>FY24	P24-007	San Jon	Combined School									100% Construction	\$ 14,205,025			
35	FY24	P24-008	Bernalillo	Algodones ES	Renovation and Addition								100% Construction		\$ 20,566,845		
36	FY24	P24-009	Penasco	Penasco Combined	Full Replacement								PARTIAL		\$ 11,818,557		
37	FY24	P24-010	Artesia	Roselawn ES	Full Replacement												
38	FY24	P24-011	Hagerman	Hagerman Combined	Full Replacement										\$ 12,332,958		
39	FY24	P24-012	Hondo	Hondo Combined	Full Replacement								PARTIAL		\$ 11,420,780		
40	FY24	P24-013	Albuquerque	Harrison MS	Full Replacement												
41	FY24	P24-014	Albuquerque	Van Buren MS	Full Replacement												
42	FY22>FY25	P25-001	Raton	Longefellow ES	Full Replacement								100% Construction	\$ 52,826,796			
43	FY25	P25-002	Silver	Cliff Combined School	Facility Replacement								PARTIAL		\$ 46,106,197		
44	FY25	P25-003	Bloomfield	Naaba Ani Elementary School Mesa Alta Junior High School	Facility Replacement & Consolidation								PARTIAL			\$ 38,134,152	
45	FY25	P25-004	Rio Rancho	Lincoln Middle School	Planning Study, Systems Upgrade and Renovation												
46	FY25	P25-005	Rio Rancho	Rio Rancho High School	Planning Study, Systems Upgrade and Addition												
47				Total		\$ 777,279,468			\$ 1,081,127,376					Total:	\$ 78,673,466	\$ 117,169,388	\$ 38,134,152
48															\$		233,977,006

49 **Design, Full Replacement:** replacement of 100% of the facility to the maximum allowable GSF per the Adequacy planning guide

50 **Design, Partial Replacement and Renovation:** design funding replace up to 50% and renovate up to 50% of the facility to the maximum allowable GSF for the per the Adequacy planning guide

51 **Full Renovation:** renovation of 100% of maximum allowable GSF per the Adequacy planning guide

52 **Full Replacement and Teacher Housing:** replacement of 100% of the facility to the maximum allowable GSF for the per the Adequacy planning guide including new construction of a varying number of teacher housing units

53 **Partial Replacement and Renovation:** design funding replace up to 50% and renovate up to 50% of the facility to the maximum allowable GSF for the per the Adequacy planning guide.

IV. Consent Agenda*

Regular Business- Section A

- i. April 22, 2026, PSCOC Meeting Minutes**
- ii. May 14, 2026, PSCOC Meeting Minutes**
- iii. Recertification of SSTBs**
- iv. FY27 Work Plan Timeline**
- v. FY27 Final wNMCI Ranking**
- vi. June 2026 Bond Sale**
- vii. FY27 Capital Outlay Awards Cycle Timeline**

* Denotes potential action by the PSCOC

I. April 22, 2026, PSCOC Meeting Minutes

II. Presenter(s): Marcos Trujillo, Executive Director

III. Potential Motion:

Council approval of the April 22, 2026, PSCOC Full Council meeting minutes.

IV. Executive Summary:


Exhibit (s):

A- April 22, 2026, PSCOC Meeting Minutes.

State of New Mexico
Public School Capital Outlay Council

PSCOC Members

Joe Guillen, *NMSBA – Chair*
Cally Carswell, *LFC*
John Sena, *LESC*
Mariana Padilla, *PED*
Martin Romero, *CID*
Stewart Ingham, *PEC*
Ashley Leach, *DFA*
Elizabeth Groginsky, *OG*
Randall Cherry, *LCS*



Public School Facilities Authority

Marcos Trujillo | Executive Director
Larry Tillotson | Deputy Director of Operations & Outreach
Sean Murray | Deputy Director of Capital Operations

MEETING MINUTES

PSCOC Full Council Meeting
State Capitol Building, Room 309 – April 22, 2026

*Unofficial notes drafted for the convenience of subcommittee members and subject to revision at member request.
Please note that further details and information regarding the meeting can also be found in the eBook or recording.*

I. Call to Order – Joe Guillen, Chair

The Public School Capital Outlay Council (PSCOC) meeting on April 22, 2026, was called to order by Chair Joe Guillen at 9:00 AM.

A. Roll Call

Roll call was conducted, and a quorum was confirmed to be present for the meeting.

B. Approval of Agenda*

The Chair requested approval of the agenda as presented. The agenda was approved without objection.

C. Correspondence

No Correspondence.

II. Public Comment

No other public comment was made.

III. Finance

A. PSCOC Financial Plan

The Chief Financial Officer at PSFA, Mr. Matthew Schimmel, presented the PSCOC Financial Plan, including the executive summary, sources and uses updates, technical corrections, and out of cycle funding impacts. Updates reflected revised bond capacity projections, technical corrections to previously approved awards, and adjustments to the project award schedule based on project readiness and district timing. Discussion included clarification of bond capacity assumptions, technical corrections related to prior motions, project schedule realignments, and the movement of several projects into later fiscal years. Council members expressed appreciation for the detailed presentation. No action was taken.

IV. District Items

A. Gallup-McKinley County Schools Project Status Report

Mr. Daniel Juarez, Projects Coordinator at PSFA and district representatives provided a detailed status update on Gallup McKinley County Schools' active standards based, teacher housing, and systems projects. The district reported on design progress, construction timelines, delays related to staffing changes, pandemic impacts, and consultant turnover. The district advised that several teacher housing projects would be rescinded due to cost feasibility and existing housing availability, while continuing to advance projects where housing shortages existed.

Council discussion focused on project sequencing, local match reduction requests, bonding capacity constraints, and the need for clearer prioritization and scheduling. Council requested that the district provide an updated master schedule with project prioritization and anticipated timelines. Staff and the district committed to providing updated project schedules and prioritization materials to the Council. No action was taken as it was an informational item only.

B. Albuquerque Public Schools Presentation

Albuquerque Public Schools (APS) staff presented on their capital master planning methodology, emphasizing phased project delivery, funding flow constraints, on call procurement strategies, and construction sequencing necessary to keep schools operational during phased rebuilds. APS also discussed factors contributing to design delays, including inflation, utility upgrades, energy code changes, and long lead times for materials. Council discussion addressed project readiness, cost escalation, sequencing of nonacademic versus academic space, and bonding mechanics. APS responded to questions regarding bond authorization, cash flow constraints, and market capacity. No action was taken.

IV. Consent Agenda*

Mr. Trujillo provided an overview of each item. All the Consent Agenda items were approved in a single motion.

A. March 11, 2026, PSCOC Meeting Minutes*
Council approval of the March 11, 2026, PSCOC Meeting Minutes.
B. P21-006 Navajo Pine HS (Gallup-McKinley) - Award Language Change*
Council approval to amend the current 2020-2021 Standards-based award language to Gallup-McKinley County Schools (GMCS) for Gallup High School (P21-006) to include. <ul style="list-style-type: none">• A reduction in the awarded design capacity from the current 290 to 170 students (decrease of 120), grades 9-12.• A decrease in the maximum allowable GSF from 56,129 GSF to 49,906 per the new GSF calculator (a 6,223 GSF decrease).• A campus wide drainage study utilizing previously awarded Design phase funding.• A reduced estimated total project cost of \$49,406,940 or \$900/sf for 49,906 GSF with a state match of 81% and local match of 19%.
C. S22-013 Zia MS (Las Cruces) - Award Language Change*
Council approval to amend the current 2021-2022 Systems-based award to Las Cruces Public Schools (LCPS) for Zia Middle School to include: <ul style="list-style-type: none">• Additional area for Fire Alarm and HVAC replacement totaling 109,666 SF (an 13,798 SF increase).• Ceiling finishes and Lighting throughout the facility to allow for replacement of the ductwork and structural upgrades for the larger HVAC units.
D. S22-012 East Picacho ES (Las Cruces) - Additional Construction Funding Request*

<p>Council approval to amend the current 2021-2022 Systems-based award to Las Cruces Public Schools (LCPS) for East Picacho Elementary School to include:</p> <ul style="list-style-type: none"> • Lighting, Ceiling and Wall finishes throughout the facility. • Additional construction funding for the replacement of the Roof, HVAC, Lighting, Ceiling and Wall finishes, totaling \$7,102,853 with a state match of \$2,841,142 (40%) and a local match of \$4,261,711 (60%). 	
<p>E. FY26 Budget Adjustment Request*</p>	
<p>Council approval of the FY26 Budget Adjustment Request to allocate \$150,000 in vacancy savings to Category 400 (Other Costs).</p>	
<p>F. 2026 PSCOC Annual Resolution*</p>	
<p>Council approval of the 2026 PSCOC Annual Resolution.</p>	
<p>MOTION: The Chair called for a vote, Mr. Sallee moved to approve the consent agenda items. Mr. Cherry seconded the motion. There being no opposition, the motion passed.</p>	<p>APPROVED</p>

VI. Out-of-Cycle Awards

A. P24-014 Van Buren MS (Albuquerque) – Construction Funding Request*

Mr. Juarez presented the out of cycle construction funding request for Van Buren Middle School, including a revised recommendation reflecting current enrollment, rescission of previously awarded design funds, and conditions requiring APS to commit future academic space funding to a subsequent bond election. Council discussed enrollment projections, program phasing, state participation limits, and consistency with prior Council practice. A motion was made by Mr. Sallee and seconded by Mr. Sena to approve the staff recommendation, including revised participation levels, rescission of prior design funding, and conditions related to future phases. The motion passed unanimously.

<p>MOTION: Mr. Sallee moved to approve the Council approval to amend the current 2023-2024 Standards-based award language to Albuquerque Public Schools (APS) for the Van Buren Middle School to include;</p> <ul style="list-style-type: none"> • Construction Phase funding totaling \$14,783,726 for a partial replacement facility totaling 24,153 gross square feet (GSF) for 324 students, for a state match of \$5,469,979 (37%) and a corresponding local match of \$9,313,747 (63%). • The district may return to the PSCOC for design and construction funding for the final phase upon completion of the current phase. • A district commitment that the funding for the design/construction of the traditional classroom space is included in the district’s 2027 bond election. • That the design for the traditional classroom space will be limited to the maximum allowed space for the current 2025-2026 school year enrollment of 324 students. • The remaining allowable gross square footage for the final construction phase will be limited to 36,316 GSF; any additional square footage will be considered above allowable. • Rescind the previously awarded design phase funding totaling \$3,232,388, with a state match of \$1,195,984 (37%), and a local match of \$2,036,404 (63%). Mr. Sena seconded the motion. There being no opposition, the motion passed. 	<p>APPROVED</p>
--	------------------------

B. P24-009 Combined School (Penasco) – Award Language Change*

Mr. Juarez presented an award language change request to utilize the updated gross square footage calculator and increase allowable square footage. Discussion addressed district bonding efforts, match capacity, and waiver eligibility. A motion was made and seconded to approve the amended award language and require staff confirmation of the district’s financial participation for the construction phase. The motion passed.

<p>MOTION: The Chair called for a vote for Council approval to amend the current 2023-2024 Standards-based award language to Penasco Independent School District (PISD) for the Combined School (P24-009) to include.</p> <ul style="list-style-type: none"> • An increase in the maximum allowable gross footage (GSF) from 56,129 to 71,755 (a 15,626 GSF increase). • Staff will confirm the district’s actual financial contribution to the phase 2 construction funding request. <p>There being no opposition, the motion passed.</p>	<p>APPROVED</p>
---	------------------------

C. P23-007 Estancia ES (Estancia) – Construction Funding Request*

Mr. Juarez presented a construction funding request with a partial local match reduction. Council discussion addressed bond usage, facility prioritization, and parity with other districts’ contribution expectations. An amended motion was made to approve construction funding while returning the local match reduction request to subcommittee for further review. The amended motion passed. Staff will work with the district to reassess the local match reduction and return the item to the subcommittee.

<p>AMENDED MOTION: The Chair called for a vote to approve the Council approval to amend the current 2022-2023 Standards based award language to Estancia Municipal School District (EMSD) for Estancia Elementary School (P23-007) to include:</p> <ul style="list-style-type: none"> • Construction phase funding for the Elementary school for 301 students grades Pre-Kindergarten through 6th in 50,064 gross square foot (GSF), totaling \$22,363,451 with a state match of \$10,958,091 (49%) and a local match of \$11,405,360 (51%). • <i>The local match reduction request was reassessed and subsequently returned to the subcommittee for further review.</i> <p>There being no opposition, the motion, as amended, passed.</p>	<p>AMENDED APPROVED</p>
---	--------------------------------

D. H25-002 Teacher Housing (Hatch Valley) – Additional Construction Funding Request*

Mr. Juarez presented a revised teacher housing proposal using modular housing with expanded site components. Council discussed cost control, durability, and the district’s ability to maintain an existing local contribution. The motion was amended to maintain the previously approved district match amount while approving additional construction funding. The amended motion passed.

<p>AMENDED MOTION: The Chair called for a vote to approve the Council approval to amend the current 2024-2025 Teacher Housing Pilot Program award language to Hatch Valley Public Schools (HVPS) for Teacher Housing (H25-002) to include:</p> <ul style="list-style-type: none"> • <i>A partial local match reduction (waiver) totaling \$51,932.</i> • <i>Additional construction phase funding for five teacher housing units, totaling \$1,147,776.</i> 	<p>AMENDED APPROVED</p>
--	--------------------------------

<ul style="list-style-type: none"> • <i>Utilization of the previously awarded state match of \$629,200 and local match of \$85,800 to offset the current request for additional construction funding request totaling \$1,147,776, for a revised state match of \$432,776 (100%) and a revised local match of \$0 (0.00%), for the construction of five teacher housing units.</i> <p>Mr. Ingham opposed the motion. The motion, as amended, passed.</p>	
---	--

VII. Awards Cycle

A. FY26 Award Cycle Update

Mr. Claude Morelli, Planning and Design Manager at PSFA, provided an overview of the FY26 award cycle, application volumes, readiness concerns, cost per square foot trends, and proposed changes to a three phase project delivery approach. Council discussion focused on readiness criteria, cost containment, staffing limitations, and phased planning. No action was taken; the item was informational.

VIII. Other Business

A. Recertification of SSTBs*

Mr. Schimmel presented the executive summary and highlighted key points from Recertification of SSTBs. A motion was made and seconded to approve the resolution as presented. The motion passed.

<p>MOTION: The Chair called for a vote for Council approval to adopt the Resolution, Notification, Certification, and Reconciliation of unexpended bond proceeds as follows:</p> <ul style="list-style-type: none"> • SSTB23SB 0001 – Decertifying the net amount of (\$9,569,064) to be used for other the PSCOC projects. • SSTB24SD 0001 – Decertifying the net amount of (\$2,151,674) to be used for other the PSCOC projects. <p>There being no opposition, the motion passed.</p>	<p>APPROVED</p>
---	------------------------

B. FY27 Preliminary wNMCI Ranking*

Mr. Andrew Martinez, FAD Manager at PSFA, presented the FY27 preliminary weighted NMCI ranking and methodology, including timelines for district review and correction. A motion was made and seconded to release the preliminary FY27 weighted NMCI ranking, subject to technical corrections. The motion passed.

<p>MOTION: The Chair called for a vote for Council approval to release the FY27 Preliminary Weighted New Mexico Condition Index (wNMCI) Ranking based on criteria and Weightings previously adopted by the Council. Release of the ranking is subject to necessary technical corrections and districts are encouraged to work with PSFA staff to resolve any outstanding technical corrections to the data with the ability to make a formal appeal to the PSFA by May 6, 2026. There being no opposition, the motion passed.</p>	<p>APPROVED</p>
--	------------------------

IX. Informational

A. P22-002 Combined School (Mosquero) – Project Update

Staff provided an update regarding newly identified structural issues discovered during renovation work. Council was informed that contingency funding had anticipated this risk and that further cost evaluation was underway. No action was taken; the item was informational.

B. Community Benefit Fund (Round Two)

Ms. Jillian Pappan, Programs Manager at PSFA, presented the executive summary and key points. Ms. Pappan reviewed the proposed timeline for round two of the Community Benefit Fund awards. No action was taken; the item was informational.

C. PSFA Internal Control Review Update

Mr. Schimmel presented the executive summary and key points. Mr. Schimmel reviewed the summary of findings and the next steps for corrective action. No action was taken; the item was informational.

D. Adequacy Planning Guide Update

Mr. Morelli presented the executive summary and key points, explaining that PSFA continued to update the Adequacy Planning Guide (APG) to reflect evolving educational program needs and to improve alignment with the Statewide Adequacy Standards and related tools, including the Gross Square Footage (GSF) Calculator. He noted that the APG remained a critical resource for managing the Public School Capital Outlay Fund and that the updates were intended to ensure the guide remained practical, scalable, and responsive to current educational practices. He further explained that the revisions would incorporate emerging program areas such as Career Technical Education (CTE), early childhood education, student wellness, and shared-use facilities, while also enhancing clarity, usability, and transparency in how school facility needs are defined and funded.

Mr. Morelli stated that PSFA planned to release a Request for Proposals (RFP) in April to procure a multi-disciplinary consultant team with expertise in educational facilities planning, design, stakeholder engagement, and cost analysis. In response to a question from Ms. Carswell regarding the project timeline, Mr. Morelli estimated that the effort would take approximately 18 months. Mr. Trujillo added that the agency would aim to complete the work within a 12-month timeframe. Ms. Leach further noted the importance of considering the role of a task force as part of the overall effort to support the initiative.

E. Review of Lease Purchase Agreement

Ms. Rankin presented the executive summary and key points regarding issues associated with the Lease Purchase Agreement (LPA) for School of Dreams Academy (SODA). She explained that the agreement involved multiple parties, including the Village of Los Lunas as the landowner, the SODA Foundation, which held an LPA with the Village, and SODA, which in turn held an LPA through the Foundation. The agreement covered approximately 20.461 acres with a 25.5-year term and a total lease value of \$8.8 million, based on the Village's valuation under the Metropolitan Redevelopment Act and inclusive of the Foundation's administrative costs. She further clarified that the LPA pertained solely to the land and did not include any provisions for the construction or ownership of facilities.

Ms. Rankin noted that the Academy had submitted a request under the Full Standards Program, and staff had been coordinating with the New Mexico Department of Justice to obtain additional legal analysis regarding the agreement and its implications. During the discussion, Mr. Ingham questioned whether the school would be required to provide a local match and whether lease reimbursement funds could be used toward that requirement. Legal counsel indicated that a definitive determination had not yet been made, noting that the applicable statute did not clearly address this issue.

F. PSFA Strategic Plan Update

Mr. Larry Tillotson presented the executive summary and key points of the PSFA Strategic Plan update. He noted that staffing challenges in FY26 had impacted operations and delayed certain initiatives; however, leadership actions taken in late 2025, including the hiring of a Human Resources Manager, improved staffing levels and recruitment efforts across the agency.

He reported that additional funding authorized under House Bill 2 would support contractual services to advance strategic initiatives. Ongoing efforts included updates to the Adequacy Planning Guide and Adequacy Standards, as well as new legislative responsibilities under SB280 and Senate Bill 48. Mr. Tillotson also highlighted completed initiatives, including the agency website redesign and the distribution of \$50 million in HB-450 funding for school improvements.

He concluded that the Strategic Plan remains a continuously monitored and adaptive framework. Mr. Romero expressed agreement, noting the agency was moving in a positive direction. No action was taken, as the item was informational.

G. Zuni Lawsuit Update

Legal counsel provided an update on the Zuni school litigation, noting that Gallup-McKinley County Schools had filed a motion to reinstate the case, while Zuni did not join the motion. A ruling is pending. No action was taken.

H. Project Status Report

Mr. Murray presented the executive summary and key points, providing an update on improvements to the Project Status Report and the Field Department. Mr. Trujillo added that the agency was evaluating additional support for Regional Managers to strengthen project management and improve oversight. Ms. Carswell emphasized the need for further analysis regarding committed project funds reflected in the financial plan. Staff acknowledged the request and noted that this analysis was already part of an ongoing effort. Ms. Leach concurred, stating that enhanced financial visibility would support more effective management of the Public School Capital Outlay Fund.

X. Next PSCOC Meeting – May 7, 2026

Staff indicated that the next PSCOC meeting was tentatively scheduled for May 7, 2026, with additional scheduling details to be confirmed.

XI. Adjourn

There being no further business, the meeting was adjourned at 12:28 p.m.

_____ Chair

_____ Date

**Please Note: Italic motions indicate amendments.*

I. May 14, 2026, PSCOC Meeting Minutes

II. Presenter(s): Marcos Trujillo, Executive Director

III. Potential Motion:

Council approval of the May 14, 2026, PSCOC Full Council meeting minutes.

IV. Executive Summary:


Exhibit (s):

A- May 14, 2026, PSCOC Meeting Minutes.

State of New Mexico
Public School Capital Outlay Council

PSCOC Members

Joe Guillen, *NMSBA – Chair*
Charles Sallee, *LFC*
John Sena, *LESC*
Mariana Padilla, *PED*
Martin Romero, *CID*
Stewart Ingham, *PEC*
Ashley Leach, *DFA*
Elizabeth Groginsky, *OG*
Randall Cherry, *LCS*



Public School Facilities Authority

Marcos Trujillo | Executive Director
Larry Tillotson | Deputy Director of Operations & Outreach
Sean Murray | Deputy Director of Capital Operations

MEETING MINUTES

PSCOC Full Council Meeting
State Capitol Building, Room 307 – May 14, 2026

Unofficial notes drafted for the convenience of subcommittee members and subject to revision at member request. Please note that further details and information regarding the meeting can also be found in the eBook or recording.

I. Call to order – Joe Guillen, Chair

The Public School Capital Outlay Council (PSCOC) meeting on May 14, 2026, was called to order by Chair Joe Guillen at 9:05 AM.

A. Roll Call

Roll call was conducted, and a quorum was confirmed to be present for the meeting.

B. Approval of Agenda*

The Chair requested approval of the agenda as presented. A motion to approve the agenda was made by Mr. Cherry and seconded by Mr. Sena. The agenda was approved without objection.

C. Correspondence

No Correspondence.

II. Public Comment

No other public comment was made.

III. Awards Cycle

A. FY26 Capital Outlay Awards Overview/District Presentations

Mr. Claude Morelli, Planning and Design Manager at PSFA, provided an overview of the FY26 Capital Outlay Awards and outlined the district presentations for Standards-Based and Pre-K award applications. Presentations were to address project scope, facility condition, alignment with Facilities Master Plans, enrollment trends, prior funding performance, and district financial capacity.

Mr. Morelli reported receiving 26 Standards-Based, 50 Systems-Based, 10 demolition-only, one Pre-K, and six teacher housing pre-applications, with four Standards-Based and seven Systems-Based applications screened out. Mr. Morelli noted the order of presentations by district, with strict time limits enforced: eight minutes for the first school, plus four and three additional minutes for subsequent schools, if applicable. Additional time was allowed for Council questions and district responses.

○ *Reserve – Pre-Kindergarten Program Facility*

The Council received a presentation from the acting superintendent of Reserve Independent School District regarding a request for funding to construct a new pre-kindergarten facility. The presenter explained that the district’s pre-K program was the only early childhood option within a significant geographic radius and had experienced steady growth since its inception. Despite a relatively new school building constructed in 2016, the omission of dedicated pre-K space had forced the district to reallocate classrooms, resulting in multiple adequacy and compliance issues impacting students across grade levels.

The superintendent outlined the proposed project scope and associated costs, noting that the request was structured to meet adequacy standards and included classroom space, support areas, and contingency funding. It was further explained that the district intended to pursue a local bond election to meet the required match and had already initiated planning activities to update its Facilities Master Plan accordingly.

Additional discussion emphasized the broader educational and community impact of the program, including increased enrollment in early grades and improved access to early childhood education in a rural area lacking comparable services. Council members asked clarifying questions regarding calendar structure, cost estimates, and election timing before concluding discussion.

○ *Roy – Roy Combined*

The superintendent of Roy Municipal Schools presented a proposal requesting full funding for a comprehensive facilities improvement project addressing critical life-safety, infrastructure, and instructional deficiencies. The project included renovations to an aging combined Pre-K–12 school facility, originally constructed in 1980, along with the replacement of an outdated vocational education building dating back to the 1960s.

The presenter described the district’s unique rural context, including low enrollment and limited tax base, and emphasized the need for modernization to support career and technical education programs aligned with workforce demands. The proposed plan included the construction of a new vocational facility, infrastructure upgrades, and improvements to educational and recreational spaces.

Council discussion focused on funding limitations, including the district’s request for a waiver due to insufficient local capacity, as well as concerns regarding project components such as teacher housing and CTE program delivery. Questions were also raised regarding maintenance practices and facility condition scores, to which the district responded by outlining recent repair efforts and ongoing improvements.

○ *Mesa Vista – Mesa Vista Combined School*

The superintendent of Mesa Vista Consolidated School District presented a proposal for the demolition, replacement, and renovation of middle and high school facilities. The request focused on addressing aging infrastructure, significant maintenance challenges, and inefficiencies associated with underutilized buildings originally constructed in the late 1960s.

The presentation highlighted critical infrastructure issues, including water system failures, aging mechanical systems, and hazardous conditions requiring costly interim solutions such as the daily transport of potable water. The district also noted ongoing operational strain caused by maintaining unused facilities and emphasized the importance of right-sizing infrastructure to match enrollment levels. Enrollment trends indicated growth contrary to earlier projections, with increased student movement into the district. The financial plan included a combination of local bonding and state participation, though the district noted continued pressure on operational budgets due to infrastructure deficiencies. Council members engaged in discussion regarding water system solutions, project timelines, and capacity to manage concurrent capital projects.

○ *Truth or Consequences – Truth or Consequences Combined School*

The superintendent of Truth or Consequences Municipal Schools presented a request for funding to replace the district’s middle school and associated JROTC facility. The presentation emphasized significant deficiencies within the existing building, including structural deterioration, outdated systems, and inadequate instructional spaces.

The superintendent detailed numerous life-safety concerns, including collapsed plumbing systems resulting in sewage backups, outdated fire protection systems, and failing mechanical infrastructure. These conditions were reported to have disrupted daily operations and compromised the educational environment. The proposal aligned with the district’s Facilities Master Plan and included a phased funding strategy that incorporated bond proceeds and a requested waiver for the local match. Council discussion focused on project prioritization, additional facility needs across the district, and impacts related to citywide infrastructure issues such as water system instability.

○ *Mountainair – Mountainair Elementary School*

The superintendent of Mountaineer Public Schools presented a request for funding to replace an aging elementary school facility approximately 60 years old. The presentation emphasized the urgency of the request, citing severe deterioration of critical systems and the inability of the current building to meet safety, health, and adequacy standards.

The proposed solution included constructing a new elementary facility adjacent to the existing secondary campus to improve operational efficiency by consolidating services such as food, maintenance, and transportation. The district also outlined progress toward securing property and funding through a previously approved bond.

The superintendent described numerous infrastructure failures, including HVAC inefficiencies, electrical capacity limitations, roof leaks, and water quality concerns, all of which were impacting instructional delivery. Council members discussed construction cost estimates, enrollment stability, and long-term financial planning.

○ *Mora – Mora Combined School*

The superintendent of Mora Independent School District presented a request for funding to replace and renovate multiple core instructional facilities, including elementary and middle school buildings. The presentation emphasized that many structures dated back several decades and had exceeded their useful life despite ongoing maintenance efforts.

Significant deficiencies were identified, including structural damage, outdated electrical and plumbing systems, and inadequate HVAC performance. The district also described broader community impacts following natural disasters that had strained local economic conditions and limited its financial capacity to meet required local match obligations.

The proposal aligned with long-term planning priorities to modernize facilities and support stable enrollment. Council members inquired about project scope, funding allocation, and facility utilization, particularly regarding existing buildings not currently in service.

○ *Questa – Alta Vista Combined School*

The superintendent of Questa Independent School District presented a proposal to construct a new combined school facility consolidating separate elementary and secondary campuses. The presentation highlighted aging infrastructure challenges, including failing boiler systems, outdated piping, and significant electrical hazards that posed operational risks.

The district emphasized safety concerns related to facility layout and access control, noting that current buildings lacked secure entry points and adequate supervision capabilities. The proposal aimed to improve safety, reduce maintenance costs, and achieve operational efficiencies through consolidation.

Financial considerations included a recently approved bond and a request for additional state funding support. Council members focused on district capacity to manage large-scale projects and strategies to improve maintenance tracking and reporting.

○ *Corona – Corona Combined School*

The acting superintendent of Corona Public Schools presented a request to construct a new combined K–12 campus to replace multiple aging buildings across a dispersed rural site. The proposal addressed widespread infrastructure failures, including structural deterioration, plumbing issues, water quality concerns, and safety hazards such as sinkholes and fire suppression failures.

The presentation emphasized the inefficiencies associated with maintaining multiple outdated facilities and the need for a centralized, modern campus to support both educational and community functions. Enrollment remained small but stable, reinforcing the need for a right-sized facility tailored to district demographics.

The district reported limited local financial capacity and requested a partial waiver of the local match requirement. Council members raised questions regarding voter support, prior funding attempts, and community engagement strategies related to failed levy initiatives.

○ *Jemez Mountain – Coronado Combined School*

The superintendent of Jemez Mountain Public Schools presented a request for funding to address significant facility deficiencies across the district’s campuses. The presentation emphasized the rural and geographically dispersed nature of the district, which serves both local communities and students residing on the Navajo Nation. The superintendent noted that the district had experienced recent enrollment growth, partially attributed to improved outreach efforts and expanded transportation services.

The superintendent explained that existing facilities, particularly at the main campus in Gallina, consisted of aging structures originally constructed in the 1960s with subsequent additions in later decades. These facilities were experiencing substantial deterioration, including foundation issues, water intrusion, and failing building systems. He highlighted that the campus was located in a low-lying area prone to moisture accumulation, which contributed to persistent structural and maintenance challenges.

Additional concerns included deficiencies in mechanical systems, unreliable water infrastructure, and outdated HVAC equipment that affected both instructional spaces and auxiliary facilities. The superintendent noted that these issues had resulted in repeated service interruptions, increased maintenance costs, and limitations on the district’s ability to provide appropriate educational environments. He further explained that the district had recently identified failures within its water system, including non-operational pumps that resulted in temporary school closures.

The proposal outlined plans for demolition of deteriorating structures and construction of new facilities designed to meet adequacy standards and support current educational programming. The superintendent emphasized the importance of accommodating the district’s strong career and technical education programming, which had expanded to include partnerships with higher education institutions and specialized instructional offerings. He indicated that current CTE programs were operating in inadequate spaces without proper heating or modern infrastructure.

The superintendent also highlighted the role of district facilities as critical community hubs, noting that school buildings regularly served as locations for public meetings, emergency response coordination, and community events. Given the limited availability of alternative facilities in the region, he emphasized that improvements would benefit not only students but the broader community as well.

Financially, the district reported securing local voter approval for a bond for the first time in district history, representing a significant milestone and demonstrating strong community support. However, the superintendent explained that available bonding capacity remained insufficient to fully address the district's extensive capital needs. As a result, the district requested a waiver of the local match requirement to enable project advancement.

Council members asked questions regarding maintenance capacity and prior facility management practices. The superintendent acknowledged previous challenges, including staffing limitations and insufficient tracking systems, but outlined corrective actions taken to improve maintenance oversight. These included restructuring personnel responsibilities, contracting additional support, and implementing updated reporting systems. The Council recognized the district's efforts to improve operational practices and its commitment to long-term planning. Discussion concluded with acknowledgment of the district's demonstrated need for facility replacement and the importance of continued coordination with the Public School Facilities Authority.

○ *House – House Combined School*

The superintendent of House Municipal Schools presented a comprehensive proposal for full facility replacement, citing a significant decline in building conditions and a high Facility Condition Index exceeding thresholds typically used to justify replacement. The superintendent noted that aging infrastructure, including structural failures and outdated systems, had reached a point where repairs were no longer cost-effective.

The presentation highlighted critical safety concerns, including a sinkhole beneath athletic facilities, deteriorating structural components, and non-functional systems affecting instructional spaces. The superintendent emphasized that the district's small enrollment should not diminish the importance of providing equitable access to safe and modern facilities.

In response to Council questions, the superintendent addressed challenges related to leadership continuity and maintenance capacity, noting that the district was actively building internal expertise and considering the use of external project management resources. Discussion also included clarification regarding student attendance patterns and the extent to which alternative or flexible learning arrangements affected facility utilization.

○ *Taos – Taos Middle School*

The superintendent of Taos Municipal Schools presented a proposal for the replacement of the district's middle school facility. The presentation highlighted the building's age, infrastructure limitations, and inability to support modern instructional practices. The proposed project aimed to right-size the facility to align with enrollment trends while improving instructional spaces and reducing long-term operational costs. The district also outlined efforts to ensure transparency through community oversight committees and emphasized its financial commitment through a recently approved bond. Council members requested clarification on cost estimates and project design considerations prior to further evaluation.

○ *SODA – School of Dreams Academy*

The superintendent of School of Dreams Academy presented a request for funding to replace an extensive campus composed of aging portable structures. He explained that while the school had achieved strong academic outcomes and sustained enrollment, its facilities no longer met adequacy standards and required significant annual expenditures for maintenance and repairs.

The proposal included construction of a new permanent facility and a request for a full waiver of the local match requirement. The superintendent noted that, as a state-authorized charter school, the district lacked access to traditional bonding mechanisms, making it difficult to generate local funding for capital improvements. He also described ongoing financial commitments related to a lease-purchase agreement for land and infrastructure.

Council members engaged in extensive discussion regarding the broader implications of funding charter school facilities, including concerns about precedent, funding equity, and long-term financial sustainability. Questions focused on the structure of the lease-purchase agreement, the role of local government support, and the potential for alternative funding strategies. The Council emphasized the need to balance immediate facility needs with policy considerations affecting future charter school requests.

**** Meeting Recessed and Reconvened***

The meeting was then recessed to allow for a lunch break, with the Council indicating it would resume in the afternoon to continue reviewing remaining presentations. The Chair formally called the meeting back to order, with a quorum present, and noted that the afternoon session would proceed with the remaining scheduled presentations.

o Santa Rosa – Santa Rosa Combined School

The superintendent of Santa Rosa Consolidated Schools presented a proposal to construct a new combined pre-K–12 facility, consolidating multiple aging school buildings into a single, centralized campus. He explained that current facilities, some of which dated back to the 1950s, were experiencing significant infrastructure failures, including roof leaks, plumbing deficiencies, and outdated mechanical systems.

The superintendent emphasized that the district had proactively updated its Facilities Master Plan in collaboration with the community, which ultimately supported the concept of a consolidated campus. He noted that maintaining multiple aging facilities was no longer sustainable, particularly given declining enrollment trends.

A unique aspect of the proposal included plans to repurpose an existing gymnasium by transferring ownership or responsibility to the municipality through a partnership agreement. This approach was intended to preserve community recreational space while maximizing available square footage for instructional purposes in the new facility. Council members asked questions regarding cost estimates, enrollment projections, and facility utilization. Additional discussion focused on how non-instructional spaces, such as early childhood programs and community health services, would be accommodated within or alongside the proposed facility.

o Espanola – Espanola Valley High School

The superintendent of Española Public Schools presented a request for funding to address significant facility deficiencies and modernize aging infrastructure across the district. The presentation focused on ongoing structural deterioration, including failing building systems, water infiltration, and outdated utilities that no longer supported instructional needs.

The superintendent emphasized that deferred maintenance and aging infrastructure had created escalating operational challenges, requiring frequent repairs and resulting in inefficient use of district resources. The proposal aimed to replace or significantly renovate facilities to ensure safe learning environments and improve operational efficiency. During the discussion, Council members raised questions regarding historical enrollment trends, facility utilization, and long-term planning strategies. The superintendent responded by outlining the district’s efforts to stabilize enrollment and optimize existing resources while pursuing capital improvements aligned with its Facilities Master Plan. Additional questions focused on cost projections and prioritization of projects within the district’s overall capital improvement strategy.

○ *Clovis – Clovis High School*

The superintendent of Clovis Municipal Schools presented a proposal focused on addressing facility modernization needs and supporting long-term educational programming within the district. The presentation emphasized that existing facilities, while functional, no longer fully supported modern instructional models or evolving programmatic needs.

The superintendent explained that the district sought to enhance learning environments through updated instructional spaces, improved building systems, and expanded capacity to support specialized programs. Particular attention was given to ensuring that facilities could accommodate current and future student populations while aligning with evolving educational standards.

Council members engaged in discussion regarding enrollment trends and facility utilization, recognizing Clovis as a district with relatively stable enrollment compared to other rural districts experiencing decline. Additional questions focused on cost projections and prioritization of facility improvements within the district's overall capital plan. The district affirmed its commitment to responsible financial planning and alignment with its Facilities Master Plan.

○ *Roswell – Roswell High School/Goddard High School*

The superintendent of Roswell Independent School District presented a request addressing multiple facility needs across the district, with an emphasis on safety, infrastructure reliability, and instructional adequacy. The presentation highlighted ongoing challenges associated with aging buildings, including mechanical system failures, structural concerns, and increased maintenance costs.

The district emphasized the importance of modernizing facilities to support academic programming and student safety. The superintendent noted that outdated infrastructure had resulted in recurring operational disruptions and limited the district's ability to efficiently deliver educational services.

Council members inquired about the district's long-term strategy for managing aging infrastructure, including whether facility replacement or phased renovation was the preferred approach. The superintendent explained that the district was evaluating both options within its Facilities Master Plan, prioritizing projects based on urgency, cost-effectiveness, and impact on student learning. Additional discussion focused on financial capacity and local funding commitments, with the district outlining its efforts to leverage bond funding and state support to address critical needs.

○ *Las Cruces – White Sands Combined School, Highland Elementary School, & Mayfield High School*

The superintendent of Las Cruces Public Schools presented a proposal focused on large-scale facility improvements and modernization efforts across the district. The presentation emphasized the size and complexity of the district, noting that infrastructure demands were significant due to both enrollment levels and the number of facilities in operation.

The superintendent highlighted the need to address aging building systems, improve instructional spaces, and ensure compliance with current safety and accessibility standards. Particular emphasis was placed on aligning facility improvements with programmatic goals, including expanded career and technical education offerings and enhanced instructional delivery models.

Council members asked questions regarding enrollment growth and facility capacity, recognizing Las Cruces as one of the larger districts in the state. The superintendent noted that while growth remained a factor, strategic planning efforts were focused on balancing expansion with modernization of existing facilities.

Discussion also included cost estimates and project prioritization, with Council members emphasizing the importance of ensuring accurate and consistent cost projections across statewide projects. The district affirmed its commitment to ongoing collaboration with the Public School Facilities Authority to refine project scopes and develop realistic cost estimates.

○ *Albuquerque – Mary Ann Binford Elementary School, Highland High School, & Eldorado High School*

Representatives from Albuquerque Public Schools presented requests related to facility improvements within the state’s largest school district. The presentation emphasized the scale of infrastructure needs across APS, including both aging facilities and the complexity of maintaining and upgrading a large and diverse portfolio of school buildings.

APS representatives highlighted challenges associated with maintaining older facilities, including system failures, deferred maintenance, and the need to align buildings with modern educational standards. The district emphasized that despite ongoing efforts to address maintenance needs, the scope of infrastructure demands required continued investment and prioritization.

The presentation also addressed efforts to improve efficiency through strategic planning, including identification of high-priority projects and alignment with the district’s Facilities Master Plan. Representatives noted that the district had made progress in addressing some deficiencies but continued to face significant needs.

Council members engaged in discussion regarding project prioritization within a large district context, asking how APS determined which facilities to address first. The district explained that prioritization was based on a combination of facility condition data, educational impact, and safety considerations.

Additional questions focused on cost estimates and funding strategies, with APS outlining its use of local bond funding in conjunction with state support to finance large-scale capital projects. The Council acknowledged the unique challenges faced by APS due to its size and emphasized the importance of continued coordination to ensure effective use of resources.

IV. Next PSCOC Meeting – June 3, 2026

Staff indicated that the next PSCOC meeting was tentatively scheduled for June 3, 2026, with additional scheduling details to be confirmed.

V. Adjourn

There being no further business, the meeting was adjourned at 3:57 p.m.

_____ Chair

_____ Date

**Please Note: Italic motions indicate amendments.*

I. Recertification of SSTBs

II. Presenter(s): Matthew Schimmel, Chief Financial Officer

III. Potential Motion:

Council approval to adopt the Resolution, Notification, Certification, and Reconciliation of unexpended bond proceeds as follows:

- **SSTB22SD 0001** – Decertifying the net amount of **(\$878,596)** to be used for other the PSCOC projects.
- **SSTB24SD 0001** – Certifying the net amount of **\$5,685,978** to be used for other the PSCOC projects.
- **SSTB25SB 0001** – Certifying the net amount of **\$1,776,175** to be used for other the PSCOC projects.

IV. Executive Summary:

Key Points:

The following recertifications of SSTBs are based on adjustments and awards:

SSTB22SD 0001 – Decertifying the net amount of **(\$878,596)**

Row Labels	Sum of Certifying	Sum of Decertifying
S24-013 Albuquerque – Highland HS		\$ 878,596.00
Grand Total		\$ 878,596.00

SSTB24SD 0001 – Certifying the net amount of **\$5,685,978**

Row Labels	Sum of Certifying	Sum of Decertifying
P23-007 Estancia ES	\$ 5,685,978.00	
Grand Total	\$ 5,685,978.00	

SSTB25SB 0001 – Certifying the net amount of **\$1,176,175**

Row Labels	Sum of Certifying	Sum of Decertifying
P15-006 Gallup-McKinley - Thoreau Teacher Housing		\$ 364,500.00
P21-005 Gallup-McKinley - Crownpoint HS Teacher Housing		\$ 350,924.00
P24-005 Springer - Combined	\$ 2,491,599.00	
Grand Total	\$ 2,491,599.00	\$ 715,424.00

Exhibit(s):

- A – Resolution and Worksheet SSTB22SD 0001
- B – Resolution and Worksheet SSTB24SD 0001
- C – Resolution and Worksheet SSTB25SB 0001

STATE OF NEW MEXICO
Public School Capital Outlay Council

RESOLUTION, NOTIFICATION AND CERTIFICATION

WHEREAS, money from the proceeds of severance tax bonds and supplemental severance tax bonds (“Bonds”) authorized pursuant to Sections 7-27-12.2 NMSA 1978 (the “Act”), is needed for the purpose of carrying out the provisions of the Public School Capital Outlay Act;

WHEREAS, the State Secretary of Public Education has certified that proceeds from the sale of the Bonds is necessary to make the distributions in the current fiscal year pursuant to Section 22-25-9 NMSA 1978 for the purpose of carrying out the provisions of the Public School Capital Improvements Act;

WHEREAS, money from the proceeds of the sale of the Bonds authorized in the Act is needed to make awards and expenditures pursuant to Section 22-24-4 & 22-24-5 NMSA 1978 for capital project grant assistance, lease payment assistance and related uses pursuant to the Public School Capital Outlay Act and;

WHEREAS, at its meeting on **June 11, 2026**, the Council adopted the resolution and certification set forth below:

NOW, THEREFORE, BE IT RESOLVED AND CERTIFIED THAT:

1. The Council certifies that **eight hundred seventy eight thousand five hundred ninety six dollars (\$878,596)** from the proceeds of Supplemental Severance Tax Note SSTB22SD 0001 are no longer needed for the projects for which they were issued.
 - a) S24-013 Albuquerque - Highland HS \$ - 878,596
2. **Six million six hundred eleven thousand nine hundred fifty six dollars (\$6,611,956)** remains uncommitted.

Dated: **June 11, 2026**

PUBLIC SCHOOL CAPITAL OUTLAY
COUNCIL

By: _____
Joe Guillen, Chair PSCOC

SSTB22SD - 0001 Reconciliation Worksheet

A05 - SSTB22SD 0001

June 11, 2026

A-Code	Description	Previously Certified	Pending Certification	Certified	Actual Budget (SHARE)	Pending Budget (SHARE)	Budgeted
1	Penasco - Penasco ES	\$ -		\$ -	\$ -		\$ -
2	Mountainair - Mountainair ES	\$ -		\$ -	\$ -		\$ -
3	Jemez Mountain - Gallinas ES	\$ -		\$ -	\$ -		\$ -
4	Pojoaque Valley - Pojoaque MS	\$ -		\$ -	\$ -		\$ -
5	Penasco - Penasco HS	\$ -		\$ -	\$ -		\$ -
6	Springer - Springer ES	\$ 3,612,681.00		\$ 3,612,681.00	\$ -		\$ -
7	A05P24001 Maxwell - Maxwell Combined	\$ 3,344,605.00		\$ 3,344,605.00	\$ 3,344,605.00		\$ 3,344,605.00
8	Central Consolidated - Tse'bit'ai MS	\$ 2,965,145.00		\$ 2,965,145.00	\$ 2,965,145.00		\$ 2,965,145.00
9	Pojoaque Valley - 6th Grade Academy	\$ -		\$ -	\$ -		\$ -
10	Penasco - Penasco MS	\$ -		\$ -	\$ -		\$ -
11	Silver - 6th Street ES	\$ -		\$ -	\$ -		\$ -
12	Bloomfield - Central Primary School	\$ -		\$ -	\$ -		\$ -
13	Mesa Vista - Mesa Vista Combo MS/HS	\$ -		\$ -	\$ -		\$ -
14	Jemez Mountain - Coronado Combo MS/HS	\$ -		\$ -	\$ -		\$ -
15	Quemado - Datil ES	\$ -		\$ -	\$ -		\$ -
16	Bloomfield - Naaba Ani ES	\$ -		\$ -	\$ -		\$ -
17	Melrose - Melrose Combined	\$ -		\$ -	\$ -		\$ -
18	Pecos - Pecos Combo MS/HS	\$ -		\$ -	\$ -		\$ -
19	Corona - Corona Combo	\$ -		\$ -	\$ -		\$ -
20	Chama Valley - Chama ES/MS	\$ -		\$ -	\$ -		\$ -
21	Cobre - Cobre HS	\$ -		\$ -	\$ -		\$ -
22	Hagerman - Hagerman Combo	\$ 22,796,762.00		\$ 22,796,762.00	\$ -		\$ -
23	Cobre - Snell MS	\$ -		\$ -	\$ -		\$ -
24	Tucumcari - Tucumcari MS	\$ -		\$ -	\$ -		\$ -
25	Cimarron - Cimarron HS	\$ -		\$ -	\$ -		\$ -
26	Rio Rancho - Mountain View MS	\$ -		\$ -	\$ -		\$ -
27	Gallup McKinley - Chee Didge ES	\$ -		\$ -	\$ -		\$ -
28	Lake Arthur - Lake Arthur Combo	\$ -		\$ -	\$ -		\$ -
29	Rio Rancho - Eagle Ridge MS	\$ -		\$ -	\$ -		\$ -
30	Clayton - Clayton HS	\$ -		\$ -	\$ -		\$ -
31	Hobbs - Stone ES	\$ -		\$ -	\$ -		\$ -
32	Cimarron - Eagle Nest ES/MS	\$ -		\$ -	\$ -		\$ -
33	Mora - Mora Combo	\$ -		\$ -	\$ -		\$ -
34	Mora - Holman ES	\$ -		\$ -	\$ -		\$ -
35	Vaughn - Vaughn Combo	\$ -		\$ -	\$ -		\$ -
36	Systems @7.5161% of TPC	\$ 2,893,095.00		\$ 2,893,095.00	\$ -		\$ -
37	S24-001 Deming - Columbus ES	\$ 2,596,200.00		\$ 2,596,200.00	\$ 2,596,200.00		\$ 2,596,200.00
38	S24-002 Deming - Memorial ES	\$ 2,036,873.00		\$ 2,036,873.00	\$ 2,036,873.00		\$ 2,036,873.00
39	S24-003 Gadsden - Alamo Building/Portables	\$ 1,000,900.00		\$ 1,000,900.00	\$ 1,000,900.00		\$ 1,000,900.00
40	S24 Albuquerque - Sandia HS	\$ 403,393.00		\$ 403,393.00	\$ 403,393.00		\$ 403,393.00
41	S24 Albuquerque - Osuna ES	\$ 187,091.00		\$ 187,091.00	\$ 187,091.00		\$ 187,091.00
42	A05S24013 S24-013 Albuquerque - Highland HS	\$ 878,596.00	\$ (878,596.00)	\$ -	\$ 878,596.00	\$ (878,596.00)	\$ -
43	S24 Albuquerque - S.Y. Jackson HS	\$ 1,449,688.00		\$ 1,449,688.00	\$ 1,449,688.00		\$ 1,449,688.00
44	S24 Albuquerque - Del Norte HS	\$ 350,060.00		\$ 350,060.00	\$ 350,060.00		\$ 350,060.00
45	S24 Albuquerque - Taft MS	\$ 1,431,380.00		\$ 1,431,380.00	\$ 1,431,380.00		\$ 1,431,380.00
46	S24 Albuquerque - Longfellow ES	\$ 1,803,608.00		\$ 1,803,608.00	\$ 1,803,608.00		\$ 1,803,608.00
47	S24 Albuquerque - Valley HS	\$ 546,803.00		\$ 546,803.00	\$ 546,803.00		\$ 546,803.00
48	S24 Albuquerque - Atrisco ES	\$ 237,934.00		\$ 237,934.00	\$ 237,934.00		\$ 237,934.00
49	S24 Albuquerque - Eisenhower MS	\$ 714,822.00		\$ 714,822.00	\$ 714,822.00		\$ 714,822.00
50	S24 Albuquerque - Monte Vista ES	\$ 479,150.00		\$ 479,150.00	\$ 479,150.00		\$ 479,150.00
51	S24 West Las Vegas Old Armijo Building	\$ 386,586.00		\$ 386,586.00	\$ 386,586.00		\$ 386,586.00
52	S24 Clovis - Marshall JHS	\$ 348,546.00		\$ 348,546.00	\$ 348,546.00		\$ 348,546.00
53	S24 Clovis - Sandia ES	\$ 105,102.00		\$ 105,102.00	\$ 105,102.00		\$ 105,102.00
54	S24 Los Alamos - Los Alamos HS	\$ 219,705.00		\$ 219,705.00	\$ 219,705.00		\$ 219,705.00
55	S24 Espanola - Demolition	\$ 71,429.00		\$ 71,429.00	\$ 71,429.00		\$ 71,429.00
56	S24 West Las Vegas - Luis Armijo ES	\$ 220,122.00		\$ 220,122.00	\$ 220,122.00		\$ 220,122.00
57	S24 Cimarron ES/MS	\$ 194,493.00		\$ 194,493.00	\$ 194,493.00		\$ 194,493.00
58	P24 Bernalillo - Algodones ES	\$ 845,526.00		\$ 845,526.00	\$ 845,526.00		\$ 845,526.00
59	H24-001 Central - Teacher Housing	\$ 2,200,000.00		\$ 2,200,000.00	\$ 2,200,000.00		\$ 2,200,000.00
60	P22-003 Los Alamos - Chamisa ES	\$ 50,078,401.00		\$ 50,078,401.00	\$ 50,078,401.00		\$ 50,078,401.00
61	S24-004 Texico Combined	\$ 532,286.00		\$ 532,286.00	\$ 532,286.00		\$ 532,286.00
62	P22-002 Mosquero Combined	\$ 51,386,457.00		\$ 51,386,457.00	\$ 51,386,457.00		\$ 51,386,457.00
63	P20-007 Des Moines Combined	\$ 52,506,929.00		\$ 52,506,929.00	\$ 52,506,929.00		\$ 52,506,929.00
64	FY24 CIMS eBuilder	\$ 224,638.00		\$ 224,638.00	\$ 224,638.00		\$ 224,638.00
65	FY24 FIMS Dude Solutions	\$ 352,000.00		\$ 352,000.00	\$ 352,000.00		\$ 352,000.00
66	P19-008 Los Lunas - Peralta ES	\$ 21,337,093.00		\$ 21,337,093.00	\$ 21,337,093.00		\$ 21,337,093.00
67	S20-005 San Jon - Combined	\$ 4,141,429.00		\$ 4,141,429.00	\$ 4,141,429.00		\$ 4,141,429.00
68	S22-019 Farmington - Piedra Vista HS	\$ 1,399,447.00		\$ 1,399,447.00	\$ 1,399,447.00		\$ 1,399,447.00
69	P20-010 Clovis - Barry ES	\$ 3,681,792.00		\$ 3,681,792.00	\$ 3,681,792.00		\$ 3,681,792.00
70	K22-001 Deming - My Little School	\$ 3,547,271.00		\$ 3,547,271.00	\$ 3,547,271.00		\$ 3,547,271.00
71	P24 Penasco Combined	\$ 3,757,110.00		\$ 3,757,110.00	\$ 3,757,109.00		\$ 3,757,109.00
72	S24 Melrose	\$ 2,400,000.00		\$ 2,400,000.00	\$ 2,400,000.00		\$ 2,400,000.00
73	S24 Clayton - Demolition	\$ 2,456,250.00		\$ 2,456,250.00	\$ 2,456,250.00		\$ 2,456,250.00
74	S24 Albuquerque - Demolition	\$ 376,446.00		\$ 376,446.00	\$ 376,446.00		\$ 376,446.00
75	P24 Artesia	\$ 1,182,001.00		\$ 1,182,001.00	\$ 1,182,001.00		\$ 1,182,001.00
76	House - Teacher Housing	\$ 430,888.00		\$ 430,888.00	\$ 430,888.00		\$ 430,888.00
77	PED FY25 SB-9	\$ 45,371,268.38		\$ 45,371,268.38	\$ 45,100,000.00		\$ 45,100,000.00
78	PED FY25 School Buses	\$ 29,200,000.00		\$ 29,200,000.00	\$ 29,200,000.00		\$ 29,200,000.00
79	FY25 LVCS - Memorial Middle School	\$ 1,500,000.00		\$ 1,500,000.00	\$ 1,500,000.00		\$ 1,500,000.00
80	PED FY25 Safety Summits	\$ 200,000.00		\$ 200,000.00	\$ 200,000.00		\$ 200,000.00
81	PED FY25 School Bus Cameras	\$ 547,500.00		\$ 547,500.00	\$ 547,500.00		\$ 547,500.00
82	PED Fueling Charging Stations for buses	\$ 1,500,000.00		\$ 1,500,000.00	\$ 1,500,000.00		\$ 1,500,000.00
83	S22-014 Las Cruces - Hermosa Heights ES	\$ 1,037,137.00		\$ 1,037,137.00	\$ 1,037,137.00		\$ 1,037,137.00
84	Subtotals	\$ 333,466,638.38	\$ (878,596.00)	\$ 332,588,042.38	\$ 303,892,741.00	\$ (878,596.00)	\$ 303,014,145.00
85	STB22SD Proceeds	\$ 339,200,000.00					
86	STB22SD Proceeds Uncertified	\$ 6,611,956.62					
87	STB22SD Proceeds Unbudgeted	\$ 36,185,855.00					

STATE OF NEW MEXICO
Public School Capital Outlay Council

RESOLUTION, NOTIFICATION AND CERTIFICATION

WHEREAS, money from the proceeds of severance tax bonds and supplemental severance tax bonds (“Bonds”) authorized pursuant to Sections 7-27-12.2 NMSA 1978 (the “Act”), is needed for the purpose of carrying out the provisions of the Public School Capital Outlay Act;

WHEREAS, the State Secretary of Public Education has certified that proceeds from the sale of the Bonds is necessary to make the distributions in the current fiscal year pursuant to Section 22-25-9 NMSA 1978 for the purpose of carrying out the provisions of the Public School Capital Improvements Act;

WHEREAS, money from the proceeds of the sale of the Bonds authorized in the Act is needed to make awards and expenditures pursuant to Section 22-24-4 & 22-24-5 NMSA 1978 for capital project grant assistance, lease payment assistance and related uses pursuant to the Public School Capital Outlay Act and;

WHEREAS, at its meeting on **June 11, 2026**, the Council adopted the resolution and certification set forth below:

NOW, THEREFORE, BE IT RESOLVED AND CERTIFIED THAT:

1. Exhibit A to the Resolution, Notification and Certification dated December 16, 2024 is amended to reauthorize **five million six hundred eighty five thousand nine hundred seventy eight dollars (\$5,685,978)** per the attached SSTB24SD 0001 Reconciliation worksheet for the following projects:
 - a) P23-007 Estancia ES \$ 5,685,978
2. **Twenty two million two hundred seven thousand three hundred eight dollars (\$22,207,308)** remains uncommitted.

Dated: **June 11, 2026**

PUBLIC SCHOOL CAPITAL OUTLAY
COUNCIL

By: _____
Joe Guillen, Chair PSCOC

SSTB24SD-0001 Reconciliation Worksheet
A09 - SSTB24SD 0001

June 11, 2026

A-Code	Description	Previously Certified	Pending Certification	Certified	Actual Budget (SHARE)	Pending Budget (SHARE)	Budgeted
	P20-003 Roswell - Mountain View	\$ 30,833,179.00		\$ 30,833,179.00	\$ -		\$ -
A09P23007	P23-007 Estancia - Estancia ES	\$ 10,958,091.00	\$ 5,685,978.00	\$ 16,644,069.00	\$ 10,958,091.00	\$ 5,685,978.00	\$ 16,644,069.00
A09P24014	P24-014 Albuquerque - Van Buren MS	\$ 5,469,979.00		\$ 5,469,979.00	\$ 5,469,979.00		\$ 5,469,979.00
	P23-002 Gallup-McKinley - Thoreau HS	\$ 54,624,638.00		\$ 54,624,638.00	\$ -		\$ -
	P24-001 Maxwell - Combined	\$ -		\$ -	\$ -		\$ -
A09S24019	S24-019 Los Alamos HS (Los Alamos)	\$ 606,818.00		\$ 606,818.00	\$ 606,818.00		\$ 606,818.00
A09P21001	P21-001 Zuni - TwinButtes HS, Zuni HS	\$ 3,721,063.00		\$ 3,721,063.00	\$ 3,721,063.00		\$ 3,721,063.00
A09P24005	P24-005 Springer - Teacher Housing	\$ 2,136,189.00		\$ 2,136,189.00	\$ 2,136,189.00		\$ 2,136,189.00
A09P25007	P25-007 Las Vegas ES/MS Combined	\$ 2,614,820.00		\$ 2,614,820.00	\$ 2,614,820.00		\$ 2,614,820.00
ZK5261	FY26-FY27 Supplemental Budget	\$ 2,500,000.00		\$ 2,500,000.00	\$ 2,500,000.00		\$ 2,500,000.00
A09S22012	S22-012 Las Cruces - East Picacho ES	\$ 2,841,142.00		\$ 2,841,142.00	\$ 2,841,142.00		\$ 2,841,142.00
	Subtotals	\$ 116,305,919.00	\$ 5,685,978.00	\$ 121,991,897.00	\$ 30,848,102.00	\$ 5,685,978.00	\$ 36,534,080.00
	SSTB24SD Proceeds	\$ 144,199,205.00					
	SSTB24SD Proceeds Uncommitted	\$ 22,207,308.00					
	SSTB24SD Proceeds Unbudgeted	\$ 107,665,125.00					

STATE OF NEW MEXICO
Public School Capital Outlay Council

RESOLUTION, NOTIFICATION AND CERTIFICATION

WHEREAS, money from the proceeds of severance tax bonds and supplemental severance tax bonds (“Bonds”) authorized pursuant to Sections 7-27-12.2 NMSA 1978 (the “Act”), is needed for the purpose of carrying out the provisions of the Public School Capital Outlay Act;

WHEREAS, the State Secretary of Public Education has certified that proceeds from the sale of the Bonds is necessary to make the distributions in the current fiscal year pursuant to Section 22-25-9 NMSA 1978 for the purpose of carrying out the provisions of the Public School Capital Improvements Act;

WHEREAS, money from the proceeds of the sale of the Bonds authorized in the Act is needed to make awards and expenditures pursuant to Section 22-24-4 & 22-24-5 NMSA 1978 for capital project grant assistance, lease payment assistance and related uses pursuant to the Public School Capital Outlay Act and;

WHEREAS, at its meeting on **June 11, 2026**, the Council adopted the resolution and certification set forth below:

NOW, THEREFORE, BE IT RESOLVED AND CERTIFIED THAT:

1. The Council certifies that **seven hundred fifteen thousand four hundred twenty four dollars (\$715,424)** from the proceeds of Supplemental Severance Tax Note SSTB25SB 0001 are no longer needed for the projects for which they were issued.
 - a) P15-006 Gallup-McKinley- Thoreau Teacher Housing \$ -364,500
 - b) P21-005 Gallup-McKinley- Crownpoint HS Teacher Housing \$ -350,924
2. Exhibit A to the Resolution, Notification and Certification dated June 12, 2025 is amended to reauthorize **two million four hundred ninety one thousand five hundred ninety nine dollars (\$2,491,599)** per the attached SSTB25SB 0001 Reconciliation worksheet for the following projects:
 - c) P24-005 Springer – Combined \$ 2,491,599
3. **Fifteen million forty thousand eight hundred nineteen dollars (\$15,040,819)** remains uncommitted.

Dated: **June 11, 2026**

PUBLIC SCHOOL CAPITAL OUTLAY
COUNCIL

By: _____
Joe Guillen, Chair PSCOC

SSTB25SB-0001 Reconciliation Worksheet

A10 - SSTB25SB 0001

June 11, 2026

A-Code	Description	Previously Certified	Pending Certification	Certified	Actual Budget (SHARE)	Pending Budget (SHARE)	Budgeted
1 A10P24001	P24-001 Maxwell - District	\$ 50,882,869.00		\$ 50,882,869.00	\$ 50,882,869.00		\$ 50,882,869.00
2	P12-006 Espanola - Velarde ES	\$ -		\$ -			\$ -
3	P15-006 Gallup-McKinley - Thoreau Teacher Housing	\$ 364,500.00	\$ (364,500.00)	\$ -			\$ -
4	P16-002 Espanola - Abiquiu Elementary School	\$ -		\$ -			\$ -
5 A10P19017	P19-017 Tularosa - Tularosa MS	\$ 37,918,021.00		\$ 37,918,021.00	\$ 37,918,021.00		\$ 37,918,021.00
6	P20-006 Roswell - Washington Avenue ES	\$ 2,488,106.00		\$ 2,488,106.00			\$ -
7	P21-005 Gallup-McKinley - Crownpoint HS Teacher Housing	\$ 350,924.00	\$ (350,924.00)	\$ -			\$ -
8	P23-008 Pojoaque - Pojoaque MS	\$ 36,519,600.00		\$ 36,519,600.00			\$ -
9	P24-005 Springer - Combined	\$ 47,200,240.00	\$ 2,491,599.00	\$ 49,691,839.00			\$ -
10	P24-004 Dexter - ES/MS	\$ 72,913,460.00		\$ 72,913,460.00			\$ -
11	S24-016 Clovis - Marshall JHS	\$ 3,136,916.00		\$ 3,136,916.00			\$ -
12	S24-017 Clovis - Sandia ES	\$ -		\$ -			\$ -
13	S24-021 West Las Vegas - Luis Armijo ES	\$ 1,981,099.00		\$ 1,981,099.00			\$ -
14	S25-001 Grants - Grants High School	\$ -		\$ -			\$ -
15	(2025) HB-450, Sec. 49, HED STEM Institute Construction (Albuquerque, Bern. County)	\$ 20,000,000.00		\$ 20,000,000.00			\$ -
16	(2025) HB-450, Sec. 50, PED Statewide Alternatively Fueled Vehicle Stations Construct	\$ 1,500,000.00		\$ 1,500,000.00			\$ -
17	(2025) HB-450, Sec. 51-1, SFIS Paolo Soleri Amp Construct (Santa Fe, Santa Fe County)	\$ 3,000,000.00		\$ 3,000,000.00			\$ -
18	(2025) HB-450, Sec. 51-2, Navajo Prep Schl Infra & Drainage Improve (Farmington, San Juan County)	\$ 3,000,000.00		\$ 3,000,000.00			\$ -
19 A25J3416	(2025) HB-450, Sec. 52, Statewide School Dist. Distributions (Security, CTE, Maintenance/Repair)	\$ 50,000,000.00		\$ 50,000,000.00	\$ 50,000,000.00		\$ 50,000,000.00
20	(2025) HB-002, Broadband Access and Expansion Program Transfer	\$ 650,000.00		\$ 650,000.00			\$ -
21	Broadband Access and Expansion Program	\$ 10,000,000.00		\$ 10,000,000.00			\$ -
22 A10CID26	CID/SFMO Inspections	\$ 300,000.00		\$ 300,000.00	\$ 300,000.00		\$ 300,000.00
23	Facilities Master Plan Assistance Awards	\$ 2,200,000.00		\$ 2,200,000.00	\$ 2,200,000.00		\$ 2,200,000.00
24 A10OPBUD26	FY26 PSFA Operating Budget	\$ 7,730,000.00		\$ 7,730,000.00	\$ 7,730,000.00		\$ 7,730,000.00
25 A10L26001	Lease Payment Assistance Awards	\$ 25,000,000.00		\$ 25,000,000.00	\$ 25,000,000.00		\$ 25,000,000.00
A10P22002	P22-002 Mosquero Combined School	\$ 1,500,000.00		\$ 1,500,000.00	\$ 1,500,000.00		\$ 1,500,000.00
26 A10E26000	FY26 Emergency Awards	\$ 1,000,000.00		\$ 1,000,000.00	\$ 1,000,000.00		\$ 1,000,000.00
27	Subtotals	\$ 379,635,735.00	\$ 1,776,175.00	\$ 381,411,910.00	\$ 176,530,890.00	\$ -	\$ 176,530,890.00
28							
29	SSTB25SB Proceeds	\$ 396,452,729.00					
30	SSTB25SB Proceeds Uncertified	\$ 15,040,819.00					
31	SSTB25SB Proceeds Unbudgeted	\$ 219,921,839.00					

I. FY27 Work Plan Timeline

II. Presenter(s): Marcos Trujillo, Executive Director
Aide Delgado, Council Support Specialist

III. Potential Motion:

Council approval to adopt the proposed FY27 PSCOC Work Plan Timeline (Scenario 1 - PSCOC and subcommittee meetings held every six weeks).

IV. Executive Summary:**Background:**

- *NMAC 6.27.1.8 paragraph A, the rule states in pertinent part: “At its first meeting of each fiscal year, the council will determine what notice to the public of its meetings is reasonable and will establish the schedule of its regular meetings.”*
- The rule does not indicate a minimum of PSCOC Meetings to be met.

Key Points:

The PSCOC Work Plan Timeline includes proposed meeting dates for all FY27 Subcommittee and PSCOC meetings. PSFA staff has developed a six week schedule scenario for consideration.

- *Scenario 1* – reflects a six-week cycle and proposes subcommittee meetings on Mondays (virtual) while keeping PSCOC meetings on Wednesdays (in-person). PSFA staff does not recommend any changes to the current meeting cycle schedule. The six-week cycle was effective over the past year, allowing staff to balance workload and bid schedules while also providing Council members additional time to review meeting packets. Additionally, staff incorporated an additional two months into FY28 to support school districts with bid and project planning.

PSCOC Member Feedback from Past Years:

- No meetings on Friday.
- Additional time with eBooks.
- More time between Subcommittees and the PSCOC meeting.
- Preferred Cycle by Most Members: 6-week cycle favored.

Staff Recommendation:

PSFA staff recommends Scenario 1 as the FY27 Work Plan Timeline. This approach strategically balances Council preparation needs with operational efficiency.

Exhibit(s):

A – FY27 PSCOC Work Plan Timeline (Scenario 1)

FY27 PSCOC Work Plan Timeline

QUARTER 1

July '26						
S	M	T	W	T	F	S
			1	2	3	4
5	6	7	8	9	10	11
12	13	14	15	16	17	18
19	20	21	22	23	24	25
26	27	28	29	30	31	

August '26						
S	M	T	W	T	F	S
						1
2	3	4	5	6	7	8
9	10	11	12	13	14	15
16	17	18	19	20	21	22
23	24	25	26	27	28	29
30	31					

September '26						
S	M	T	W	T	F	S
		1	2	3	4	5
6	7	8	9	10	11	12
13	14	15	16	17	18	19
20	21	22	23	24	25	26
27	28	29	30			

QUARTER 2

October '26						
S	M	T	W	T	F	S
				1	2	3
4	5	6	7	8	9	10
11	12	13	14	15	16	17
18	19	20	21	22	23	24
25	26	27	28	29	30	31

November '26						
S	M	T	W	T	F	S
1	2	3	4	5	6	7
8	9	10	11	12	13	14
15	16	17	18	19	20	21
22	23	24	25	26	27	28
29	30					

December '26						
S	M	T	W	T	F	S
		1	2	3	4	5
6	7	8	9	10	11	12
13	14	15	16	17	18	19
20	21	22	23	24	25	26
27	28	29	30	31		

QUARTER 3

January '27						
S	M	T	W	T	F	S
					1	2
3	4	5	6	7	8	9
10	11	12	13	14	15	16
17	18	19	20	21	22	23
24	25	26	27	28	29	30
31						

February '27						
S	M	T	W	T	F	S
	1	2	3	4	5	6
7	8	9	10	11	12	13
14	15	16	17	18	19	20
21	22	23	24	25	26	27
28						

March '27						
S	M	T	W	T	F	S
	1	2	3	4	5	6
7	8	9	10	11	12	13
14	15	16	17	18	19	20
21	22	23	24	25	26	27
28	29	30	31			

QUARTER 4

April '27						
S	M	T	W	T	F	S
				1	2	3
4	5	6	7	8	9	10
11	12	13	14	15	16	17
18	19	20	21	22	23	24
25	26	27	28	29	30	





May '27						
S	M	T	W	T	F	S
						1
2	3	4	5	6	7	8
9	10	11	12	13	14	15
16	17	18	19	20	21	22
23	24	25	26	27	28	29
30	31					

June '27						
S	M	T	W	T	F	S
		1	2	3	4	5
6	7	8	9	10	11	12
13	14	15	16	17	18	19
20	21	22	23	24	25	26
27	28	29	30			

Subcommittee
 PSCOC
 Holiday
 Legislative Session

FY28 PSCOC Work Plan Timeline

QUARTER 1	July '27							August '27						
	S	M	T	W	T	F	S	S	M	T	W	T	F	S
					1	2	3	1	2	3	4	5	6	7
	4	5	6	7	8	9	10	8	9	10	11	12	13	14
	11	12	13	14	15	16	17	15	16	17	18	19	20	21
	18	19	20	21	22	23	24	22	23	24	25	26	27	28
	25	26	27	28	29	30	31	29	30	31				

	Subcommittee		PSCOC		Holiday		Legislative Sessic
---	--------------	---	-------	---	---------	---	--------------------

I. FY27 Final wNMCI Ranking**II. Presenter(s):** Andrew Martinez, Facility Assessment Database Manager**III. Potential Motion:**

Council approval to release the FY27 Final wNMCI Ranking for use during the FY27 application cycle.

IV. Executive Summary:**Staff Recommendation:**

Approval to release the FY27 Final wNMCI Ranking based on criteria and weight factors previously adopted by the Council.

Key Points

- Per NMAC 6.27.8, the Public School Facilities Authority (PSFA) must produce data to determine the wNMCI annually.
- The Ranking is used to determine which schools have the greatest educational and facility deficiencies (needs) for the purposes of capital funding.
- The FY27 Final wNMCI Ranking is produced with input from PSFA assessors, school districts, facility master planners and in conjunction with CID via plan review of non-funded projects.
- *Schools under consideration for an award under the FY26 Cycle are included and are identified by an asterisk (*).* Following potential award at the 2026 June PSCOC Meeting, these schools will be removed from the FY27 wNMCI Final Ranking list and will be identified within the previously funded section of the ranking.
- ***Including*** FY26 applicants: Final wNMCI avg 30.06%; Final FCI avg 58.82%
- ***Excluding*** FY26 applicants: Final wNMCI avg 27.92%; Final FCI avg 57.35%
- The FY27 Final wNMCI Ranking will be released July 1, 2026.
- Data Updated between FY27 Preliminary and FY27 Final Ranking
 - Deming Public Schools – Chaparral ES, Mimbres Alt HS, Memorial ES
 - Rio Rancho Public Schools – Ernest Stapelton ES
 - Roswell – Sidney Gutierrez Charter MS (District Chartered)

Exhibit(s):

A – FY27 Final wNMCI Ranking – Sorted by Rank

B – FY27 Final wNMCI Ranking – Sorted by FCI

C – FY27 Final wNMCI Ranking – Sorted by District then School

D – Deficiency Categories and Associated Weight Factors

Rank	District	School Name	Gross Area (Sq. Ft.)	wNMCI
18-19-5	Gallup McKinley	Rocky View ES	51,897	69.42%
18-19-6	Belen	Jaramillo ES	55,341	67.65%
18-19-23	Tularosa	Tularosa MS	53,751	50.44%
18-19-27	Gallup McKinley	Red Rock ES	60,638	49.31%
18-19-28	Gallup McKinley	Tohatchi HS	125,277	49.27%
18-19-36	Las Vegas City	Sierra Vista ES	42,484	46.85%
18-19-38	Los Lunas	Peralta ES	48,555	46.18%
18-19-39	Roswell	Nancy Lopez ES	32,462	45.78%
18-19-82	Socorro	Raymond Sarracino MS	96,202	40.48%
18-19-121	West Las Vegas	Tony Serna Jr. ES (Systems)	29,841	37.21%
18-19-167	Magdalena	Magdalena Combo (Systems)	133,441	33.87%
19-20-1	Alamogordo	Chaparral MS	140,476	78.51%
19-20-2	Central Consolidated	Newcomb ES	67,467	69.30%
19-20-2	Central Consolidated	Newcomb HS	132,311	39.47%
19-20-2	Central Consolidated	Newcomb MS	50,536	33.64%
19-20-3	Roswell	Mountain View MS	68,270	63.15%
19-20-12	Roswell	Washington Avenue ES	41,208	51.58%
19-20-46	Des Moines	Des Moines Combo	70,404	42.98%
19-20-210	San Jon	San Jon Combo	83,728	29.72%
20-21-1	Zuni	Twin Buttes HS	21,638	64.53%
20-21-6	Carrizozo	Carrizozo Combo	93,179	53.02%
20-21-20	Zuni	Zuni HS	116,226	47.99%
20-21-20	Zuni	Zuni MS	77,852	41.99%
20-21-29	Gallup McKinley	Gallup HS (Systems)	259,312	46.29%
20-21-51	Hobbs	Heizer MS	87,148	41.94%
20-21-64	Las Cruces	Tombaugh ES (Systems)	78,092	40.97%
20-21-70	Gallup McKinley	Crownpoint HS	81,218	40.58%
20-21-96	Gallup McKinley	Navajo Pine HS	76,554	37.75%
20-21-100	Grants Cibola	Mesa View ES	55,574	37.47%
20-21-184	Las Cruces	Organ Mountain HS	283,606	32.78%
21-22-6	Raton	Longfellow ES	33,800	59.34%
21-22-6	Raton	Raton Intermediate	56,292	30.39%
21-22-6	Raton	Raton HS	108,302	33.17%
21-22-17	Gadsden	Gadsden MS	153,811	48.16%
21-22-39	Mosquero	Mosquero Combo	53,767	43.07%
21-22-60	Las Cruces	East Picacho ES (Systems)	63,480	40.49%
21-22-78	Los Alamos	Chamisa ES	49,091	38.67%
21-22-87	Los Lunas	Ann Parish ES	69,576	37.58%
21-22-95	Los Alamos	Pinon ES	45,894	37.09%
21-22-162	Las Cruces	Zia MS (Systems)	111,108	32.81%
21-22-199	T or C	Sierra ES (Systems)	25,462	30.66%
21-22-209	Las Cruces	Hermosa Heights ES (Systems)	74,193	30.09%
21-22-213	Farmington	Bluffview ES (Systems)	60,303	29.93%
21-22-243	Farmington	Apache ES (Systems)	58,978	28.06%
21-22-276	Portales	James ES (Systems)	58,732	26.23%
21-22-285	Tularosa	Tularosa Intermediate (Systems)	40,858	25.89%
21-22-298	Farmington	Piedra Vista HS (Systems)	249,819	25.18%
22-23-1	Gallup McKinley	Gallup Central Alternative HS	40,688	122.44%
22-23-3	Gallup McKinley	David Skeet ES	43,192	37.24%
22-23-6	Pojoaque Valley	Pojoaque MS	83,783	61.16%
22-23-10	Pojoaque Valley	Sixth Grade Academy	15,048	51.27%
22-23-27	Gallup McKinley	Thoreau HS	120,650	45.57%
22-23-59	Farmington	Mesa Verde ES	54,633	40.95%
22-23-61	Gadsden	Loma Linda (Systems)	59,682	40.52%
22-23-63	Estancia	Estancia Combo ES	79,522	39.39%
22-23-65	Farmington	Heights MS	89,398	39.86%
22-23-295	Gadsden	Sunland Park ES (Systems)	57,584	25.01%
22-23-336	Gallup McKinley	Indian Hills (Systems)	50,955	22.90%
23-24-3	Penasco	Penasco ES	60,496	74.13%
23-24-3	Penasco	Penasco HS	70,554	58.42%
23-24-3	Penasco	Penasco MS	30,569	49.06%
23-24-7	Bernalillo	Algodones ES	27,640	67.78%
23-24-17	Maxwell	Maxwell Combo	57,557	53.98%
23-24-14	Springer	Springer Combo ES	40,307	55.32%
23-24-19	Springer	Springer MS/HS	54,847	53.10%
23-24-21	Albuquerque	Taft MS (Systems)	121,557	40.08%
23-24-24	Central Consolidated	Tse'bit'ai MS	108,353	51.12%
23-24-26	Albuquerque	S.Y. Jackson ES (Systems)	57,042	48.71%
23-24-44	Albuquerque	Highland HS (Systems)	370,103	39.04%
23-24-47	Albuquerque	Longfellow ES (Systems)	48,444	52.08%
23-24-54	Albuquerque	Monte Vista ES (Systems)	59,817	35.39%
23-24-62	Melrose	Melrose Combo	113,523	41.90%
23-24-64	Hondo Valley	Hondo Combo	64,994	41.64%
23-24-71	Albuquerque	Sandia HS (Systems)	343,077	49.17%
23-24-75	Albuquerque	Valley HS (Systems)	325,495	36.54%
23-24-78	Albuquerque	Eisenhower MS (Systems)	135,922	39.58%
23-24-81	Dexter	Dexter MS	50,438	39.19%
23-24-83	Albuquerque	Duranos ES (Pre K)	55,343	39.07%
23-24-95	Albuquerque	Harrison MS	101,094	37.70%
23-24-100	Hagerman	Hagerman Combo	142,676	37.17%
23-24-107	Artesia	Roselawn ES	38,416	36.51%
23-24-133	Dexter	Dexter ES	80,345	33.68%
23-24-135	Albuquerque	Van Buren MS	112,829	33.51%
23-24-253	Cimarron	Cimarron ES/MS	55,457	26.98%
23-24-256	Clovis	Marshall Junior HS (Systems)	161,366	33.57%
23-24-268	West Las Vegas	Luis E. Armijo ES	42,893	25.89%
23-24-285	Los Alamos	Los Alamos HS (Systems)	280,624	25.14%
23-24-330	Texico	Texico Combo (Systems)	162,898	22.80%
23-24-421	Cuba	Cuba ES (Pre K)	41,143	18.21%
24-25-11	Silver	Cliff Combo ES/HS	70,603	59.37%

FY27 Final wNMCI Ranking
Sorted by Rank

24-25-37	Bloomfield	Central Primary School	93,491	82.92%
24-25-41	Grants Cibola	Grants HS (Systems)	248,339	46.00%
24-25-58	Bloomfield	Naaba Ani ES	84,713	42.05%
24-25-71	Bloomfield	Mesa Alta Junior HS	123,077	40.21%
24-25-88	Rio Rancho	Lincoln MS	133,154	37.51%
24-25-99	Rio Rancho	Rio Rancho HS	352,522	36.59%
24-25-122	Alamogordo	Alamogordo HS (Systems)	322,631	34.87%
24-25-163	Hatch Valley	Hatch Valley MS (Systems)	65,490	31.79%
24-25-169	Eunice	Eunice HS (Systems)	151,529	31.48%
24-25-213	Logan	Logan Combo (Systems)	88,929	28.88%
24-25-225	Silver	Harrison H. Schmitt ES (Systems)	70,405	28.02%
24-25-250	Silver	La Plata MS (Systems)	105,957	27.21%
24-25-253	Clayton	Clayton Jr HS and Kiser ES (Systems)	36,508	27.16%
24-25-300	Ruidoso	Ruidoso HS (Systems)	168,819	24.90%

Schools with "XX-XX-XX" rankings are projects that have received an award through a previous standards or systems-based award. The rank is formatted by award year followed by the rank from that award cycle.

Rank	District	School Name	Gross Area (Sq.Ft.)	wNMCI	Campus FCI
Schools under consideration for an award under the FY26 Cycle are included and are identified by an asterisk (*)					
OFFICIAL Statewide Average wNMCI: 30.06%; Statewide Average Cumulative FCI: 58.82%; Average wNMCI of Top 30: 74.65% (Includes FY26 Applicants) OFFICIAL Statewide Average wNMCI: 27.92%; Statewide Average Cumulative FCI: 57.35%; Average wNMCI of Top 30: 62.13% (Excludes FY26 Applicants)					
1	State Chartered Schools	*School of Dreams Academy Charter School	51,052	115.94%	85.54%
2	Tatum	Tatum Jr. HS	85,294	110.87%	88.03%
3	Alamogordo	High Rolls Mountain Park ES	12,613	110.58%	83.39%
4	Alamogordo	Sierra ES	46,136	108.22%	75.55%
5	Animas	*Animas ES	32,777	89.62%	82.82%
6	Mora	*Mora Combo School	135,376	89.22%	80.00%
7	Las Cruces	*Mayfield HS	269,115	86.73%	70.14%
8	Animas	*Animas MS / HS	62,440	82.69%	91.19%
9	Taos	*Taos MS	104,191	81.65%	76.63%
10	Alamogordo	Buena Vista ES	37,522	81.18%	76.61%
11	Jemez Mountain	Gallina ES	23,044	81.17%	90.67%
12	Tatum	Tatum ES	58,931	80.06%	82.64%
13	Questa	*Questa JH / HS	105,336	78.27%	76.81%
14	Jemez Mountain	*Coronado Combo MS / HS	90,399	76.05%	78.77%
15	Cobre	Cobre HS	147,341	67.30%	81.05%
16	Questa	*Alta Vista ES / INT Combo	64,154	67.09%	75.75%
17	Mountainair	*Mountainair ES	49,247	67.06%	68.00%
18	House	*House Combo	56,811	66.40%	77.13%
19	Las Cruces	Central ES	29,422	65.16%	70.42%
20	Roy	*Roy Combo	53,540	65.13%	72.71%
21	Clovis	iAcademy at Lincoln Jackson	31,242	62.59%	85.73%
22	Deming	Bell ES	35,008	61.65%	70.59%
23	Espanola	Velarde ES	23,628	61.14%	89.93%
24	Albuquerque	*Tomasita ES	60,696	60.78%	80.06%
25	Santa Rosa	*Santa Rosa ES	60,324	60.77%	76.68%
26	Albuquerque	Los Ranchos ES	58,241	60.57%	72.72%
27	Belen	Belen HS	277,892	60.26%	74.81%
28	Albuquerque	Garfield MS	97,619	59.38%	75.65%
29	Wagon Mound	Wagon Mound Combo ES / HS	59,086	58.26%	80.17%
30	Silver	*Sixth Street ES	41,188	57.62%	82.76%
31	Rio Rancho	Mountain View MS	124,402	56.64%	66.35%
32	Las Cruces	Jornada ES	68,129	56.30%	77.61%
33	State Chartered Schools	Amy Biehl Charter HS	57,162	55.22%	78.47%
34	Quemado	Quemado Combo ES / HS	69,226	54.96%	69.63%
35	Alamogordo	Mountain View MS	88,680	54.66%	77.49%
36	Gadsden	Chaparral MS	95,002	54.49%	72.33%
37	Albuquerque	Hoover MS	110,021	54.20%	80.30%
38	Espanola	Hernandez ES	37,827	54.14%	70.56%
39	Espanola	*Espanola Valley HS	188,295	54.11%	77.69%
40	Cloudcroft	Cloudcroft ES / MS	60,414	54.00%	60.82%
41	Taos	Taos HS	176,031	53.68%	69.10%
42	Cobre	San Lorenzo ES	21,202	53.48%	74.98%
43	Grants Cibola	Mount Taylor ES	78,577	53.41%	71.55%
44	Carlsbad	Sunset ES	40,644	53.32%	76.01%
45	Albuquerque	Eugene Field ES	54,897	53.02%	85.30%
46	Albuquerque	Griegos ES	42,893	52.96%	80.42%
47	Jemez Mountain	*Lybrook ES / MS	28,822	52.94%	62.64%
48	Albuquerque	John Adams MS	135,207	52.91%	84.82%
49	Albuquerque	Petroglyph ES	79,636	52.67%	80.50%
50	Las Cruces	*Highland ES	86,874	52.42%	80.65%
51	Las Cruces	*White Sands ES / MS	71,239	52.15%	74.81%
52	Albuquerque	Lyndon B. Johnson MS	165,860	51.97%	81.25%
53	Hobbs	Highland MS	109,395	51.70%	71.24%
54	T or C	*Truth or Consequences MS	70,279	51.62%	74.46%
55	Los Lunas	Raymond Gabaldon ES	53,196	51.49%	84.96%
56	Alamogordo	North Elementary ES	35,939	51.32%	81.40%
57	West Las Vegas (District Charter)	*Rio Gallinas Charter School	16,849	51.21%	82.60%
58	Quemado	Datil ES	11,286	50.76%	78.96%
59	State Chartered Schools	San Diego Riverside Charter	15,826	50.68%	92.47%
60	Espanola	Abiquiu ES	24,562	50.42%	76.71%
61	Roswell	*Roswell HS	232,713	50.38%	80.01%
62	Mesa Vista	*Mesa Vista Combo MS / HS	52,466	50.13%	76.16%
63	Rio Rancho	*Eagle Ridge MS	127,932	50.02%	66.81%
64	Albuquerque	*Grant MS	124,261	49.87%	72.01%
65	Hobbs	Houston MS	113,618	49.53%	66.69%
66	Albuquerque	Kennedy MS	101,572	49.36%	77.42%
67	Albuquerque	*Washington MS	94,558	48.95%	80.56%
68	Espanola	Chimayo ES	35,027	48.54%	73.79%
69	Chama Valley	Chama ES / MS	42,244	48.29%	77.29%

FY27 Final wNMCI Ranking
Sorted by Rank

Rank	District	School Name	Gross Area (Sq.Ft.)	wNMCI	Campus FCI
70	State Chartered Schools	Aldo Leopold Charter	10,078	48.22%	68.90%
71	Albuquerque	Mary Ann Binford ES	86,658	48.14%	75.35%
72	Carlsbad	Early Childhood Education Center	51,854	48.00%	66.42%
73	State Chartered Schools	Dream Dine	4,144	47.89%	87.05%
74	Albuquerque	Cleveland MS	108,159	47.89%	79.99%
75	Cobre	Snell MS	81,821	47.65%	80.93%
76	Albuquerque	Montezuma ES	60,763	47.60%	75.35%
77	Grants Cibola	San Rafael ES	29,301	47.49%	74.53%
78	Hobbs	Taylor ES	41,784	47.40%	83.66%
79	Albuquerque	Polk MS	94,913	47.19%	76.56%
80	Las Vegas City	Mike Mateo Sena ES	18,242	47.16%	69.64%
81	Albuquerque	Armijo ES	60,109	47.11%	73.80%
82	Albuquerque	*Hubert Humphrey ES	60,450	46.92%	76.83%
83	Artesia	Park Junior HS	127,921	46.54%	79.67%
84	Central Consolidated	Shiprock HS	221,393	46.36%	72.59%
85	Albuquerque	Matheson Park ES	42,637	46.36%	75.35%
86	Santa Rosa	*Santa Rosa HS	108,053	46.32%	75.99%
87	Gallup McKinley	Chee Dodge ES	54,319	46.22%	60.21%
88	Moriarty / Edgewood	Edgewood MS	108,780	46.10%	68.34%
89	Espanola	James Rodriguez ES	61,765	45.84%	65.47%
90	Albuquerque	*Eldorado HS	337,832	45.81%	75.00%
91	Albuquerque	*Pajarito ES	76,032	45.78%	78.80%
92	Albuquerque	Roosevelt MS	102,436	45.35%	78.05%
93	Albuquerque	Taylor MS	112,880	45.34%	79.58%
94	Gadsden	Alta Vista Early College HS	16,608	45.33%	77.60%
95	Farmington	Rocinante HS	26,876	44.92%	79.97%
96	Lovington	Lovington HS	218,024	44.83%	68.06%
97	Albuquerque	*Double Eagle ES	67,107	44.61%	79.77%
98	Albuquerque	Lew Wallace ES	37,090	44.48%	80.73%
99	Mora	Holman ES	19,991	44.19%	68.59%
100	Albuquerque	School on Wheels Alternative School	16,408	44.14%	86.84%
101	Albuquerque	Seven Bar ES	86,629	44.14%	68.12%
102	Albuquerque	La Cueva HS	384,273	44.04%	79.74%
103	Elida	Elida ES	17,245	43.95%	68.66%
104	Santa Fe	E.J. Martinez ES	47,873	43.92%	72.74%
105	Espanola	San Juan ES	46,665	43.91%	70.93%
106	Silver	*Jose Barrios ES	37,850	43.91%	81.13%
107	Las Cruces	*Cesar Chavez ES	72,572	43.90%	72.22%
108	Las Cruces	Picacho MS	133,412	43.77%	77.91%
109	Carlsbad	P.R. Leyva MS	165,515	43.73%	71.44%
110	Santa Rosa	Rita Marquez / Anton Chico Combo	23,112	43.70%	41.00%
111	Pecos	Pecos Combo MS / HS	127,353	43.58%	69.17%
112	Albuquerque	Freedom HS	42,972	43.55%	80.30%
113	Carlsbad	Alta Vista MS	122,804	43.36%	74.10%
114	Grants Cibola	Seboyeta ES	16,620	43.34%	81.96%
115	Las Cruces	Vista MS	110,532	43.33%	78.98%
116	Roswell	*Goddard HS	227,709	43.32%	69.12%
117	Tucumcari	Tucumcari MS	79,804	43.22%	68.83%
118	Las Cruces	Sunrise ES	63,608	43.12%	83.21%
119	Albuquerque	Los Padillas ES	52,066	43.01%	70.71%
120	Deming (District Charter)	Cesar Chavez Charter High School	24,664	42.94%	62.87%
121	Artesia	Yeso ES	58,866	42.80%	71.07%
122	Las Cruces	Mesilla Park ES	59,648	42.68%	82.29%
123	Carlsbad	Carlsbad Enrichment Center	16,170	42.67%	71.57%
124	Moriarty / Edgewood	Route 66 ES	69,595	42.56%	73.08%
125	Albuquerque	Mitchell ES	56,493	42.35%	79.76%
126	Albuquerque	Carlos Rey ES	100,865	42.03%	75.31%
127	Albuquerque	La Luz ES	52,532	41.93%	72.52%
128	Pecos	Pecos ES	65,888	41.82%	66.22%
129	Albuquerque	*Chamiza ES	71,388	41.80%	73.49%
130	Clayton	Alvis ES	33,360	41.56%	59.75%
131	Albuquerque	Kirtland ES	58,038	41.47%	76.77%
132	Albuquerque	Albuquerque HS	325,197	41.27%	71.59%
133	Clovis	*Clovis HS	319,139	41.21%	71.67%
134	Albuquerque	Ernie Pyle MS	127,404	41.06%	64.81%
135	Albuquerque (District Charter)	El Camino Real Academy Charter School	66,122	40.97%	74.66%
136	Bloomfield	Blanco ES	48,030	40.97%	67.71%
137	Bernalillo	Cochiti ES / MS	65,726	40.95%	68.34%
138	New Mexico Military Institute	New Mexico Military Institute	869,493	40.89%	66.37%
139	Dulce	Dulce ES	68,400	40.78%	66.77%
140	Albuquerque	McKinley MS	101,091	40.56%	70.23%
141	Las Cruces	*Conlee ES	68,631	40.53%	78.56%
142	Las Vegas City	Robertson HS	146,293	40.50%	67.07%
143	Albuquerque	San Antonito ES	56,317	40.47%	75.38%
144	Albuquerque	Alameda ES	46,034	40.46%	74.11%
145	Las Cruces	Sierra MS	128,319	40.43%	69.49%
146	Las Cruces	MacArthur ES	51,178	40.31%	81.49%
147	Pojoaque Valley	Pojoaque HS	177,946	40.19%	69.46%
148	Albuquerque	Jefferson MS	138,023	40.13%	74.50%
149	Alamogordo	La Luz ES	43,550	39.95%	69.62%
150	Roswell	University High School	58,034	39.76%	73.74%
151	Albuquerque	Emerson ES	76,682	39.67%	73.70%
152	Roswell	Roswell Early College High School	16,200	39.50%	82.52%
153	Hobbs	Jefferson ES	43,070	39.28%	65.15%
154	Silver	*G.W. Stout ES	66,092	39.12%	62.55%
155	Albuquerque	A Montoya ES	67,804	39.04%	66.45%
156	Aztec	*Vista Nueva Alternative HS	15,868	38.77%	71.59%
157	Albuquerque	*Barcelona ES	75,125	38.70%	76.07%
158	Espanola	Dixon ES	19,781	38.59%	74.03%

FY27 Final wNMCI Ranking
Sorted by Rank

Rank	District	School Name	Gross Area (Sq.Ft.)	wNMCI	Campus FCI
159	Pojoaque Valley	Pablo Roybal ES	81,561	38.57%	66.49%
160	Albuquerque	*New Futures Alternative HS	45,258	38.54%	66.88%
161	Farmington	Mesa View MS	102,822	38.50%	71.30%
162	Albuquerque	*Edmund G. Ross ES	64,953	38.36%	68.90%
163	Central Consolidated	Kirtland Central HS	196,722	38.33%	62.81%
164	Dulce	Dulce MS	93,800	38.32%	74.70%
165	Farmington	Esperanza ES	76,390	38.28%	71.94%
166	Albuquerque	Edward Gonzales ES	79,848	38.21%	61.96%
167	Capitan	Capitan ES	48,390	38.18%	68.58%
168	Albuquerque	Hodgin ES	76,597	38.10%	79.83%
169	Cuba	Cuba MS	37,324	37.93%	69.57%
170	Albuquerque (District Charter)	Public Academy For Performing Arts Charter School	46,929	37.93%	81.03%
171	Capitan	*Capitan Combo MS / HS	77,759	37.93%	56.10%
172	State Chartered Schools	La Academia Dolores Huerta	23,574	37.92%	79.69%
173	Albuquerque	*Kit Carson ES	70,487	37.88%	75.51%
174	Lovington	Lea ES	52,782	37.82%	76.65%
175	Gallup McKinley	Gallup MS	83,397	37.70%	72.62%
176	Belen	Belen MS	124,106	37.67%	69.37%
177	Albuquerque	La Mesa ES	85,468	37.63%	78.44%
178	Portales	Portales HS	196,821	37.59%	78.06%
179	West Las Vegas	*Union Street ES	15,320	37.56%	57.04%
180	Albuquerque (District Charter)	NM International Charter School	66,076	37.54%	77.48%
181	Albuquerque	*Dennis Chavez ES	83,107	37.48%	69.53%
182	State Chartered Schools	Alma d' Arte Charter High School	47,308	37.37%	75.76%
183	Albuquerque	West Mesa HS	352,222	37.29%	72.67%
184	Hobbs	Mills ES	50,894	37.25%	77.87%
185	Albuquerque	East San Jose ES	67,812	37.09%	72.74%
186	Albuquerque	*Hayes MS	103,210	36.97%	74.81%
187	Santa Fe	Mandela International Magnet School	53,011	36.94%	63.26%
188	Albuquerque	Bandelier ES	81,808	36.81%	73.38%
189	Las Vegas City	*Memorial MS	21,158	36.75%	68.19%
190	Cimarron	Eagles Nest ES / MS Combo	61,771	36.74%	68.19%
191	Albuquerque	Sierra Vista ES	72,633	36.59%	77.36%
192	Belen	La Merced ES	67,286	36.53%	65.68%
193	Albuquerque	Lowell ES	51,882	36.37%	67.93%
194	Los Lunas	Los Lunas ES	65,612	36.29%	74.51%
195	Hobbs	Hobbs HS	447,721	36.19%	59.47%
196	Hobbs	Booker T Washington ES	32,331	36.00%	79.92%
197	Las Cruces	Lynn MS	119,646	35.94%	57.76%
198	Vaughn	Vaughn Combo	64,183	35.86%	71.19%
199	Albuquerque	Lavaland ES	75,939	35.51%	54.08%
200	Clovis	Sandia ES	61,343	35.43%	73.15%
201	Corona	*Corona Combo	62,101	35.43%	72.85%
202	Albuquerque	Governor Bent ES	63,840	35.38%	71.85%
203	Santa Fe	Acequia Madre ES	22,275	35.30%	75.16%
204	Albuquerque	*Desert Ridge MS	159,768	35.26%	69.87%
205	Santa Rosa	*Santa Rosa MS	46,151	35.22%	64.50%
206	State Chartered Schools	South Valley Preparatory Charter School	21,006	35.18%	73.50%
207	Las Cruces	Sonoma ES	92,622	34.93%	56.76%
208	Deming	*Ruben S Torres ES	70,638	34.90%	57.54%
209	Moriarty / Edgewood	South Mountain ES	48,520	34.87%	62.54%
210	Rio Rancho	Ernest Stapleton ES	89,380	34.85%	62.04%
211	Grants Cibola	Milan ES	60,902	34.79%	61.75%
212	Albuquerque (District Charter)	Siembra Leadership Charter HS	18,072	34.66%	55.92%
213	State Chartered Schools	The Masters Program	12,740	34.56%	71.08%
214	Central Consolidated	Kirtland ES	94,041	34.51%	65.61%
215	Rio Rancho	*Enchanted Hills ES	96,756	34.49%	70.12%
216	Roswell	Monterrey ES	53,301	34.43%	75.24%
217	Gadsden	La Union ES	58,785	34.42%	66.89%
218	Albuquerque	Jimmy Carter MS	162,534	34.41%	65.42%
219	Las Cruces	Camino Real MS	119,911	34.32%	71.31%
220	Albuquerque	Bel-Air ES	62,610	34.10%	72.18%
221	Deming	Early College HS	11,240	34.10%	66.50%
222	Hobbs	*College Lane ES	58,579	34.09%	76.30%
223	Bernalillo	Bernalillo MS	104,085	34.00%	64.75%
224	Las Cruces	Booker T. Washington ES	69,084	33.97%	77.83%
225	Los Lunas	Valencia MS	104,470	33.96%	70.31%
226	Los Lunas	Century Alternative High	51,045	33.94%	66.41%
227	Bloomfield	Bloomfield HS	261,579	33.73%	64.93%
228	Tularosa	Tularosa ES	58,140	33.66%	78.38%
229	Albuquerque	*Apache ES	86,346	33.66%	67.79%
230	Clayton	Clayton HS	85,730	33.65%	69.08%
231	Dexter	Dexter HS	97,879	33.64%	72.30%
232	Albuquerque	Alamosa ES	77,780	33.61%	73.89%
233	Las Cruces	Mesilla ES	48,276	33.55%	76.35%
234	Cobre	Hurley ES	36,850	33.49%	69.22%
235	Las Cruces	Alameda ES	52,766	33.40%	76.54%
236	Los Lunas	Tome ES	65,797	33.32%	74.52%
237	Albuquerque (District Charter)	Digital Arts And Technology Academy	51,210	33.30%	68.71%
238	Albuquerque	Adobe Acres ES	73,283	33.26%	67.65%
239	Las Cruces	Valley View ES	69,103	33.15%	73.31%
240	Lake Arthur	Lake Arthur Combo	89,414	33.15%	68.08%
241	Belen	Gil Sanchez ES	59,416	32.94%	70.06%
242	State Chartered Schools	Roots and Wings Community Charter School	8,048	32.91%	57.12%
243	Albuquerque	Mark Twain ES	66,782	32.74%	71.76%
244	Lovington	Taylor MS	96,980	32.70%	61.77%
245	Albuquerque	Mission Avenue ES	62,891	32.64%	76.96%
246	Deming	*Chaparral ES	59,873	32.63%	47.77%
247	Hobbs	Edison ES	34,380	32.62%	71.03%

FY27 Final wNMCI Ranking
Sorted by Rank

Rank	District	School Name	Gross Area (Sq.Ft.)	wNMCI	Campus FCI
248	Taos	Ranchos de Taos ES	68,163	32.53%	71.36%
249	Carlsbad	Carlsbad HS	384,427	32.51%	64.11%
250	Tucumcari	Tucumcari ES	102,451	32.45%	51.70%
251	Dulce	Dulce HS	144,209	32.42%	58.14%
252	Hobbs	Sanger ES	41,920	32.37%	72.48%
253	Floyd	Floyd Combo	71,876	32.36%	70.18%
254	Albuquerque	Corrales ES	62,167	32.25%	67.64%
255	Carlsbad (District Charter)	Jefferson Montessori Academy	30,698	32.10%	73.35%
256	Silver	Silver HS	193,219	32.05%	68.45%
257	Portales	Portales Jr HS	99,761	31.94%	57.65%
258	Hobbs	Will Rodgers ES	58,745	31.88%	64.78%
259	Albuquerque	Whittier ES	66,163	31.87%	70.05%
260	Albuquerque	Monte Vista ES	45,511	31.85%	28.32%
261	Gadsden	Riverside ES	70,032	31.76%	68.59%
262	Albuquerque	McCullum ES	70,311	31.70%	68.16%
263	Gadsden	Desert Trails ES	67,886	31.64%	66.30%
264	Albuquerque	Zuni ES	50,719	31.30%	66.96%
265	Portales	Valencia ES	69,824	31.28%	60.72%
266	Albuquerque	*Chaparral ES	112,890	31.21%	66.57%
267	Santa Fe	Early College Opportunities HS	84,579	31.10%	53.59%
268	Albuquerque	Douglas MacArthur ES	42,804	31.07%	71.75%
269	Albuquerque	Cibola HS	380,440	31.06%	64.53%
270	Aztec	Park Avenue ES	70,526	31.04%	71.46%
271	Espanola	Los Ninos Kindergarten ES	24,557	31.01%	56.59%
272	Hobbs	Coronado ES	50,378	31.01%	67.08%
273	West Las Vegas	*Valley Combo ES/MS	65,746	31.01%	70.15%
274	Gadsden	Santa Teresa MS	127,520	30.98%	73.05%
275	Roswell	Sunset ES	40,730	30.93%	67.28%
276	Bloomfield	Bloomfield Early Childhood Center	58,219	30.89%	72.92%
277	Albuquerque	Madison MS	111,398	30.85%	70.56%
278	Lovington	Jefferson ES	61,987	30.80%	52.90%
279	Artesia	Grand Heights Early Childhood ES	59,680	30.79%	47.74%
280	State Chartered Schools	New Mexico Academy for The Media Arts	34,180	30.72%	69.28%
281	Albuquerque (District Charter)	Mountain Mohogany Community Charter School	16,115	30.61%	64.24%
282	Rio Rancho	Rio Rancho ES	82,916	30.58%	63.99%
283	Los Lunas	Los Lunas Family School	2,784	30.57%	69.09%
284	Elida	Elida MS / HS	52,809	30.49%	65.45%
285	Estancia	Estancia HS	107,802	30.49%	63.40%
286	Aztec	McCoy Avenue ES	67,881	30.48%	66.07%
287	Hatch Valley	Garfield ES	33,720	30.45%	67.44%
288	Jemez Valley	Jemez Valley ES	37,133	30.44%	80.01%
289	Clovis	Yucca Junior HS	112,979	30.22%	63.76%
290	State Chartered Schools	Explore Academy Charter School - Las Cruces	45,524	30.21%	46.53%
291	Hobbs	*Stone ES	51,340	30.15%	63.69%
292	Lovington	Ben Alexander ES	54,998	30.15%	66.30%
293	Albuquerque	Zia ES	68,717	30.14%	69.11%
294	T or C	Truth or Consequences ES	65,312	30.09%	50.92%
295	Artesia	Penasco ES	13,598	30.04%	59.23%
296	Lordsburg	Dugan Tarango MS	44,320	29.94%	61.19%
297	Rio Rancho	Maggie Cordova ES	86,782	29.76%	64.79%
298	Albuquerque (District Charter)	Mark Armijo Academy Charter School	19,104	29.71%	65.57%
299	Albuquerque	Manzano Mesa ES	80,367	29.46%	64.66%
300	Santa Fe	Wood-Gormley ES	50,069	29.45%	67.43%
301	Las Cruces	Dona Ana ES	67,708	29.44%	74.13%
302	Central Consolidated	Mesa ES	70,137	29.43%	73.92%
303	Gadsden	Santa Teresa ES	70,522	29.34%	64.07%
304	Jemez Valley	Jemez Valley MS	34,354	29.34%	69.66%
305	Lovington	New Hope Alternative HS	10,752	29.31%	56.16%
306	Artesia	Zia Intermediate	112,458	29.29%	71.51%
307	Albuquerque	Rio Grande HS	474,510	29.13%	61.13%
308	Albuquerque	Sombra del Monte ES	60,091	29.07%	67.79%
309	Albuquerque	Wilson MS	127,846	29.02%	64.70%
310	Albuquerque	Chelwood ES	75,958	28.96%	63.24%
311	Albuquerque	Hawthorne ES	69,678	28.96%	63.71%
312	Las Cruces	Rio Grande Preparatory Institute	44,986	28.95%	70.97%
313	Albuquerque	James Monroe MS	161,713	28.95%	66.55%
314	Central Consolidated	Ojo Amarillo ES	77,104	28.91%	58.92%
315	Hatch Valley	Rio Grande ES	39,536	28.89%	65.78%
316	Albuquerque	Alvarado ES	50,962	28.84%	72.55%
317	Albuquerque	Collet Park	57,961	28.73%	63.41%
318	State Chartered Schools	Albuquerque School of Excellence Charter School	88,738	28.63%	35.66%
319	Jemez Valley	Jemez Valley HS	85,411	28.55%	64.41%
320	Bloomfield	Charlie Y. Brown HS	19,503	28.50%	72.13%
321	Aztec	Lydia Rippey ES	73,608	28.44%	66.24%
322	Fort Sumner	Fort Sumner Combo	128,689	28.35%	65.05%
323	Artesia	Artesia HS	283,192	28.30%	65.68%
324	Socorro	Socorro HS	134,209	28.27%	57.04%
325	Clovis	Mesa ES	60,402	28.27%	62.94%
326	Albuquerque	Onate ES	57,457	28.24%	55.99%
327	Albuquerque	Bellhaven ES	51,079	28.09%	65.66%
328	Carlsbad	Carlsbad Early College HS	19,194	28.07%	52.92%
329	State Chartered Schools	The Montessori Academy	40,412	28.06%	70.40%
330	Rio Rancho	Colinas del Norte ES	97,285	28.01%	62.45%
331	Moriarty / Edgewood	Moriarty ES	74,086	27.97%	65.00%
332	Albuquerque	Osuna ES	55,035	27.91%	61.16%
333	Los Lunas	Katherine Gallegos ES	67,734	27.80%	70.02%
334	Albuquerque	Reginald Chavez ES	54,078	27.70%	58.56%
335	Aztec (District Charter)	Mosaic Academy Charter School	18,868	27.60%	57.98%
336	Cimarron	Cimarron HS	50,311	27.59%	62.40%

FY27 Final wNMCI Ranking
Sorted by Rank

Rank	District	School Name	Gross Area (Sq.Ft.)	wNMCI	Campus FCI
337	Cobre	Bayard ES	58,004	27.57%	66.64%
338	Central Consolidated	Nizhoni ES	71,281	27.51%	63.27%
339	Albuquerque	Manzano HS	336,230	27.51%	60.44%
340	Albuquerque (District Charter)	Robert F. Kennedy Charter High School	75,266	27.43%	57.67%
341	State Chartered Schools	*McCurdy Charter School	73,618	27.37%	53.45%
342	Ruidoso	*White Mountain ES	88,655	27.28%	58.10%
343	Aztec	Aztec HS	228,913	27.26%	64.23%
344	State Chartered Schools	Monte Del Sol Charter School	32,742	27.22%	58.04%
345	Albuquerque	Painted Sky ES	99,305	27.17%	74.88%
346	Lovington	Llano ES	67,072	27.14%	55.21%
347	Farmington	Ladera del Norte ES	61,239	27.13%	67.01%
348	Los Lunas	Desert View ES	60,350	27.04%	72.26%
349	Las Cruces	Desert Hills ES	94,676	27.02%	51.98%
350	Belen	La Promesa ES	58,622	26.91%	63.03%
351	Albuquerque	Susie Rayos Marmon ES	102,871	26.88%	52.77%
352	State Chartered Schools	Vista Grande Charter High School	12,436	26.83%	61.19%
353	Albuquerque	Inez ES	60,339	26.82%	63.54%
354	Santa Fe	Edward Ortiz MS	109,018	26.80%	55.28%
355	State Chartered Schools	Walatowa Charter High School	16,331	26.77%	73.15%
356	Taos	Arroyos del Norte ES	37,375	26.58%	54.53%
357	Las Cruces	University Hills ES	65,583	26.53%	69.50%
358	Santa Fe	Santa Fe HS	288,616	26.51%	61.74%
359	Clovis	Barry ES	56,406	26.40%	48.55%
360	Rio Rancho	Martin Luther King Jr. ES	97,766	26.25%	62.24%
361	Santa Fe	Francis X. Nava ES	37,072	26.17%	70.18%
362	Gallup McKinley	Tobe Turpen ES	50,322	26.13%	52.84%
363	Taos	Enos Garcia ES	104,043	26.08%	62.94%
364	Farmington	McCormick ES	69,145	26.01%	53.59%
365	Farmington	Animas ES	57,043	25.93%	63.53%
366	Las Cruces	Mesilla Valley Leadership Academy	16,190	25.93%	63.86%
367	Albuquerque	Valle Vista ES	69,270	25.86%	61.40%
368	Roswell	East Grand Plains ES	42,495	25.85%	65.70%
369	Rio Rancho	Vista Grande ES	92,917	25.83%	53.67%
370	Santa Fe	Capital HS	244,705	25.76%	58.60%
371	Gadsden	Santa Teresa HS	244,491	25.71%	61.61%
372	Albuquerque (District Charter)	New America Charter School	25,440	25.68%	57.55%
373	Lovington	Yarbro ES	72,254	25.65%	75.59%
374	Roswell	Sierra MS	100,346	25.55%	67.89%
375	Gallup McKinley	Twin Lakes ES	43,290	25.52%	41.46%
376	Deming	Bataan ES	70,638	25.45%	58.76%
377	Tularosa	Tularosa HS	96,189	25.24%	67.70%
378	Clovis	Zia ES	57,004	25.20%	66.80%
379	Espanola	Carlos F. Vigil MS	118,712	25.17%	53.96%
380	Lovington	6th Grade Academy	115,611	25.17%	59.50%
381	Socorro	Parkview ES	87,721	25.16%	67.97%
382	Loving	Loving HS	81,424	25.11%	58.10%
383	Los Lunas	Los Lunas MS	94,228	25.07%	58.18%
384	Santa Fe	Chaparral ES	56,826	25.03%	60.99%
385	Lordsburg	R.V. Traylor ES	41,794	24.99%	60.08%
386	Moriarty / Edgewood	Moriarty HS	226,184	24.95%	55.71%
387	Jal	Jal Jr. / Sr. High	110,760	24.85%	51.79%
388	Los Lunas	Sundance ES	77,714	24.83%	54.06%
389	Santa Fe	Cesar Chavez ES	71,440	24.81%	55.97%
390	State Chartered Schools	Sendero School of Academics and Career Preperation	27,054	24.76%	49.73%
391	Los Alamos	Mountain ES	57,348	24.76%	61.23%
392	Roswell (District Charter)	Sidney Gutierrez Charter Middle School	31,706	24.70%	57.19%
393	Aztec	C.V.Koogler MS	129,645	24.67%	60.70%
394	Rio Rancho	Sandia Vista ES	85,654	24.66%	57.79%
395	Las Cruces	Monte Vista ES	93,940	24.60%	53.76%
396	Portales	Brown ES	56,217	24.56%	45.06%
397	Albuquerque (District Charter)	Cien Aguas International Charter School	72,978	24.54%	51.23%
398	Santa Fe	R.M. Sweeney ES	83,851	24.45%	59.18%
399	Bernalillo	Placitas ES	35,794	24.31%	64.82%
400	Cloudcroft	Cloudcroft HS	80,733	24.23%	59.08%
401	Albuquerque (District Charter)	East Mountain Charter High School	44,840	24.20%	69.04%
402	State Chartered Schools	North Valley Academy	46,616	24.19%	58.04%
403	Albuquerque (District Charter)	Christine Duncan Community Charter School	39,977	24.12%	65.80%
404	T or C	Hot Springs HS	151,583	24.03%	60.17%
405	Gallup McKinley	John F. Kennedy MS	139,290	23.93%	41.45%
406	Dora	Dora Combo	104,869	23.88%	63.90%
407	Albuquerque	Del Norte HS	263,451	23.85%	52.80%
408	Espanola	Tony Quintana ES	41,087	23.58%	56.70%
409	Albuquerque	John Baker ES	69,801	23.52%	59.42%
410	Socorro	Midway ES	24,738	23.49%	53.79%
411	Roswell	Military Heights ES	51,520	23.45%	56.03%
412	Albuquerque	Atrisco ES	71,591	23.40%	45.88%
413	Albuquerque	Cochiti ES	54,151	23.35%	59.90%
414	Central Consolidated	Central Career Prep	32,040	23.23%	62.14%
415	Cobre	Central ES	52,545	23.22%	56.00%
416	West Las Vegas	West Las Vegas Partnership	14,326	23.21%	60.48%
417	Albuquerque (District Charter)	Albuquerque Institute for Math and Science Charter School	28,020	23.20%	71.24%
418	Loving	Loving ES	60,828	23.14%	45.26%
419	Albuquerque (District Charter)	South Valley Academy Charter School	66,509	23.14%	61.18%
420	Central Consolidated	Kirtland MS	123,868	23.11%	62.81%
421	Hobbs	Freshman School	127,074	23.11%	39.61%
422	Gadsden	Chaparral HS	264,212	23.10%	57.92%
423	Los Lunas	Valencia HS	227,062	23.08%	60.34%
424	Albuquerque (District Charter)	Alice King Community Charter School	55,578	23.01%	57.39%
425	Rio Rancho	V. Sue Cleveland HS	427,143	22.84%	49.58%

FY27 Final wNMCI Ranking
Sorted by Rank

Rank	District	School Name	Gross Area (Sq.Ft.)	wNMCI	Campus FCI
426	West Las Vegas	Don Cecilio Martinez ES	29,246	22.80%	49.97%
427	State Chartered Schools	SABE (Sandoval Academy of Bilingual Education Charter School)	23,694	22.74%	68.11%
428	Tucumcari	Tucumcari HS	124,042	22.72%	58.50%
429	Rio Rancho	Cielo Azul ES	89,126	22.69%	57.40%
430	Santa Fe	Carlos Gilbert ES	47,408	22.64%	63.61%
431	Deming	Red Mountain MS	130,470	22.61%	61.92%
432	Gallup McKinley	Chief Manuelito MS	112,070	22.60%	35.96%
433	Chama Valley	*Tierra Amarilla ES	22,162	22.59%	50.77%
434	Albuquerque	North Star ES	79,411	22.56%	55.14%
435	Albuquerque (District Charter)	La Academia de Esperanza Charter School	28,402	22.56%	65.07%
436	Mesa Vista	El Rito ES	25,126	22.51%	52.85%
437	Roswell	Pecos ES	50,534	22.35%	61.31%
438	Reserve	*Reserve Combo ES / HS	56,169	22.24%	43.42%
439	State Chartered Schools	Mission Achievement and Success 1.0 Charter School	72,338	22.23%	63.91%
440	Grants Cibola	Laguna Acoma Combo HS / MS	125,138	22.17%	44.04%
441	State Chartered Schools	The New America Charter School - Las Cruces Campus	24,330	22.12%	41.30%
442	Grady	Grady Combo	73,516	22.04%	54.30%
443	Chama Valley	*Escalante MS / HS	63,731	22.04%	53.22%
444	State Chartered Schools	Tierra Encantada Charter School	28,406	21.96%	64.92%
445	Albuquerque	Comanche ES	48,275	21.93%	59.37%
446	Albuquerque	Coronado ES	42,915	21.84%	64.13%
447	Farmington	Country Club ES	64,225	21.78%	44.33%
448	Clovis	La Casita ES	61,547	21.74%	51.08%
449	Farmington	Hermosa MS	122,682	21.71%	42.00%
450	Belen	Central ES	50,216	21.56%	53.50%
451	Santa Fe	Gonzales Community School	85,642	21.54%	49.53%
452	West Las Vegas	West Las Vegas HS	155,159	21.50%	53.66%
453	Los Lunas	Valencia ES	56,011	21.49%	66.79%
454	State Chartered Schools	Red River Valley Charter School	14,466	21.43%	56.63%
455	Artesia	Central ES	33,341	21.41%	57.91%
456	Hatch Valley	Hatch Valley HS	161,124	21.38%	62.79%
457	State Chartered Schools	Northpoint Charter School	41,934	21.34%	72.06%
458	Farmington	McKinley ES	69,429	21.29%	56.71%
459	Socorro	San Antonio ES	22,212	21.29%	42.27%
460	Alamogordo	Yucca ES	47,894	21.25%	52.94%
461	Rio Rancho	Puesta Del Sol ES	92,512	21.11%	50.94%
462	Ruidoso	Sierra Vista Primary	68,559	21.06%	47.00%
463	State Chartered Schools	Renaissance Academy Charter	39,242	20.92%	67.56%
464	Cuba	*Cuba HS	108,384	20.89%	63.72%
465	Albuquerque (District Charter)	Albuquerque Charter Academy	28,022	20.83%	61.01%
466	Gadsden	Vado ES	61,200	20.75%	56.74%
467	State Chartered Schools	Cottonwood Classical Preparatory School	75,540	20.74%	39.80%
468	Gallup McKinley	Hiroshi Miyamura HS	204,210	20.71%	53.15%
469	Gallup McKinley	Stagecoach ES	63,286	20.65%	42.68%
470	Albuquerque	Atrisco Heritage Academy HS	445,442	20.62%	50.95%
471	Gadsden	Sunrise ES	113,188	20.61%	57.59%
472	Albuquerque (District Charter)	Los Puentes Charter School	21,174	20.50%	58.79%
473	State Chartered Schools	Albuquerque Aviation Academy	42,388	20.46%	62.25%
474	Las Cruces	Fairacres ES	65,159	20.42%	49.47%
475	Mountainair	Mountainair Jr. / Sr. HS	87,911	20.40%	36.52%
476	Artesia	Hermosa ES	46,074	20.39%	56.36%
477	State Chartered Schools	The GREAT Academy	15,034	20.36%	52.71%
478	Artesia	Yucca ES	55,237	20.36%	51.65%
479	Roswell	Valley View ES	49,522	20.32%	55.43%
480	Gallup McKinley	Thoreau MS	54,164	20.32%	54.05%
481	Roswell	Berrendo MS	98,949	20.28%	66.14%
482	Gadsden	Berino ES	75,216	20.23%	46.71%
483	Central Consolidated	Eva B. Stokely ES	110,042	20.20%	48.73%
484	Las Cruces	Hillrise ES	58,101	20.01%	49.65%
485	State Chartered Schools	Cesar Chavez Community Charter School	26,988	19.87%	53.32%
486	Bernalillo	Bernalillo ES	65,480	19.87%	44.00%
487	Rio Rancho	Independence HS	28,152	19.86%	56.95%
488	Los Alamos	Los Alamos MS	96,486	19.82%	51.29%
489	Roswell	Berrendo ES	55,589	19.82%	52.97%
490	Gadsden	Chaparral ES	74,479	19.65%	44.01%
491	Santa Fe	Tesuque ES	25,254	19.61%	65.74%
492	Gadsden	Gadsden HS	299,451	19.55%	56.50%
493	Carlsbad	Monterrey ES	62,330	19.30%	42.22%
494	Gallup McKinley	Navajo MS	52,762	19.29%	52.57%
495	T or C	Arrey ES	35,719	19.29%	56.89%
496	Taos	Chrysalis Alternative School	6,522	19.13%	56.73%
497	Lordsburg	Lordsburg HS	59,174	18.91%	43.31%
498	Albuquerque	Ventana Ranch ES	95,068	18.87%	50.92%
499	Belen	Belen Family School	9,797	18.85%	36.93%
500	Carlsbad	Desert Willow ES	90,254	18.78%	26.80%
501	State Chartered Schools	Turquoise Trail Charter School	85,336	18.74%	56.70%
502	Albuquerque	Dolores Gonzales ES	62,840	18.74%	55.53%
503	Albuquerque	Early College Academy - Career Enrichment	90,992	18.72%	43.62%
504	Las Cruces	Mesa MS	120,307	18.64%	47.00%
505	Roswell	Missouri Ave	54,102	18.64%	48.83%
506	Moriarty / Edgewood	Moriarty MS	72,842	18.62%	50.26%
507	Santa Fe	Ramirez Thomas ES	76,716	18.58%	53.12%
508	Albuquerque	Tierra Antigua ES	102,480	18.56%	55.60%
509	Albuquerque (District Charter)	Native American Community Academy (Both Campuses)	81,737	18.52%	48.79%
510	Grants Cibola	Cubero ES	39,004	18.49%	47.42%
511	Albuquerque (District Charter)	Health Leadership High School Charter	30,898	18.41%	54.86%
512	Lovington	Lovington Freshman Academy	26,025	18.37%	38.06%
513	Las Cruces	Loma Heights ES	70,131	18.26%	49.41%
514	Carlsbad	Riverside ES	43,586	18.05%	32.66%

FY27 Final wNMCI Ranking
Sorted by Rank

Rank	District	School Name	Gross Area (Sq.Ft.)	wNMCI	Campus FCI
515	Los Lunas	Bosque Farms ES	73,383	17.96%	57.87%
516	Farmington	San Juan Early College HS	8,402	17.75%	43.53%
517	Gallup McKinley	Ramah HS	61,252	17.63%	37.84%
518	Estancia	Estancia MS	29,150	17.62%	41.82%
519	Los Alamos	Aspen ES	71,633	17.59%	45.00%
520	Albuquerque	Rudolfo Anaya ES	104,705	17.42%	53.37%
521	Santa Fe	Kearny ES	77,014	17.40%	54.54%
522	Gadsden	Anthony ES	70,622	17.33%	55.60%
523	Taos (District Charter)	Anansi Charter School	19,315	17.33%	55.04%
524	Santa Fe	Pinon ES	81,245	17.23%	53.01%
525	Gallup McKinley	Crownpoint ES	50,384	17.22%	42.82%
526	Pojoaque Valley	Pojoaque Intermediate ES	32,240	17.21%	51.97%
527	Albuquerque	Volcano Vista HS	488,795	17.20%	54.46%
528	Farmington	Tibbetts M/S	113,438	17.15%	42.23%
529	Eunice	Mettie Jordan ES	84,233	17.14%	40.02%
530	West Las Vegas	West Las Vegas MS	60,568	17.06%	36.79%
531	State Chartered Schools	Explore Academy Charter School - Albuquerque	149,199	17.04%	41.90%
532	Portales	Lindsey-Steiner ES	60,312	16.77%	51.00%
533	Clovis	Bella Vista ES	68,476	16.75%	53.14%
534	Albuquerque	Truman MS	224,325	16.69%	39.37%
535	Gadsden	North Valley ES	64,440	16.58%	47.90%
536	Albuquerque	Tony Hillerman MS	178,767	16.56%	52.77%
537	Rio Rancho	Rio Rancho MS	233,421	16.53%	39.46%
538	Albuquerque	Sunset View ES	85,305	16.39%	51.67%
539	Santa Fe	Salazar ES	56,488	16.34%	54.46%
540	Hatch Valley	Hatch Valley ES	44,153	16.30%	52.76%
541	Los Lunas	Los Lunas HS	352,788	16.18%	41.30%
542	State Chartered Schools	Horizon Academy West Charter School	49,282	16.13%	51.68%
543	Central Consolidated	Naschitti ES	27,134	16.10%	40.18%
544	Albuquerque	Jackson MS	90,303	16.00%	37.79%
545	Bernalillo	Carroll ES	88,558	15.90%	47.21%
546	Albuquerque	Helen Cordero ES	81,955	15.83%	54.47%
547	Eunice	Caton MS	46,100	15.81%	13.68%
548	Albuquerque (District Charter)	Coral Community Charter School	18,881	15.61%	49.94%
549	Belen	Infinity Alternative HS	25,530	15.56%	52.14%
550	Bernalillo	Bernalillo HS	185,987	15.56%	44.02%
551	Los Alamos	Barranca Mesa ES	75,741	15.22%	29.30%
552	Gallup McKinley	Tohatchi ES	57,230	15.17%	54.17%
553	Albuquerque	Georgia O'Keefe ES	91,843	15.10%	51.13%
554	Deming	Memorial ES	51,476	14.99%	42.76%
555	Santa Fe	Aspen Community School	107,081	14.91%	50.52%
556	Santa Fe	El Dorado Community School	100,714	14.77%	42.21%
557	Albuquerque	Navajo ES	81,104	14.66%	46.69%
558	Santa Fe	Amy Biehl Community School	64,682	14.66%	49.69%
559	Deming	Deming HS	232,822	14.63%	30.33%
560	Albuquerque	Janet Kahn School for Integrated Arts	71,232	14.35%	42.04%
561	Gallup McKinley	Tse' Yi' Gai HS	64,384	14.32%	35.92%
562	Deming	Deming Intermediate School	64,922	14.31%	30.16%
563	Belen	Rio Grande ES	51,302	14.26%	23.42%
564	Grants Cibola	Los Alamos MS	70,482	14.24%	32.96%
565	Farmington	Farmington HS	331,678	14.15%	41.02%
566	Deming	Columbus ES	74,258	14.15%	35.59%
567	Santa Fe	Atalaya ES	56,146	14.02%	44.38%
568	Ruidoso	Ruidoso MS	111,962	14.02%	50.23%
569	Albuquerque	nex+Gen Academy HS	46,606	13.94%	47.45%
570	Las Cruces	Centennial HS	372,019	13.81%	44.42%
571	Albuquerque	Wherry ES	83,371	13.62%	44.57%
572	Espanola	Alcalde ES	49,948	13.53%	42.27%
573	Roswell	El Capitan ES	60,454	13.35%	36.81%
574	Santa Fe	Nina Otero Community School	126,426	13.21%	40.62%
575	Mesa Vista	Ojo Caliente ES	23,198	13.12%	28.99%
576	Clovis	W.D. Gattis MS	125,836	13.00%	42.19%
577	State Chartered Schools	Taos Academy Charter School	30,000	12.96%	41.39%
578	Espanola	Eutimio T. Salazar - Fairview ES	56,013	12.89%	40.60%
579	Loving	Loving MS	60,330	12.89%	45.73%
580	Santa Fe	El Camino Real Academy	141,036	12.56%	39.68%
581	Albuquerque (District Charter)	Technology Leadership HS	39,176	12.45%	35.44%
582	NM School for the Deaf	NMSD Santa Fe Campus	171,437	12.39%	43.21%
583	Santa Fe (District Charter)	Academy for Technology and the Classics Charter School	45,652	12.24%	44.70%
584	Las Cruces	Arrowhead Park Early College High School	110,401	11.99%	42.38%
585	Hobbs	Broadmoor ES	56,262	11.96%	33.57%
586	Gadsden	Gadsden ES	63,315	11.74%	44.07%
587	Clovis	Highland ES	43,546	11.64%	23.42%
588	Albuquerque	Mountain View ES	74,576	11.64%	34.50%
589	Albuquerque	Desert Willow Family Alternative School	39,554	11.44%	41.97%
590	State Chartered Schools	Albuquerque Bilingual Academy	55,466	11.44%	41.65%
591	Las Cruces	Las Cruces HS	428,271	11.38%	38.68%
592	Las Vegas City	Los Ninos ES	69,305	11.30%	33.74%
593	Alamogordo	Desert Star ES	65,732	11.22%	31.16%
594	Hobbs	Murray ES	68,262	11.22%	35.55%
595	Albuquerque (District Charter)	Ace Leadership Charter High School	33,224	11.16%	38.12%
596	Gallup McKinley	Ramah ES	29,912	11.02%	25.34%
597	Central Consolidated	Judy Nelson ES	110,664	11.01%	34.13%
598	Gallup McKinley	Navajo ES	56,880	11.01%	37.24%
599	Carlsbad	Ocotillo ES	90,254	10.95%	26.80%
600	Socorro (District Charter)	Cottonwood Valley Charter School	19,528	10.75%	38.09%
601	Jal	Jal ES	67,514	10.72%	28.72%
602	Clovis	Lockwood ES	56,104	10.65%	38.22%
603	Gallup McKinley	Catherine A. Miller ES	54,418	10.63%	33.95%

FY27 Final wNMCI Ranking
Sorted by Rank

Rank	District	School Name	Gross Area (Sq.Ft.)	wNMCI	Campus FCI
604	Cimarron (District Charter)	Moreno Valley Preparatory	18,958	10.45%	38.57%
605	Farmington	Northeast ES	78,068	10.09%	36.81%
606	Albuquerque (District Charter)	Montessori of the Rio Grande Charter School	27,550	10.02%	33.31%
607	Santa Fe	Milagro MS	118,102	9.76%	23.31%
608	Alamogordo	Holloman ES	72,154	9.71%	10.07%
609	Gallup McKinley	Jefferson ES	60,370	9.64%	29.68%
610	Clovis	James Bickley ES	49,840	9.60%	33.14%
611	Gallup McKinley	Del Norte ES	60,352	9.56%	27.74%
612	Albuquerque (District Charter)	Gilbert Sena Chartered HS	14,110	9.49%	34.59%
613	Albuquerque	George I Sanchez Collaborative Community K-8 School	239,144	9.41%	36.87%
614	Zuni	Shiwi Ts' Ana ES	91,278	9.32%	33.88%
615	Gadsden	Desert View ES	72,280	9.31%	33.18%
616	State Chartered Schools	*NM School for the Arts Charter School	80,155	8.92%	33.31%
617	NM School for the Blind	NMSBVI Alamogordo Campus	170,743	8.43%	33.21%
618	State Chartered Schools	J. Paul Taylor Academy Charter School	23,228	8.16%	32.47%
619	Gadsden	Desert Pride Academy HS	62,846	8.04%	32.03%
620	Gadsden	Yucca Heights ES	70,828	7.82%	30.15%
621	Albuquerque	Marie M Hughes ES	86,460	7.57%	30.08%
622	State Chartered Schools	Twenty-First Century Public Academy	56,010	7.40%	26.58%
623	Belen	Dennis Chavez ES	52,786	7.18%	17.61%
624	Gallup McKinley	Lincoln ES	54,556	7.01%	27.68%
625	State Chartered Schools	The ASK Academy Charter School	61,842	6.96%	27.87%
626	Alamogordo	Sunset Hills ES	62,686	6.96%	23.42%
627	Albuquerque	Tres Volcanes Community Collaborative School	224,482	6.69%	24.97%
628	Clovis	Parkview ES	63,272	6.69%	26.77%
629	Albuquerque	College And Career Alternative High School	27,470	6.67%	26.67%
630	Albuquerque	Coyote Willow Family School	37,651	6.31%	25.19%
631	State Chartered Schools	Mission Achievement and Success 2.0 Charter School	86,764	6.14%	17.75%
632	State Chartered Schools	Estancia Valley Academy Charter School	70,799	6.00%	24.01%
633	Roswell	Del Norte ES	73,876	6.00%	20.44%
634	Carlsbad	Cottonwood ES	83,842	5.90%	19.75%
635	Gallup McKinley	Thoreau ES	47,432	5.76%	21.12%
636	Bernalillo	Santo Domingo ES / MS	49,416	5.71%	22.89%
637	Rio Rancho	Joe Harris ES	87,654	5.38%	20.05%
638	Albuquerque (District Charter)	International School at Mesa del Sol Charter School	40,223	5.10%	20.43%
639	Roswell	Mesa MS	82,810	4.91%	16.85%
640	Albuquerque (District Charter)	Gordon Bernell Charter School	11,840	4.42%	17.72%
641	Las Cruces	Columbia ES	103,250	4.37%	3.35%
642	State Chartered Schools	Tierra Adentro Charter School	38,296	4.17%	16.67%
643	Farmington	Farmington Preschool Academy East	108,750	3.61%	3.34%
644	State Chartered Schools	Middle College Charter High School	16,832	3.35%	13.34%
645	Albuquerque	Arroyo Del Oso	79,202	3.30%	6.69%
646	Hobbs	Southern Heights ES	69,776	3.06%	6.69%
647	Alamogordo	Holloman MS	52,178	2.69%	3.35%
648	Albuquerque	Sandia Base ES	88,646	2.51%	10.04%
649	Grants Cibola	Bluewater ES	22,960	2.01%	0.00%
650	State Chartered Schools	Albuquerque Sign Language Academy	61,436	1.66%	6.67%

Upon PEC or district renewal of the charter, these schools will be measured, evaluated, and prioritized in the above list and eligible for grants under the standards-based capital outlay process.
 **Charter schools in privately owned facilities are not eligible for PSCOC capital outlay funding and are therefore not ranked in the body of this list.

Note	District	School Name	Gross Area (Sq.Ft.)	wNMCI	Campus FCI
NRC - 2027	State Chartered Schools	Rio Grande Academy of Fine Arts	24,718	34.26%	71.77%
NRC - 2027	State Chartered Schools	Thrive Community School	21,340	11.76%	41.10%
NRC - 2031	State Chartered Schools	Sacramento School of Engineering and Science	10,300	25.07%	69.13%
NRC - 2031	State Chartered Schools	Sun Mountain Community School	17,679	21.78%	54.38%
**	Albuquerque (District Charter)	Albuquerque Talent Development Academy	12,310	26.60%	58.32%
**	Albuquerque (District Charter)	Corrales International Charter	23,418	27.25%	68.90%
**	Albuquerque (District Charter)	Voz Collegiate Preparatory	28,342	15.98%	39.70%
**	State Chartered Schools	ACES Technical Charter School (Both Campuses)	58,909	25.36%	65.53%
**	State Chartered Schools	Albuquerque Collegiate Charter School	10,856	19.44%	53.11%
**	State Chartered Schools	Altura Preparatory Charter School	21,696	12.86%	43.69%
**	State Chartered Schools	Dzith Dit Looi School of Empowerment Charter	3,839	10.78%	31.05%
**	State Chartered Schools	Explore Academy Charter School - Rio Rancho	84,171	13.19%	41.96%
**	State Chartered Schools	Hozho Academy Charter	145,838	12.64%	26.10%
**	State Chartered Schools	Raices Del Saber Xinachtli Community School	15,355	14.89%	45.72%
**	State Chartered Schools	Six Directions Indigenous Charter School	13,174	55.12%	76.86%
**	State Chartered Schools	Solare Collegiate Charter School	21,760	5.05%	19.92%
**	State Chartered Schools	Taos Integrated School of the Arts	13,062	23.22%	28.43%
**	State Chartered Schools	Taos International School	24,416	16.02%	46.74%
**	Taos	Taos Municipal Charter School	34,101	33.58%	54.95%

Rank	District	School Name	Gross Area (Sq. Ft.)	wNMCI
18-19-5	Gallup McKinley	Rocky View ES	51,897	69.42%
18-19-6	Belen	Jaramillo ES	55,341	67.65%
18-19-23	Tularosa	Tularosa MS	53,751	50.44%
18-19-27	Gallup McKinley	Red Rock ES	60,638	49.31%
18-19-28	Gallup McKinley	Tohatchi HS	125,277	49.27%
18-19-36	Las Vegas City	Sierra Vista ES	42,484	46.85%
18-19-38	Los Lunas	Peralta ES	48,555	46.18%
18-19-39	Roswell	Nancy Lopez ES	32,462	45.78%
18-19-82	Socorro	Raymond Sarracino MS	96,202	40.48%
18-19-121	West Las Vegas	Tony Serna Jr. ES (Systems)	29,841	37.21%
18-19-167	Magdalena	Magdalena Combo (Systems)	133,441	33.87%
19-20-1	Alamogordo	Chaparral MS	140,476	78.51%
19-20-2	Central Consolidated	Newcomb ES	67,467	69.30%
19-20-2	Central Consolidated	Newcomb HS	132,311	39.47%
19-20-2	Central Consolidated	Newcomb MS	50,536	33.64%
19-20-3	Roswell	Mountain View MS	68,270	63.15%
19-20-12	Roswell	Washington Avenue ES	41,208	51.58%
19-20-46	Des Moines	Des Moines Combo	70,404	42.98%
19-20-210	San Jon	San Jon Combo	83,728	29.72%
20-21-1	Zuni	Twin Buttes HS	21,638	64.53%
20-21-6	Carrizozo	Carrizozo Combo	93,179	53.02%
20-21-20	Zuni	Zuni HS	116,226	47.99%
20-21-20	Zuni	Zuni MS	77,852	41.99%
20-21-29	Gallup McKinley	Gallup HS (Systems)	259,312	46.29%
20-21-51	Hobbs	Heizer MS	87,148	41.94%
20-21-64	Las Cruces	Tombaugh ES (Systems)	78,092	40.97%
20-21-70	Gallup McKinley	Crownpoint HS	81,218	40.58%
20-21-96	Gallup McKinley	Navajo Pine HS	76,554	37.75%
20-21-100	Grants Cibola	Mesa View ES	55,574	37.47%
20-21-184	Las Cruces	Organ Mountain HS	283,606	32.78%
21-22-6	Raton	Longfellow ES	33,800	59.34%
21-22-6	Raton	Raton Intermediate	56,292	30.39%
21-22-6	Raton	Raton HS	108,302	33.17%
21-22-17	Gadsden	Gadsden MS	153,811	48.16%
21-22-39	Mosquero	Mosquero Combo	53,767	43.07%
21-22-60	Las Cruces	East Picacho ES (Systems)	63,480	40.49%
21-22-78	Los Alamos	Chamisa ES	49,091	38.67%
21-22-87	Los Lunas	Ann Parish ES	69,576	37.58%
21-22-95	Los Alamos	Pinon ES	45,894	37.09%
21-22-162	Las Cruces	Zia MS (Systems)	111,108	32.81%
21-22-199	T or C	Sierra ES (Systems)	25,462	30.66%
21-22-209	Las Cruces	Hermosa Heights ES (Systems)	74,193	30.09%
21-22-213	Farmington	Bluffview ES (Systems)	60,303	29.93%
21-22-243	Farmington	Apache ES (Systems)	58,978	28.06%
21-22-276	Portales	James ES (Systems)	58,732	26.23%
21-22-285	Tularosa	Tularosa Intermediate (Systems)	40,858	25.89%
21-22-298	Farmington	Piedra Vista HS (Systems)	249,819	25.18%
22-23-1	Gallup McKinley	Gallup Central Alternative HS	40,688	122.44%
22-23-3	Gallup McKinley	David Skeet ES	43,192	37.24%
22-23-6	Pojoaque Valley	Pojoaque MS	83,783	61.16%
22-23-10	Pojoaque Valley	Sixth Grade Academy	15,048	51.27%
22-23-27	Gallup McKinley	Thoreau HS	120,650	45.57%
22-23-59	Farmington	Mesa Verde ES	54,633	40.95%
22-23-61	Gadsden	Loma Linda (Systems)	59,682	40.52%
22-23-63	Estancia	Estancia Combo ES	79,522	39.39%
22-23-65	Farmington	Heights MS	89,398	39.86%
22-23-295	Gadsden	Sunland Park ES (Systems)	57,584	25.01%
22-23-336	Gallup McKinley	Indian Hills (Systems)	50,955	22.90%
23-24-3	Penasco	Penasco ES	60,496	74.13%
23-24-3	Penasco	Penasco HS	70,554	58.42%
23-24-3	Penasco	Penasco MS	30,569	49.06%
23-24-7	Bernalillo	Algodones ES	27,640	67.78%
23-24-17	Maxwell	Maxwell Combo	57,557	53.98%
23-24-14	Springer	Springer Combo ES	40,307	55.32%
23-24-19	Springer	Springer MS/HS	54,847	53.10%
23-24-21	Albuquerque	Taft MS (Systems)	121,557	40.08%
23-24-24	Central Consolidated	Tse'bit'ai MS	108,353	51.12%
23-24-26	Albuquerque	S.Y. Jackson ES (Systems)	57,042	48.71%
23-24-44	Albuquerque	Highland HS (Systems)	370,103	39.04%
23-24-47	Albuquerque	Longfellow ES (Systems)	48,444	52.08%
23-24-54	Albuquerque	Monte Vista ES (Systems)	59,817	35.39%
23-24-62	Melrose	Melrose Combo	113,523	41.90%
23-24-64	Hondo Valley	Hondo Combo	64,994	41.64%
23-24-71	Albuquerque	Sandia HS (Systems)	343,077	49.17%
23-24-75	Albuquerque	Valley HS (Systems)	325,495	36.54%
23-24-78	Albuquerque	Eisenhower MS (Systems)	135,922	39.58%
23-24-81	Dexter	Dexter MS	50,438	39.19%
23-24-83	Albuquerque	Duranos ES (Pre K)	55,343	39.07%
23-24-95	Albuquerque	Harrison MS	101,094	37.70%
23-24-100	Hagerman	Hagerman Combo	142,676	37.17%
23-24-107	Artesia	Roselawn ES	38,416	36.51%
23-24-133	Dexter	Dexter ES	80,345	33.68%
23-24-135	Albuquerque	Van Buren MS	112,829	33.51%
23-24-253	Cimarron	Cimarron ES/MS	55,457	26.98%
23-24-256	Clovis	Marshall Junior HS (Systems)	161,366	33.57%
23-24-268	West Las Vegas	Luis E. Armijo ES	42,893	25.89%
23-24-285	Los Alamos	Los Alamos HS (Systems)	280,624	25.14%
23-24-330	Texico	Texico Combo (Systems)	162,898	22.80%
23-24-421	Cuba	Cuba ES (Pre K)	41,143	18.21%
24-25-11	Silver	Cliff Combo ES/HS	70,603	59.37%

FY27 Final wNMCI Ranking
Sorted by FCI

24-25-37	Bloomfield	Central Primary School	93,491	82.92%
24-25-41	Grants Cibola	Grants HS (Systems)	248,339	46.00%
24-25-58	Bloomfield	Naaba Ani ES	84,713	42.05%
24-25-71	Bloomfield	Mesa Alta Junior HS	123,077	40.21%
24-25-88	Rio Rancho	Lincoln MS	133,154	37.51%
24-25-99	Rio Rancho	Rio Rancho HS	352,522	36.59%
24-25-122	Alamogordo	Alamogordo HS (Systems)	322,631	34.87%
24-25-163	Hatch Valley	Hatch Valley MS (Systems)	65,490	31.79%
24-25-169	Eunice	Eunice HS (Systems)	151,529	31.48%
24-25-213	Logan	Logan Combo (Systems)	88,929	28.88%
24-25-225	Silver	Harrison H. Schmitt ES (Systems)	70,405	28.02%
24-25-250	Silver	La Plata MS (Systems)	105,957	27.21%
24-25-253	Clayton	Clayton Jr HS and Kiser ES (Systems)	36,508	27.16%
24-25-300	Ruidoso	Ruidoso HS (Systems)	168,819	24.90%

Schools with "XX-XX-XX" rankings are projects that have received an award through a previous standards or systems-based award. The rank is formatted by award year followed by the rank from that award cycle.

Rank	District	School Name	Gross Area (Sq.Ft.)	wNMCI	Campus FCI
Schools under consideration for an award under the FY26 Cycle are included and are identified by an asterisk (*)					
OFFICIAL Statewide Average wNMCI: 30.06%; Statewide Average Cumulative FCI: 58.82%; Average wNMCI of Top 30: 74.65% (Includes FY26 Applicants)					
OFFICIAL Statewide Average wNMCI: 27.92%; Statewide Average Cumulative FCI: 57.35%; Average wNMCI of Top 30: 62.13% (Excludes FY26 Applicants)					
59	State Chartered Schools	San Diego Riverside Charter	15,826	50.68%	92.47%
8	Animas	*Animas MS / HS	62,440	82.69%	91.19%
11	Jemez Mountain	Gallina ES	23,044	81.17%	90.67%
23	Espanola	Velarde ES	23,628	61.14%	89.93%
2	Tatum	Tatum Jr. HS	85,294	110.87%	88.03%
73	State Chartered Schools	Dream Dine	4,144	47.89%	87.05%
100	Albuquerque	School on Wheels Alternative School	16,408	44.14%	86.84%
21	Clovis	iAcademy at Lincoln Jackson	31,242	62.59%	85.73%
1	State Chartered Schools	*School of Dreams Academy Charter School	51,052	115.94%	85.54%
45	Albuquerque	Eugene Field ES	54,897	53.02%	85.30%
55	Los Lunas	Raymond Gabaldon ES	53,196	51.49%	84.96%
48	Albuquerque	John Adams MS	135,207	52.91%	84.82%
78	Hobbs	Taylor ES	41,784	47.40%	83.66%
3	Alamogordo	High Rolls Mountain Park ES	12,613	110.58%	83.39%
118	Las Cruces	Sunrise ES	63,608	43.12%	83.21%
5	Animas	*Animas ES	32,777	89.62%	82.82%
30	Silver	*Sixth Street ES	41,188	57.62%	82.76%
12	Tatum	Tatum ES	58,931	80.06%	82.64%
57	West Las Vegas (District Charter)	*Rio Gallinas Charter School	16,849	51.21%	82.60%
152	Roswell	Roswell Early College High School	16,200	39.50%	82.52%
122	Las Cruces	Mesilla Park ES	59,648	42.68%	82.29%
114	Grants Cibola	Seboyeta ES	16,620	43.34%	81.96%
146	Las Cruces	MacArthur ES	51,178	40.31%	81.49%
56	Alamogordo	North Elementary ES	35,939	51.32%	81.40%
52	Albuquerque	Lyndon B. Johnson MS	165,860	51.97%	81.25%
106	Silver	*Jose Barrios ES	37,850	43.91%	81.13%
15	Cobre	Cobre HS	147,341	67.30%	81.05%
170	Albuquerque (District Charter)	Public Academy For Performing Arts Charter School	46,929	37.93%	81.03%
75	Cobre	Snell MS	81,821	47.65%	80.93%
98	Albuquerque	Lew Wallace ES	37,090	44.48%	80.73%
50	Las Cruces	*Highland ES	86,874	52.42%	80.65%
67	Albuquerque	*Washington MS	94,558	48.95%	80.56%
49	Albuquerque	Petroglyph ES	79,636	52.67%	80.50%
46	Albuquerque	Griegos ES	42,893	52.96%	80.42%
112	Albuquerque	Freedom HS	42,972	43.55%	80.30%
37	Albuquerque	Hoover MS	110,021	54.20%	80.30%
29	Wagon Mound	Wagon Mound Combo ES / HS	59,086	58.26%	80.17%
24	Albuquerque	*Tomasita ES	60,696	60.78%	80.06%
288	Jemez Valley	Jemez Valley ES	37,133	30.44%	80.01%
61	Roswell	*Roswell HS	232,713	50.38%	80.01%
6	Mora	*Mora Combo School	135,376	89.22%	80.00%
74	Albuquerque	Cleveland MS	108,159	47.89%	79.99%
95	Farmington	Rocinante HS	26,876	44.92%	79.97%
196	Hobbs	Booker T Washington ES	32,331	36.00%	79.92%
168	Albuquerque	Hodgin ES	76,597	38.10%	79.83%
97	Albuquerque	*Double Eagle ES	67,107	44.61%	79.77%
125	Albuquerque	Mitchell ES	56,493	42.35%	79.76%
102	Albuquerque	La Cueva HS	384,273	44.04%	79.74%
172	State Chartered Schools	La Academia Dolores Huerta	23,574	37.92%	79.69%
83	Artesia	Park Junior HS	127,921	46.54%	79.67%
93	Albuquerque	Taylor MS	112,880	45.34%	79.58%
115	Las Cruces	Vista MS	110,532	43.33%	78.98%
58	Quemado	Datil ES	11,286	50.76%	78.96%
91	Albuquerque	*Pajarito ES	76,032	45.78%	78.80%
14	Jemez Mountain	*Coronado Combo MS / HS	90,399	76.05%	78.77%
141	Las Cruces	*Conlee ES	68,631	40.53%	78.56%
33	State Chartered Schools	Amy Biehl Charter HS	57,162	55.22%	78.47%
177	Albuquerque	La Mesa ES	85,468	37.63%	78.44%
228	Tularosa	Tularosa ES	58,140	33.66%	78.38%
178	Portales	Portales HS	196,821	37.59%	78.06%
92	Albuquerque	Roosevelt MS	102,436	45.35%	78.05%
108	Las Cruces	Picacho MS	133,412	43.77%	77.91%
184	Hobbs	Mills ES	50,894	37.25%	77.87%
224	Las Cruces	Booker T. Washington ES	69,084	33.97%	77.83%
39	Espanola	*Espanola Valley HS	188,295	54.11%	77.69%
32	Las Cruces	Jornada ES	68,129	56.30%	77.61%
94	Gadsden	Alta Vista Early College HS	16,608	45.33%	77.60%
35	Alamogordo	Mountain View MS	88,680	54.66%	77.49%
180	Albuquerque (District Charter)	NM International Charter School	66,076	37.54%	77.48%

FY27 Final wNMCI Ranking
Sorted by FCI

Rank	District	School Name	Gross Area (Sq.Ft.)	wNMCI	Campus FCI
66	Albuquerque	Kennedy MS	101,572	49.36%	77.42%
191	Albuquerque	Sierra Vista ES	72,633	36.59%	77.36%
69	Chama Valley	Chama ES / MS	42,244	48.29%	77.29%
18	House	*House Combo	56,811	66.40%	77.13%
245	Albuquerque	Mission Avenue ES	62,891	32.64%	76.96%
82	Albuquerque	*Hubert Humphrey ES	60,450	46.92%	76.83%
13	Questa	*Questa JH / HS	105,336	78.27%	76.81%
131	Albuquerque	Kirtland ES	58,038	41.47%	76.77%
60	Espanola	Abiquiu ES	24,562	50.42%	76.71%
25	Santa Rosa	*Santa Rosa ES	60,324	60.77%	76.68%
174	Lovington	Lea ES	52,782	37.82%	76.65%
9	Taos	*Taos MS	104,191	81.65%	76.63%
10	Alamogordo	Buena Vista ES	37,522	81.18%	76.61%
79	Albuquerque	Polk MS	94,913	47.19%	76.56%
235	Las Cruces	Alameda ES	52,766	33.40%	76.54%
233	Las Cruces	Mesilla ES	48,276	33.55%	76.35%
222	Hobbs	*College Lane ES	58,579	34.09%	76.30%
62	Mesa Vista	*Mesa Vista Combo MS / HS	52,466	50.13%	76.16%
157	Albuquerque	*Barcelona ES	75,125	38.70%	76.07%
44	Carlsbad	Sunset ES	40,644	53.32%	76.01%
86	Santa Rosa	*Santa Rosa HS	108,053	46.32%	75.99%
182	State Chartered Schools	Alma d' Arte Charter High School	47,308	37.37%	75.76%
16	Questa	*Alta Vista ES / INT Combo	64,154	67.09%	75.75%
28	Albuquerque	Garfield MS	97,619	59.38%	75.65%
373	Lovington	Yarbro ES	72,254	25.65%	75.59%
4	Alamogordo	Sierra ES	46,136	108.22%	75.55%
173	Albuquerque	*Kit Carson ES	70,487	37.88%	75.51%
143	Albuquerque	San Antonito ES	56,317	40.47%	75.38%
76	Albuquerque	Montezuma ES	60,763	47.60%	75.35%
71	Albuquerque	Mary Ann Binford ES	86,658	48.14%	75.35%
85	Albuquerque	Matheson Park ES	42,637	46.36%	75.35%
126	Albuquerque	Carlos Rey ES	100,865	42.03%	75.31%
216	Roswell	Monterrey ES	53,301	34.43%	75.24%
203	Santa Fe	Acequia Madre ES	22,275	35.30%	75.16%
90	Albuquerque	*Eldorado HS	337,832	45.81%	75.00%
42	Cobre	San Lorenzo ES	21,202	53.48%	74.98%
345	Albuquerque	Painted Sky ES	99,305	27.17%	74.88%
27	Belen	Belen HS	277,892	60.26%	74.81%
51	Las Cruces	*White Sands ES / MS	71,239	52.15%	74.81%
186	Albuquerque	*Hayes MS	103,210	36.97%	74.81%
164	Dulce	Dulce MS	93,800	38.32%	74.70%
135	Albuquerque (District Charter)	El Camino Real Academy Charter School	66,122	40.97%	74.66%
77	Grants Cibola	San Rafael ES	29,301	47.49%	74.53%
236	Los Lunas	Tome ES	65,797	33.32%	74.52%
194	Los Lunas	Los Lunas ES	65,612	36.29%	74.51%
148	Albuquerque	Jefferson MS	138,023	40.13%	74.50%
54	T or C	*Truth or Consequences MS	70,279	51.62%	74.46%
301	Las Cruces	Dona Ana ES	67,708	29.44%	74.13%
144	Albuquerque	Alameda ES	46,034	40.46%	74.11%
113	Carlsbad	Alta Vista MS	122,804	43.36%	74.10%
158	Espanola	Dixon ES	19,781	38.59%	74.03%
302	Central Consolidated	Mesa ES	70,137	29.43%	73.92%
232	Albuquerque	Alamosa ES	77,780	33.61%	73.89%
81	Albuquerque	Armijo ES	60,109	47.11%	73.80%
68	Espanola	Chimayo ES	35,027	48.54%	73.79%
150	Roswell	University High School	58,034	39.76%	73.74%
151	Albuquerque	Emerson ES	76,682	39.67%	73.70%
206	State Chartered Schools	South Valley Preparatory Charter School	21,006	35.18%	73.50%
129	Albuquerque	*Chamiza ES	71,388	41.80%	73.49%
188	Albuquerque	Bandelier ES	81,808	36.81%	73.38%
255	Carlsbad (District Charter)	Jefferson Montessori Academy	30,698	32.10%	73.35%
239	Las Cruces	Valley View ES	69,103	33.15%	73.31%
200	Clovis	Sandia ES	61,343	35.43%	73.15%
355	State Chartered Schools	Walatowa Charter High School	16,331	26.77%	73.15%
124	Moriarty / Edgewood	Route 66 ES	69,595	42.56%	73.08%
274	Gadsden	Santa Teresa MS	127,520	30.98%	73.05%
276	Bloomfield	Bloomfield Early Childhood Center	58,219	30.89%	72.92%
201	Corona	*Corona Combo	62,101	35.43%	72.85%
104	Santa Fe	E.J. Martinez ES	47,873	43.92%	72.74%
185	Albuquerque	East San Jose ES	67,812	37.09%	72.74%
26	Albuquerque	Los Ranchos ES	58,241	60.57%	72.72%
20	Roy	*Roy Combo	53,540	65.13%	72.71%
183	Albuquerque	West Mesa HS	352,222	37.29%	72.67%
175	Gallup McKinley	Gallup MS	83,397	37.70%	72.62%
84	Central Consolidated	Shiprock HS	221,393	46.36%	72.59%
316	Albuquerque	Alvarado ES	50,962	28.84%	72.55%
127	Albuquerque	La Luz ES	52,532	41.93%	72.52%
252	Hobbs	Sanger ES	41,920	32.37%	72.48%
36	Gadsden	Chaparral MS	95,002	54.49%	72.33%
231	Dexter	Dexter HS	97,879	33.64%	72.30%
348	Los Lunas	Desert View ES	60,350	27.04%	72.26%
107	Las Cruces	*Cesar Chavez ES	72,572	43.90%	72.22%
220	Albuquerque	Bel-Air ES	62,610	34.10%	72.18%
320	Bloomfield	Charlie Y. Brown HS	19,503	28.50%	72.13%
457	State Chartered Schools	Northpoint Charter School	41,934	21.34%	72.06%
64	Albuquerque	*Grant MS	124,261	49.87%	72.01%
165	Farmington	Esperanza ES	76,390	38.28%	71.94%
202	Albuquerque	Governor Bent ES	63,840	35.38%	71.85%
243	Albuquerque	Mark Twain ES	66,782	32.74%	71.76%

FY27 Final wNMCI Ranking
Sorted by FCI

Rank	District	School Name	Gross Area (Sq.Ft.)	wNMCI	Campus FCI
268	Albuquerque	Douglas MacArthur ES	42,804	31.07%	71.75%
133	Clovis	*Clovis HS	319,139	41.21%	71.67%
132	Albuquerque	Albuquerque HS	325,197	41.27%	71.59%
156	Aztec	*Vista Nueva Alternative HS	15,868	38.77%	71.59%
123	Carlsbad	Carlsbad Enrichment Center	16,170	42.67%	71.57%
43	Grants Cibola	Mount Taylor ES	78,577	53.41%	71.55%
306	Artesia	Zia Intermediate	112,458	29.29%	71.51%
270	Aztec	Park Avenue ES	70,526	31.04%	71.46%
109	Carlsbad	P.R. Leyva MS	165,515	43.73%	71.44%
248	Taos	Ranchos de Taos ES	68,163	32.53%	71.36%
219	Las Cruces	Camino Real MS	119,911	34.32%	71.31%
161	Farmington	Mesa View MS	102,822	38.50%	71.30%
53	Hobbs	Highland MS	109,395	51.70%	71.24%
417	Albuquerque (District Charter)	Albuquerque Institute for Math and Science Charter School	28,020	23.20%	71.24%
198	Vaughn	Vaughn Combo	64,183	35.86%	71.19%
213	State Chartered Schools	The Masters Program	12,740	34.56%	71.08%
121	Artesia	Yeso ES	58,866	42.80%	71.07%
247	Hobbs	Edison ES	34,380	32.62%	71.03%
312	Las Cruces	Rio Grande Preparatory Institute	44,986	28.95%	70.97%
105	Espanola	San Juan ES	46,665	43.91%	70.93%
119	Albuquerque	Los Padillas ES	52,066	43.01%	70.71%
22	Deming	Bell ES	35,008	61.65%	70.59%
38	Espanola	Hernandez ES	37,827	54.14%	70.56%
277	Albuquerque	Madison MS	111,398	30.85%	70.56%
19	Las Cruces	Central ES	29,422	65.16%	70.42%
329	State Chartered Schools	The Montessori Academy	40,412	28.06%	70.40%
225	Los Lunas	Valencia MS	104,470	33.96%	70.31%
140	Albuquerque	McKinley MS	101,091	40.56%	70.23%
253	Floyd	Floyd Combo	71,876	32.36%	70.18%
361	Santa Fe	Francis X. Nava ES	37,072	26.17%	70.18%
273	West Las Vegas	*Valley Combo ES/MS	65,746	31.01%	70.15%
7	Las Cruces	*Mayfield HS	269,115	86.73%	70.14%
215	Rio Rancho	*Enchanted Hills ES	96,756	34.49%	70.12%
241	Belen	Gil Sanchez ES	59,416	32.94%	70.06%
259	Albuquerque	Whittier ES	66,163	31.87%	70.05%
333	Los Lunas	Katherine Gallegos ES	67,734	27.80%	70.02%
204	Albuquerque	*Desert Ridge MS	159,768	35.26%	69.87%
304	Jemez Valley	Jemez Valley MS	34,354	29.34%	69.66%
80	Las Vegas City	Mike Mateo Sena ES	18,242	47.16%	69.64%
34	Quemado	Quemado Combo ES / HS	69,226	54.96%	69.63%
149	Alamogordo	La Luz ES	43,550	39.95%	69.62%
169	Cuba	Cuba MS	37,324	37.93%	69.57%
181	Albuquerque	*Dennis Chavez ES	83,107	37.48%	69.53%
357	Las Cruces	University Hills ES	65,583	26.53%	69.50%
145	Las Cruces	Sierra MS	128,319	40.43%	69.49%
147	Pojoaque Valley	Pojoaque HS	177,946	40.19%	69.46%
176	Belen	Belen MS	124,106	37.67%	69.37%
280	State Chartered Schools	New Mexico Academy for The Media Arts	34,180	30.72%	69.28%
234	Cobre	Hurley ES	36,850	33.49%	69.22%
111	Pecos	Pecos Combo MS / HS	127,353	43.58%	69.17%
116	Roswell	*Goddard HS	227,709	43.32%	69.12%
293	Albuquerque	Zia ES	68,717	30.14%	69.11%
41	Taos	Taos HS	176,031	53.68%	69.10%
283	Los Lunas	Los Lunas Family School	2,784	30.57%	69.09%
230	Clayton	Clayton HS	85,730	33.65%	69.08%
401	Albuquerque (District Charter)	East Mountain Charter High School	44,840	24.20%	69.04%
70	State Chartered Schools	Aldo Leopold Charter	10,078	48.22%	68.90%
162	Albuquerque	*Edmund G. Ross ES	64,953	38.36%	68.90%
117	Tucumcari	Tucumcari MS	79,804	43.22%	68.83%
237	Albuquerque (District Charter)	Digital Arts And Technology Academy	51,210	33.30%	68.71%
103	Elida	Elida ES	17,245	43.95%	68.66%
99	Mora	Holman ES	19,991	44.19%	68.59%
261	Gadsden	Riverside ES	70,032	31.76%	68.59%
167	Capitan	Capitan ES	48,390	38.18%	68.58%
256	Silver	Silver HS	193,219	32.05%	68.45%
137	Bernalillo	Cochiti ES / MS	65,726	40.95%	68.34%
88	Moriarty / Edgewood	Edgewood MS	108,780	46.10%	68.34%
189	Las Vegas City	*Memorial MS	21,158	36.75%	68.19%
190	Cimarron	Eagles Nest ES / MS Combo	61,771	36.74%	68.19%
262	Albuquerque	McCullum ES	70,311	31.70%	68.16%
101	Albuquerque	Seven Bar ES	86,629	44.14%	68.12%
427	State Chartered Schools	SABE (Sandoval Academy of Bilingual Education Charter School)	23,694	22.74%	68.11%
240	Lake Arthur	Lake Arthur Combo	89,414	33.15%	68.08%
96	Lovington	Lovington HS	218,024	44.83%	68.06%
17	Mountainair	*Mountainair ES	49,247	67.06%	68.00%
381	Socorro	Parkview ES	87,721	25.16%	67.97%
193	Albuquerque	Lowell ES	51,882	36.37%	67.93%
374	Roswell	Sierra MS	100,346	25.55%	67.89%
308	Albuquerque	Sombra del Monte ES	60,091	29.07%	67.79%
229	Albuquerque	*Apache ES	86,346	33.66%	67.79%
136	Bloomfield	Blanco ES	48,030	40.97%	67.71%
377	Tularosa	Tularosa HS	96,189	25.24%	67.70%
238	Albuquerque	Adobe Acres ES	73,283	33.26%	67.65%
254	Albuquerque	Corrales ES	62,167	32.25%	67.64%
463	State Chartered Schools	Renaissance Academy Charter	39,242	20.92%	67.56%
287	Hatch Valley	Garfield ES	33,720	30.45%	67.44%
300	Santa Fe	Wood-Gormley ES	50,069	29.45%	67.43%
275	Roswell	Sunset ES	40,730	30.93%	67.28%
272	Hobbs	Coronado ES	50,378	31.01%	67.08%

FY27 Final wNMCI Ranking
Sorted by FCI

Rank	District	School Name	Gross Area (Sq.Ft.)	wNMCI	Campus FCI
142	Las Vegas City	Robertson HS	146,293	40.50%	67.07%
347	Farmington	Ladera del Norte ES	61,239	27.13%	67.01%
264	Albuquerque	Zuni ES	50,719	31.30%	66.96%
217	Gadsden	La Union ES	58,785	34.42%	66.89%
160	Albuquerque	*New Futures Alternative HS	45,258	38.54%	66.88%
63	Rio Rancho	*Eagle Ridge MS	127,932	50.02%	66.81%
378	Clovis	Zia ES	57,004	25.20%	66.80%
453	Los Lunas	Valencia ES	56,011	21.49%	66.79%
139	Dulce	Dulce ES	68,400	40.78%	66.77%
65	Hobbs	Houston MS	113,618	49.53%	66.69%
337	Cobre	Bayard ES	58,004	27.57%	66.64%
266	Albuquerque	*Chaparral ES	112,890	31.21%	66.57%
313	Albuquerque	James Monroe MS	161,713	28.95%	66.55%
221	Deming	Early College HS	11,240	34.10%	66.50%
159	Pojoaque Valley	Pablo Roybal ES	81,561	38.57%	66.49%
155	Albuquerque	A Montoya ES	67,804	39.04%	66.45%
72	Carlsbad	Early Childhood Education Center	51,854	48.00%	66.42%
226	Los Lunas	Century Alternative High	51,045	33.94%	66.41%
138	New Mexico Military Institute	New Mexico Military Institute	869,493	40.89%	66.37%
31	Rio Rancho	Mountain View MS	124,402	56.64%	66.35%
292	Lovington	Ben Alexander ES	54,998	30.15%	66.30%
263	Gadsden	Desert Trails ES	67,886	31.64%	66.30%
321	Aztec	Lydia Rippey ES	73,608	28.44%	66.24%
128	Pecos	Pecos ES	65,888	41.82%	66.22%
481	Roswell	Berrendo MS	98,949	20.28%	66.14%
286	Aztec	McCoy Avenue ES	67,881	30.48%	66.07%
403	Albuquerque (District Charter)	Christine Duncan Community Charter School	39,977	24.12%	65.80%
315	Hatch Valley	Rio Grande ES	39,536	28.89%	65.78%
491	Santa Fe	Tesuque ES	25,254	19.61%	65.74%
368	Roswell	East Grand Plains ES	42,495	25.85%	65.70%
323	Artesia	Artesia HS	283,192	28.30%	65.68%
192	Belen	La Merced ES	67,286	36.53%	65.68%
327	Albuquerque	Bellhaven ES	51,079	28.09%	65.66%
214	Central Consolidated	Kirtland ES	94,041	34.51%	65.61%
298	Albuquerque (District Charter)	Mark Armijo Academy Charter School	19,104	29.71%	65.57%
89	Espanola	James Rodriguez ES	61,765	45.84%	65.47%
284	Elida	Elida MS / HS	52,809	30.49%	65.45%
218	Albuquerque	Jimmy Carter MS	162,534	34.41%	65.42%
153	Hobbs	Jefferson ES	43,070	39.28%	65.15%
435	Albuquerque (District Charter)	La Academia de Esperanza Charter School	28,402	22.56%	65.07%
322	Fort Sumner	Fort Sumner Combo	128,689	28.35%	65.05%
331	Moriarty / Edgewood	Moriarty ES	74,086	27.97%	65.00%
227	Bloomfield	Bloomfield HS	261,579	33.73%	64.93%
444	State Chartered Schools	Tierra Encantada Charter School	28,406	21.96%	64.92%
399	Bernalillo	Placitas ES	35,794	24.31%	64.82%
134	Albuquerque	Ernie Pyle MS	127,404	41.06%	64.81%
297	Rio Rancho	Maggie Cordova ES	86,782	29.76%	64.79%
258	Hobbs	Will Rodgers ES	58,745	31.88%	64.78%
223	Bernalillo	Bernalillo MS	104,085	34.00%	64.75%
309	Albuquerque	Wilson MS	127,846	29.02%	64.70%
299	Albuquerque	Manzano Mesa ES	80,367	29.46%	64.66%
269	Albuquerque	Cibola HS	380,440	31.06%	64.53%
205	Santa Rosa	*Santa Rosa MS	46,151	35.22%	64.50%
319	Jemez Valley	Jemez Valley HS	85,411	28.55%	64.41%
281	Albuquerque (District Charter)	Mountain Mohogany Community Charter School	16,115	30.61%	64.24%
343	Aztec	Aztec HS	228,913	27.26%	64.23%
446	Albuquerque	Coronado ES	42,915	21.84%	64.13%
249	Carlsbad	Carlsbad HS	384,427	32.51%	64.11%
303	Gadsden	Santa Teresa ES	70,522	29.34%	64.07%
282	Rio Rancho	Rio Rancho ES	82,916	30.58%	63.99%
439	State Chartered Schools	Mission Achievement and Success 1.0 Charter School	72,338	22.23%	63.91%
406	Dora	Dora Combo	104,869	23.88%	63.90%
366	Las Cruces	Mesilla Valley Leadership Academy	16,190	25.93%	63.86%
289	Clovis	Yucca Junior HS	112,979	30.22%	63.76%
464	Cuba	*Cuba HS	108,384	20.89%	63.72%
311	Albuquerque	Hawthorne ES	69,678	28.96%	63.71%
291	Hobbs	*Stone ES	51,340	30.15%	63.69%
430	Santa Fe	Carlos Gilbert ES	47,408	22.64%	63.61%
353	Albuquerque	Inez ES	60,339	26.82%	63.54%
365	Farmington	Animas ES	57,043	25.93%	63.53%
317	Albuquerque	Collet Park	57,961	28.73%	63.41%
285	Estancia	Estancia HS	107,802	30.49%	63.40%
338	Central Consolidated	Nizhoni ES	71,281	27.51%	63.27%
187	Santa Fe	Mandela International Magnet School	53,011	36.94%	63.26%
310	Albuquerque	Chelwood ES	75,958	28.96%	63.24%
350	Belen	La Promesa ES	58,622	26.91%	63.03%
363	Taos	Enos Garcia ES	104,043	26.08%	62.94%
325	Clovis	Mesa ES	60,402	28.27%	62.94%
120	Deming (District Charter)	Cesar Chavez Charter High School	24,664	42.94%	62.87%
163	Central Consolidated	Kirtland Central HS	196,722	38.33%	62.81%
420	Central Consolidated	Kirtland MS	123,868	23.11%	62.81%
456	Hatch Valley	Hatch Valley HS	161,124	21.38%	62.79%
47	Jemez Mountain	*Lybrook ES / MS	28,822	52.94%	62.64%
154	Silver	*G.W. Stout ES	66,092	39.12%	62.55%
209	Moriarty / Edgewood	South Mountain ES	48,520	34.87%	62.54%
330	Rio Rancho	Colinas del Norte ES	97,285	28.01%	62.45%
336	Cimarron	Cimarron HS	50,311	27.59%	62.40%
473	State Chartered Schools	Albuquerque Aviation Academy	42,388	20.46%	62.25%
360	Rio Rancho	Martin Luther King Jr. ES	97,766	26.25%	62.24%

FY27 Final wNMCI Ranking
Sorted by FCI

Rank	District	School Name	Gross Area (Sq.Ft.)	wNMCI	Campus FCI
414	Central Consolidated	Central Career Prep	32,040	23.23%	62.14%
210	Rio Rancho	Ernest Stapleton ES	89,380	34.85%	62.04%
166	Albuquerque	Edward Gonzales ES	79,848	38.21%	61.96%
431	Deming	Red Mountain MS	130,470	22.61%	61.92%
244	Lovington	Taylor MS	96,980	32.70%	61.77%
211	Grants Cibola	Milan ES	60,902	34.79%	61.75%
358	Santa Fe	Santa Fe HS	288,616	26.51%	61.74%
371	Gadsden	Santa Teresa HS	244,491	25.71%	61.61%
367	Albuquerque	Valle Vista ES	69,270	25.86%	61.40%
437	Roswell	Pecos ES	50,534	22.35%	61.31%
391	Los Alamos	Mountain ES	57,348	24.76%	61.23%
352	State Chartered Schools	Vista Grande Charter High School	12,436	26.83%	61.19%
296	Lordsburg	Dugan Tarango MS	44,320	29.94%	61.19%
419	Albuquerque (District Charter)	South Valley Academy Charter School	66,509	23.14%	61.18%
332	Albuquerque	Osuna ES	55,035	27.91%	61.16%
307	Albuquerque	Rio Grande HS	474,510	29.13%	61.13%
465	Albuquerque (District Charter)	Albuquerque Charter Academy	28,022	20.83%	61.01%
384	Santa Fe	Chaparral ES	56,826	25.03%	60.99%
40	Cloudcroft	Cloudcroft ES / MS	60,414	54.00%	60.82%
265	Portales	Valencia ES	69,824	31.28%	60.72%
393	Aztec	C.V.Koogler MS	129,645	24.67%	60.70%
416	West Las Vegas	West Las Vegas Partnership	14,326	23.21%	60.48%
339	Albuquerque	Manzano HS	336,230	27.51%	60.44%
423	Los Lunas	Valencia HS	227,062	23.08%	60.34%
87	Gallup McKinley	Chee Dodge ES	54,319	46.22%	60.21%
404	T or C	Hot Springs HS	151,583	24.03%	60.17%
385	Lordsburg	R.V. Traylor ES	41,794	24.99%	60.08%
413	Albuquerque	Cochiti ES	54,151	23.35%	59.90%
130	Clayton	Alvis ES	33,360	41.56%	59.75%
380	Lovington	6th Grade Academy	115,611	25.17%	59.50%
195	Hobbs	Hobbs HS	447,721	36.19%	59.47%
409	Albuquerque	John Baker ES	69,801	23.52%	59.42%
445	Albuquerque	Comanche ES	48,275	21.93%	59.37%
295	Artesia	Penasco ES	13,598	30.04%	59.23%
398	Santa Fe	R.M. Sweeney ES	83,851	24.45%	59.18%
400	Cloudcroft	Cloudcroft HS	80,733	24.23%	59.08%
314	Central Consolidated	Ojo Amarillo ES	77,104	28.91%	58.92%
472	Albuquerque (District Charter)	Los Puentes Charter School	21,174	20.50%	58.79%
376	Deming	Bataan ES	70,638	25.45%	58.76%
370	Santa Fe	Capital HS	244,705	25.76%	58.60%
334	Albuquerque	Reginald Chavez ES	54,078	27.70%	58.56%
428	Tucumcari	Tucumcari HS	124,042	22.72%	58.50%
383	Los Lunas	Los Lunas MS	94,228	25.07%	58.18%
251	Dulce	Dulce HS	144,209	32.42%	58.14%
342	Ruidoso	*White Mountain ES	88,655	27.28%	58.10%
382	Loving	Loving HS	81,424	25.11%	58.10%
344	State Chartered Schools	Monte Del Sol Charter School	32,742	27.22%	58.04%
402	State Chartered Schools	North Valley Academy	46,616	24.19%	58.04%
335	Aztec (District Charter)	Mosaic Academy Charter School	18,868	27.60%	57.98%
422	Gadsden	Chaparral HS	264,212	23.10%	57.92%
455	Artesia	Central ES	33,341	21.41%	57.91%
515	Los Lunas	Bosque Farms ES	73,383	17.96%	57.87%
394	Rio Rancho	Sandia Vista ES	85,654	24.66%	57.79%
197	Las Cruces	Lynn MS	119,646	35.94%	57.76%
340	Albuquerque (District Charter)	Robert F. Kennedy Charter High School	75,266	27.43%	57.67%
257	Portales	Portales Jr HS	99,761	31.94%	57.65%
471	Gadsden	Sunrise ES	113,188	20.61%	57.59%
372	Albuquerque (District Charter)	New America Charter School	25,440	25.68%	57.55%
208	Deming	*Ruben S Torres ES	70,638	34.90%	57.54%
429	Rio Rancho	Cielo Azul ES	89,126	22.69%	57.40%
424	Albuquerque (District Charter)	Alice King Community Charter School	55,578	23.01%	57.39%
392	Roswell (District Charter)	Sidney Gutierrez Charter Middle School	31,706	24.70%	57.19%
242	State Chartered Schools	Roots and Wings Community Charter School	8,048	32.91%	57.12%
179	West Las Vegas	*Union Street ES	15,320	37.56%	57.04%
324	Socorro	Socorro HS	134,209	28.27%	57.04%
487	Rio Rancho	Independence HS	28,152	19.86%	56.95%
495	T or C	Arrey ES	35,719	19.29%	56.89%
207	Las Cruces	Sonoma ES	92,622	34.93%	56.76%
466	Gadsden	Vado ES	61,200	20.75%	56.74%
496	Taos	Chrysalis Alternative School	6,522	19.13%	56.73%
458	Farmington	McKinley ES	69,429	21.29%	56.71%
501	State Chartered Schools	Turquoise Trail Charter School	85,336	18.74%	56.70%
408	Espanola	Tony Quintana ES	41,087	23.58%	56.70%
454	State Chartered Schools	Red River Valley Charter School	14,466	21.43%	56.63%
271	Espanola	Los Ninos Kindergarten ES	24,557	31.01%	56.59%
492	Gadsden	Gadsden HS	299,451	19.55%	56.50%
476	Artesia	Hermosa ES	46,074	20.39%	56.36%
305	Lovington	New Hope Alternative HS	10,752	29.31%	56.16%
171	Capitan	*Capitan Combo MS / HS	77,759	37.93%	56.10%
411	Roswell	Military Heights ES	51,520	23.45%	56.03%
415	Cobre	Central ES	52,545	23.22%	56.00%
326	Albuquerque	Onate ES	57,457	28.24%	55.99%
389	Santa Fe	Cesar Chavez ES	71,440	24.81%	55.97%
212	Albuquerque (District Charter)	Siembra Leadership Charter HS	18,072	34.66%	55.92%
386	Moriarty / Edgewood	Moriarty HS	226,184	24.95%	55.71%
508	Albuquerque	Tierra Antigua ES	102,480	18.56%	55.60%
522	Gadsden	Anthony ES	70,622	17.33%	55.60%
502	Albuquerque	Dolores Gonzales ES	62,840	18.74%	55.53%
479	Roswell	Valley View ES	49,522	20.32%	55.43%

FY27 Final wNMCI Ranking
Sorted by FCI

Rank	District	School Name	Gross Area (Sq.Ft.)	wNMCI	Campus FCI
354	Santa Fe	Edward Ortiz MS	109,018	26.80%	55.28%
346	Lovington	Llano ES	67,072	27.14%	55.21%
434	Albuquerque	North Star ES	79,411	22.56%	55.14%
523	Taos (District Charter)	Anansi Charter School	19,315	17.33%	55.04%
511	Albuquerque (District Charter)	Health Leadership High School Charter	30,898	18.41%	54.86%
521	Santa Fe	Kearny ES	77,014	17.40%	54.54%
356	Taos	Arroyos del Norte ES	37,375	26.58%	54.53%
546	Albuquerque	Helen Cordero ES	81,955	15.83%	54.47%
527	Albuquerque	Volcano Vista HS	488,795	17.20%	54.46%
539	Santa Fe	Salazar ES	56,488	16.34%	54.46%
442	Grady	Grady Combo	73,516	22.04%	54.30%
552	Gallup McKinley	Tohatchi ES	57,230	15.17%	54.17%
199	Albuquerque	Laland ES	75,939	35.51%	54.08%
388	Los Lunas	Sundance ES	77,714	24.83%	54.06%
480	Gallup McKinley	Thoreau MS	54,164	20.32%	54.05%
379	Espanola	Carlos F. Vigil MS	118,712	25.17%	53.96%
410	Socorro	Midway ES	24,738	23.49%	53.79%
395	Las Cruces	Monte Vista ES	93,940	24.60%	53.76%
369	Rio Rancho	Vista Grande ES	92,917	25.83%	53.67%
452	West Las Vegas	West Las Vegas HS	155,159	21.50%	53.66%
267	Santa Fe	Early College Opportunities HS	84,579	31.10%	53.59%
364	Farmington	McCormick ES	69,145	26.01%	53.59%
450	Belen	Central ES	50,216	21.56%	53.50%
341	State Chartered Schools	*McCurdy Charter School	73,618	27.37%	53.45%
520	Albuquerque	Rudolfo Anaya ES	104,705	17.42%	53.37%
485	State Chartered Schools	Cesar Chavez Community Charter School	26,988	19.87%	53.32%
443	Chama Valley	*Escalante MS / HS	63,731	22.04%	53.22%
468	Gallup McKinley	Hiroshi Miyamura HS	204,210	20.71%	53.15%
533	Clovis	Bella Vista ES	68,476	16.75%	53.14%
507	Santa Fe	Ramirez Thomas ES	76,716	18.58%	53.12%
524	Santa Fe	Pinon ES	81,245	17.23%	53.01%
489	Roswell	Berrendo ES	55,589	19.82%	52.97%
460	Alamogordo	Yucca ES	47,894	21.25%	52.94%
328	Carlsbad	Carlsbad Early College HS	19,194	28.07%	52.92%
278	Lovington	Jefferson ES	61,987	30.80%	52.90%
436	Mesa Vista	El Rito ES	25,126	22.51%	52.85%
362	Gallup McKinley	Tobe Turpen ES	50,322	26.13%	52.84%
407	Albuquerque	Del Norte HS	263,451	23.85%	52.80%
536	Albuquerque	Tony Hillerman MS	178,767	16.56%	52.77%
351	Albuquerque	Susie Rayos Marmon ES	102,871	26.88%	52.77%
540	Hatch Valley	Hatch Valley ES	44,153	16.30%	52.76%
477	State Chartered Schools	The GREAT Academy	15,034	20.36%	52.71%
494	Gallup McKinley	Navajo MS	52,762	19.29%	52.57%
549	Belen	Infinity Alternative HS	25,530	15.56%	52.14%
349	Las Cruces	Desert Hills ES	94,676	27.02%	51.98%
526	Pojoaque Valley	Pojoaque Intermediate ES	32,240	17.21%	51.97%
387	Jal	Jal Jr. / Sr. High	110,760	24.85%	51.79%
250	Tucumcari	Tucumcari ES	102,451	32.45%	51.70%
542	State Chartered Schools	Horizon Academy West Charter School	49,282	16.13%	51.68%
538	Albuquerque	Sunset View ES	85,305	16.39%	51.67%
478	Artesia	Yucca ES	55,237	20.36%	51.65%
488	Los Alamos	Los Alamos MS	96,486	19.82%	51.29%
397	Albuquerque (District Charter)	Cien Aguas International Charter School	72,978	24.54%	51.23%
553	Albuquerque	Georgia O'Keefe ES	91,843	15.10%	51.13%
448	Clovis	La Casita ES	61,547	21.74%	51.08%
532	Portales	Lindsey-Steiner ES	60,312	16.77%	51.00%
470	Albuquerque	Atrisco Heritage Academy HS	445,442	20.62%	50.95%
461	Rio Rancho	Puesta Del Sol ES	92,512	21.11%	50.94%
498	Albuquerque	Ventana Ranch ES	95,068	18.87%	50.92%
294	T or C	Truth or Consequences ES	65,312	30.09%	50.92%
433	Chama Valley	*Tierra Amarilla ES	22,162	22.59%	50.77%
555	Santa Fe	Aspen Community School	107,081	14.91%	50.52%
506	Moriarty / Edgewood	Moriarty MS	72,842	18.62%	50.26%
568	Ruidoso	Ruidoso MS	111,962	14.02%	50.23%
426	West Las Vegas	Don Cecilio Martinez ES	29,246	22.80%	49.97%
548	Albuquerque (District Charter)	Coral Community Charter School	18,881	15.61%	49.94%
390	State Chartered Schools	Sendero School of Academics and Career Preparation	27,054	24.76%	49.73%
558	Santa Fe	Amy Biehl Community School	64,682	14.66%	49.69%
484	Las Cruces	Hillrise ES	58,101	20.01%	49.65%
425	Rio Rancho	V. Sue Cleveland HS	427,143	22.84%	49.58%
451	Santa Fe	Gonzales Community School	85,642	21.54%	49.53%
474	Las Cruces	Fairacres ES	65,159	20.42%	49.47%
513	Las Cruces	Loma Heights ES	70,131	18.26%	49.41%
505	Roswell	Missouri Ave	54,102	18.64%	48.83%
509	Albuquerque (District Charter)	Native American Community Academy (Both Campuses)	81,737	18.52%	48.79%
483	Central Consolidated	Eva B. Stokely ES	110,042	20.20%	48.73%
359	Clovis	Barry ES	56,406	26.40%	48.55%
535	Gadsden	North Valley ES	64,440	16.58%	47.90%
246	Deming	*Chaparral ES	59,873	32.63%	47.77%
279	Artesia	Grand Heights Early Childhood ES	59,680	30.79%	47.74%
569	Albuquerque	nex+Gen Academy HS	46,606	13.94%	47.45%
510	Grants Cibola	Cubero ES	39,004	18.49%	47.42%
545	Bernalillo	Carroll ES	88,558	15.90%	47.21%
504	Las Cruces	Mesa MS	120,307	18.64%	47.00%
462	Ruidoso	Sierra Vista Primary	68,559	21.06%	47.00%
482	Gadsden	Berino ES	75,216	20.23%	46.71%
557	Albuquerque	Navajo ES	81,104	14.66%	46.69%
290	State Chartered Schools	Explore Academy Charter School - Las Cruces	45,524	30.21%	46.53%
412	Albuquerque	Atrisco ES	71,591	23.40%	45.88%

FY27 Final wNMCI Ranking
Sorted by FCI

Rank	District	School Name	Gross Area (Sq.Ft.)	wNMCI	Campus FCI
579	Loving	Loving MS	60,330	12.89%	45.73%
418	Loving	Loving ES	60,828	23.14%	45.26%
396	Portales	Brown ES	56,217	24.56%	45.06%
519	Los Alamos	Aspen ES	71,633	17.59%	45.00%
583	Santa Fe (District Charter)	Academy for Technology and the Classics Charter School	45,652	12.24%	44.70%
571	Albuquerque	Wherry ES	83,371	13.62%	44.57%
570	Las Cruces	Centennial HS	372,019	13.81%	44.42%
567	Santa Fe	Atalaya ES	56,146	14.02%	44.38%
447	Farmington	Country Club ES	64,225	21.78%	44.33%
586	Gadsden	Gadsden ES	63,315	11.74%	44.07%
440	Grants Cibola	Laguna Acoma Combo HS / MS	125,138	22.17%	44.04%
550	Bernalillo	Bernalillo HS	185,987	15.56%	44.02%
490	Gadsden	Chaparral ES	74,479	19.65%	44.01%
486	Bernalillo	Bernalillo ES	65,480	19.87%	44.00%
503	Albuquerque	Early College Academy - Career Enrichment	90,992	18.72%	43.62%
516	Farmington	San Juan Early College HS	8,402	17.75%	43.53%
438	Reserve	*Reserve Combo ES / HS	56,169	22.24%	43.42%
497	Lordsburg	Lordsburg HS	59,174	18.91%	43.31%
582	NM School for the Deaf	NMSD Santa Fe Campus	171,437	12.39%	43.21%
525	Gallup McKinley	Crownpoint ES	50,384	17.22%	42.82%
554	Deming	Memorial ES	51,476	14.99%	42.76%
469	Gallup McKinley	Stagecoach ES	63,286	20.65%	42.68%
584	Las Cruces	Arrowhead Park Early College High School	110,401	11.99%	42.38%
572	Espanola	Alcalde ES	49,948	13.53%	42.27%
459	Socorro	San Antonio ES	22,212	21.29%	42.27%
528	Farmington	Tibbetts M/S	113,438	17.15%	42.23%
493	Carlsbad	Monterrey ES	62,330	19.30%	42.22%
556	Santa Fe	El Dorado Community School	100,714	14.77%	42.21%
576	Clovis	W.D. Gattis MS	125,836	13.00%	42.19%
560	Albuquerque	Janet Kahn School for Integrated Arts	71,232	14.35%	42.04%
449	Farmington	Hermosa MS	122,682	21.71%	42.00%
589	Albuquerque	Desert Willow Family Alternative School	39,554	11.44%	41.97%
531	State Chartered Schools	Explore Academy Charter School - Albuquerque	149,199	17.04%	41.90%
518	Estancia	Estancia MS	29,150	17.62%	41.82%
590	State Chartered Schools	Albuquerque Bilingual Academy	55,466	11.44%	41.65%
375	Gallup McKinley	Twin Lakes ES	43,290	25.52%	41.46%
405	Gallup McKinley	John F. Kennedy MS	139,290	23.93%	41.45%
577	State Chartered Schools	Taos Academy Charter School	30,000	12.96%	41.39%
541	Los Lunas	Los Lunas HS	352,788	16.18%	41.30%
441	State Chartered Schools	The New America Charter School - Las Cruces Campus	24,330	22.12%	41.30%
565	Farmington	Farmington HS	331,678	14.15%	41.02%
110	Santa Rosa	Rita Marquez / Anton Chico Combo	23,112	43.70%	41.00%
574	Santa Fe	Nina Otero Community School	126,426	13.21%	40.62%
578	Espanola	Eutimio T. Salazar - Fairview ES	56,013	12.89%	40.60%
543	Central Consolidated	Naschitti ES	27,134	16.10%	40.18%
529	Eunice	Mettie Jordan ES	84,233	17.14%	40.02%
467	State Chartered Schools	Cottonwood Classical Preparatory School	75,540	20.74%	39.80%
580	Santa Fe	El Camino Real Academy	141,036	12.56%	39.68%
421	Hobbs	Freshman School	127,074	23.11%	39.61%
537	Rio Rancho	Rio Rancho MS	233,421	16.53%	39.46%
534	Albuquerque	Truman MS	224,325	16.69%	39.37%
591	Las Cruces	Las Cruces HS	428,271	11.38%	38.68%
604	Cimarron (District Charter)	Moreno Valley Preparatory	18,958	10.45%	38.57%
602	Clovis	Lockwood ES	56,104	10.65%	38.22%
595	Albuquerque (District Charter)	Ace Leadership Charter High School	33,224	11.16%	38.12%
600	Socorro (District Charter)	Cottonwood Valley Charter School	19,528	10.75%	38.09%
512	Lovington	Lovington Freshman Academy	26,025	18.37%	38.06%
517	Gallup McKinley	Ramah HS	61,252	17.63%	37.84%
544	Albuquerque	Jackson MS	90,303	16.00%	37.79%
598	Gallup McKinley	Navajo ES	56,880	11.01%	37.24%
499	Belen	Belen Family School	9,797	18.85%	36.93%
613	Albuquerque	George I Sanchez Collaborative Community K-8 School	239,144	9.41%	36.87%
573	Roswell	El Capitan ES	60,454	13.35%	36.81%
605	Farmington	Northeast ES	78,068	10.09%	36.81%
530	West Las Vegas	West Las Vegas MS	60,568	17.06%	36.79%
475	Mountainair	Mountainair Jr. / Sr. HS	87,911	20.40%	36.52%
432	Gallup McKinley	Chief Manuelito MS	112,070	22.60%	35.96%
561	Gallup McKinley	Tse' Yi' Gai HS	64,384	14.32%	35.92%
318	State Chartered Schools	Albuquerque School of Excellence Charter School	88,738	28.63%	35.66%
566	Deming	Columbus ES	74,258	14.15%	35.59%
594	Hobbs	Murray ES	68,262	11.22%	35.55%
581	Albuquerque (District Charter)	Technology Leadership HS	39,176	12.45%	35.44%
612	Albuquerque (District Charter)	Gilbert Sena Chartered HS	14,110	9.49%	34.59%
588	Albuquerque	Mountain View ES	74,576	11.64%	34.50%
597	Central Consolidated	Judy Nelson ES	110,664	11.01%	34.13%
603	Gallup McKinley	Catherine A. Miller ES	54,418	10.63%	33.95%
614	Zuni	Shiwi Ts' Ana ES	91,278	9.32%	33.88%
592	Las Vegas City	Los Ninos ES	69,305	11.30%	33.74%
585	Hobbs	Broadmoor ES	56,262	11.96%	33.57%
606	Albuquerque (District Charter)	Montessori of the Rio Grande Charter School	27,550	10.02%	33.31%
616	State Chartered Schools	*NM School for the Arts Charter School	80,155	8.92%	33.31%
617	NM School for the Blind	NMSBVI Alamogordo Campus	170,743	8.43%	33.21%
615	Gadsden	Desert View ES	72,280	9.31%	33.18%
610	Clovis	James Bickley ES	49,840	9.60%	33.14%
564	Grants Cibola	Los Alamos MS	70,482	14.24%	32.96%
514	Carlsbad	Riverside ES	43,586	18.05%	32.66%
618	State Chartered Schools	J. Paul Taylor Academy Charter School	23,228	8.16%	32.47%
619	Gadsden	Desert Pride Academy HS	62,846	8.04%	32.03%
593	Alamogordo	Desert Star ES	65,732	11.22%	31.16%

FY27 Final wNMCI Ranking
Sorted by FCI

Rank	District	School Name	Gross Area (Sq.Ft.)	wNMCI	Campus FCI
559	Deming	Deming HS	232,822	14.63%	30.33%
562	Deming	Deming Intermediate School	64,922	14.31%	30.16%
620	Gadsden	Yucca Heights ES	70,828	7.82%	30.15%
621	Albuquerque	Marie M Hughes ES	86,460	7.57%	30.08%
609	Gallup McKinley	Jefferson ES	60,370	9.64%	29.68%
551	Los Alamos	Barranca Mesa ES	75,741	15.22%	29.30%
575	Mesa Vista	Ojo Caliente ES	23,198	13.12%	28.99%
601	Jal	Jal ES	67,514	10.72%	28.72%
260	Albuquerque	Monte Vista ES	45,511	31.85%	28.32%
625	State Chartered Schools	The ASK Academy Charter School	61,842	6.96%	27.87%
611	Gallup McKinley	Del Norte ES	60,352	9.56%	27.74%
624	Gallup McKinley	Lincoln ES	54,556	7.01%	27.68%
500	Carlsbad	Desert Willow ES	90,254	18.78%	26.80%
599	Carlsbad	Ocotillo ES	90,254	10.95%	26.80%
628	Clovis	Parkview ES	63,272	6.69%	26.77%
629	Albuquerque	College And Career Alternative High School	27,470	6.67%	26.67%
622	State Chartered Schools	Twenty-First Century Public Academy	56,010	7.40%	26.58%
596	Gallup McKinley	Ramah ES	29,912	11.02%	25.34%
630	Albuquerque	Coyote Willow Family School	37,651	6.31%	25.19%
627	Albuquerque	Tres Volcanes Community Collaborative School	224,482	6.69%	24.97%
632	State Chartered Schools	Estancia Valley Academy Charter School	70,799	6.00%	24.01%
563	Belen	Rio Grande ES	51,302	14.26%	23.42%
626	Alamogordo	Sunset Hills ES	62,686	6.96%	23.42%
587	Clovis	Highland ES	43,546	11.64%	23.42%
607	Santa Fe	Milagro MS	118,102	9.76%	23.31%
636	Bernalillo	Santo Domingo ES / MS	49,416	5.71%	22.89%
635	Gallup McKinley	Thoreau ES	47,432	5.76%	21.12%
633	Roswell	Del Norte ES	73,876	6.00%	20.44%
638	Albuquerque (District Charter)	International School at Mesa del Sol Charter School	40,223	5.10%	20.43%
637	Rio Rancho	Joe Harris ES	87,654	5.38%	20.05%
634	Carlsbad	Cottonwood ES	83,842	5.90%	19.75%
631	State Chartered Schools	Mission Achievement and Success 2.0 Charter School	86,764	6.14%	17.75%
640	Albuquerque (District Charter)	Gordon Bernell Charter School	11,840	4.42%	17.72%
623	Belen	Dennis Chavez ES	52,786	7.18%	17.61%
639	Roswell	Mesa MS	82,810	4.91%	16.85%
642	State Chartered Schools	Tierra Adentro Charter School	38,296	4.17%	16.67%
547	Eunice	Caton MS	46,100	15.81%	13.68%
644	State Chartered Schools	Middle College Charter High School	16,832	3.35%	13.34%
608	Alamogordo	Holloman ES	72,154	9.71%	10.07%
648	Albuquerque	Sandia Base ES	88,646	2.51%	10.04%
646	Hobbs	Southern Heights ES	69,776	3.06%	6.69%
645	Albuquerque	Arroyo Del Oso	79,202	3.30%	6.69%
650	State Chartered Schools	Albuquerque Sign Language Academy	61,436	1.66%	6.67%
647	Alamogordo	Holloman MS	52,178	2.69%	3.35%
641	Las Cruces	Columbia ES	103,250	4.37%	3.35%
643	Farmington	Farmington Preschool Academy East	108,750	3.61%	3.34%
649	Grants Cibola	Bluewater ES	22,960	2.01%	0.00%

Upon PEC or district renewal of the charter, these schools will be measured, evaluated, and prioritized in the above list and eligible for grants under the standards-based capital outlay process.
 **Charter schools in privately owned facilities are not eligible for PSCOC capital outlay funding and are therefore not ranked in the body of this list.

Note	District	School Name	Gross Area (Sq.Ft.)	wNMCI	Campus FCI
NRC - 2027	State Chartered Schools	Rio Grande Academy of Fine Arts	24,718	34.26%	71.77%
NRC - 2027	State Chartered Schools	Thrive Community School	21,340	11.76%	41.10%
NRC - 2031	State Chartered Schools	Sacramento School of Engineering and Science	10,300	25.07%	69.13%
NRC - 2031	State Chartered Schools	Sun Mountain Community School	17,679	21.78%	54.38%
**	Albuquerque (District Charter)	Albuquerque Talent Development Academy	12,310	26.60%	58.32%
**	Albuquerque (District Charter)	Corrales International Charter	23,418	27.25%	68.90%
**	Albuquerque (District Charter)	Voz Collegiate Preparatory	28,342	15.98%	39.70%
**	State Chartered Schools	ACES Technical Charter School (Both Campuses)	58,909	25.36%	65.53%
**	State Chartered Schools	Albuquerque Collegiate Charter School	10,856	19.44%	53.11%
**	State Chartered Schools	Altura Preparatory Charter School	21,696	12.86%	43.69%
**	State Chartered Schools	Dzith Dit Looi School of Empowerment Charter	3,839	10.78%	31.05%
**	State Chartered Schools	Explore Academy Charter School - Rio Rancho	84,171	13.19%	41.96%
**	State Chartered Schools	Hozho Academy Charter	145,838	12.64%	26.10%
**	State Chartered Schools	Raices Del Saber Xinachtli Community School	15,355	14.89%	45.72%
**	State Chartered Schools	Six Directions Indigenous Charter School	13,174	55.12%	76.86%
**	State Chartered Schools	Solare Collegiate Charter School	21,760	5.05%	19.92%
**	State Chartered Schools	Taos Integrated School of the Arts	13,062	23.22%	28.43%
**	State Chartered Schools	Taos International School	24,416	16.02%	46.74%
**	Taos	Taos Municipal Charter School	34,101	33.58%	54.95%

Rank	District	School Name	Gross Area (Sq. Ft.)	wNMCI
18-19-5	Gallup McKinley	Rocky View ES	51,897	69.42%
18-19-6	Belen	Jaramillo ES	55,341	67.65%
18-19-23	Tularosa	Tularosa MS	53,751	50.44%
18-19-27	Gallup McKinley	Red Rock ES	60,638	49.31%
18-19-28	Gallup McKinley	Tohatchi HS	125,277	49.27%
18-19-36	Las Vegas City	Sierra Vista ES	42,484	46.85%
18-19-38	Los Lunas	Peralta ES	48,555	46.18%
18-19-39	Roswell	Nancy Lopez ES	32,462	45.78%
18-19-82	Socorro	Raymond Sarracino MS	96,202	40.48%
18-19-121	West Las Vegas	Tony Serna Jr. ES (Systems)	29,841	37.21%
18-19-167	Magdalena	Magdalena Combo (Systems)	133,441	33.87%
19-20-1	Alamogordo	Chaparral MS	140,476	78.51%
19-20-2	Central Consolidated	Newcomb ES	67,467	69.30%
19-20-2	Central Consolidated	Newcomb HS	132,311	39.47%
19-20-2	Central Consolidated	Newcomb MS	50,536	33.64%
19-20-3	Roswell	Mountain View MS	68,270	63.15%
19-20-12	Roswell	Washington Avenue ES	41,208	51.58%
19-20-46	Des Moines	Des Moines Combo	70,404	42.98%
19-20-210	San Jon	San Jon Combo	83,728	29.72%
20-21-1	Zuni	Twin Buttes HS	21,638	64.53%
20-21-6	Carrizozo	Carrizozo Combo	93,179	53.02%
20-21-20	Zuni	Zuni HS	116,226	47.99%
20-21-20	Zuni	Zuni MS	77,852	41.99%
20-21-29	Gallup McKinley	Gallup HS (Systems)	259,312	46.29%
20-21-51	Hobbs	Heizer MS	87,148	41.94%
20-21-64	Las Cruces	Tombaugh ES (Systems)	78,092	40.97%
20-21-70	Gallup McKinley	Crownpoint HS	81,218	40.58%
20-21-96	Gallup McKinley	Navajo Pine HS	76,554	37.75%
20-21-100	Grants Cibola	Mesa View ES	55,574	37.47%
20-21-184	Las Cruces	Organ Mountain HS	283,606	32.78%
21-22-6	Raton	Longfellow ES	33,800	59.34%
21-22-6	Raton	Raton Intermediate	56,292	30.39%
21-22-6	Raton	Raton HS	108,302	33.17%
21-22-17	Gadsden	Gadsden MS	153,811	48.16%
21-22-39	Mosquero	Mosquero Combo	53,767	43.07%
21-22-60	Las Cruces	East Picacho ES (Systems)	63,480	40.49%
21-22-78	Los Alamos	Chamisa ES	49,091	38.67%
21-22-87	Los Lunas	Ann Parish ES	69,576	37.58%
21-22-95	Los Alamos	Pinon ES	45,894	37.09%
21-22-162	Las Cruces	Zia MS (Systems)	111,108	32.81%
21-22-199	T or C	Sierra ES (Systems)	25,462	30.66%
21-22-209	Las Cruces	Hermosa Heights ES (Systems)	74,193	30.09%
21-22-213	Farmington	Bluffview ES (Systems)	60,303	29.93%
21-22-243	Farmington	Apache ES (Systems)	58,978	28.06%
21-22-276	Portales	James ES (Systems)	58,732	26.23%
21-22-285	Tularosa	Tularosa Intermediate (Systems)	40,858	25.89%
21-22-298	Farmington	Piedra Vista HS (Systems)	249,819	25.18%
22-23-1	Gallup McKinley	Gallup Central Alternative HS	40,688	122.44%
22-23-3	Gallup McKinley	David Skeet ES	43,192	37.24%
22-23-6	Pojoaque Valley	Pojoaque MS	83,783	61.16%
22-23-10	Pojoaque Valley	Sixth Grade Academy	15,048	51.27%
22-23-27	Gallup McKinley	Thoreau HS	120,650	45.57%
22-23-59	Farmington	Mesa Verde ES	54,633	40.95%
22-23-61	Gadsden	Loma Linda (Systems)	59,682	40.52%
22-23-63	Estancia	Estancia Combo ES	79,522	39.39%
22-23-65	Farmington	Heights MS	89,398	39.86%
22-23-295	Gadsden	Sunland Park ES (Systems)	57,584	25.01%
22-23-336	Gallup McKinley	Indian Hills (Systems)	50,955	22.90%
23-24-3	Penasco	Penasco ES	60,496	74.13%
23-24-3	Penasco	Penasco HS	70,554	58.42%
23-24-3	Penasco	Penasco MS	30,569	49.06%
23-24-7	Bernalillo	Algodones ES	27,640	67.78%
23-24-17	Maxwell	Maxwell Combo	57,557	53.98%
23-24-14	Springer	Springer Combo ES	40,307	55.32%
23-24-19	Springer	Springer MS/HS	54,847	53.10%
23-24-21	Albuquerque	Taft MS (Systems)	121,557	40.08%
23-24-24	Central Consolidated	Tse'bit'ai MS	108,353	51.12%
23-24-26	Albuquerque	S.Y. Jackson ES (Systems)	57,042	48.71%
23-24-44	Albuquerque	Highland HS (Systems)	370,103	39.04%
23-24-47	Albuquerque	Longfellow ES (Systems)	48,444	52.08%
23-24-54	Albuquerque	Monte Vista ES (Systems)	59,817	35.39%
23-24-62	Melrose	Melrose Combo	113,523	41.90%
23-24-64	Hondo Valley	Hondo Combo	64,994	41.64%
23-24-71	Albuquerque	Sandia HS (Systems)	343,077	49.17%
23-24-75	Albuquerque	Valley HS (Systems)	325,495	36.54%
23-24-78	Albuquerque	Eisenhower MS (Systems)	135,922	39.58%
23-24-81	Dexter	Dexter MS	50,438	39.19%
23-24-83	Albuquerque	Duranos ES (Pre K)	55,343	39.07%
23-24-95	Albuquerque	Harrison MS	101,094	37.70%
23-24-100	Hagerman	Hagerman Combo	142,676	37.17%
23-24-107	Artesia	Roselawn ES	38,416	36.51%
23-24-133	Dexter	Dexter ES	80,345	33.68%
23-24-135	Albuquerque	Van Buren MS	112,829	33.51%
23-24-253	Cimarron	Cimarron ES/MS	55,457	26.98%
23-24-256	Clovis	Marshall Junior HS (Systems)	161,366	33.57%
23-24-268	West Las Vegas	Luis E. Armijo ES	42,893	25.89%
23-24-285	Los Alamos	Los Alamos HS (Systems)	280,624	25.14%
23-24-330	Texico	Texico Combo (Systems)	162,898	22.80%
23-24-421	Cuba	Cuba ES (Pre K)	41,143	18.21%
24-25-11	Silver	Cliff Combo ES/HS	70,603	59.37%

FY27 Final wNMCI Ranking
Sorted by District then School

24-25-37	Bloomfield	Central Primary School	93,491	82.92%
24-25-41	Grants Cibola	Grants HS (Systems)	248,339	46.00%
24-25-58	Bloomfield	Naaba Ani ES	84,713	42.05%
24-25-71	Bloomfield	Mesa Alta Junior HS	123,077	40.21%
24-25-88	Rio Rancho	Lincoln MS	133,154	37.51%
24-25-99	Rio Rancho	Rio Rancho HS	352,522	36.59%
24-25-122	Alamogordo	Alamogordo HS (Systems)	322,631	34.87%
24-25-163	Hatch Valley	Hatch Valley MS (Systems)	65,490	31.79%
24-25-169	Eunice	Eunice HS (Systems)	151,529	31.48%
24-25-213	Logan	Logan Combo (Systems)	88,929	28.88%
24-25-225	Silver	Harrison H. Schmitt ES (Systems)	70,405	28.02%
24-25-250	Silver	La Plata MS (Systems)	105,957	27.21%
24-25-253	Clayton	Clayton Jr HS and Kiser ES (Systems)	36,508	27.16%
24-25-300	Ruidoso	Ruidoso HS (Systems)	168,819	24.90%

Schools with "XX-XX-XX" rankings are projects that have received an award through a previous standards or systems-based award. The rank is formatted by award year followed by the rank from that award cycle.

Rank	District	School Name	Gross Area (Sq.Ft.)	wNMCI	Campus FCI
Schools under consideration for an award under the FY26 Cycle are included and are identified by an asterisk (*)					
OFFICIAL Statewide Average wNMCI: 30.06%; Statewide Average Cumulative FCI: 58.82%; Average wNMCI of Top 30: 74.65% (Includes FY26 Applicants)					
OFFICIAL Statewide Average wNMCI: 27.92%; Statewide Average Cumulative FCI: 57.35%; Average wNMCI of Top 30: 62.13% (Excludes FY26 Applicants)					
10	Alamogordo	Buena Vista ES	37,522	81.18%	76.61%
593	Alamogordo	Desert Star ES	65,732	11.22%	31.16%
3	Alamogordo	High Rolls Mountain Park ES	12,613	110.58%	83.39%
608	Alamogordo	Holloman ES	72,154	9.71%	10.07%
647	Alamogordo	Holloman MS	52,178	2.69%	3.35%
149	Alamogordo	La Luz ES	43,550	39.95%	69.62%
35	Alamogordo	Mountain View MS	88,680	54.66%	77.49%
56	Alamogordo	North Elementary ES	35,939	51.32%	81.40%
4	Alamogordo	Sierra ES	46,136	108.22%	75.55%
626	Alamogordo	Sunset Hills ES	62,686	6.96%	23.42%
460	Alamogordo	Yucca ES	47,894	21.25%	52.94%
229	Albuquerque	*Apache ES	86,346	33.66%	67.79%
157	Albuquerque	*Barcelona ES	75,125	38.70%	76.07%
129	Albuquerque	*Chamiza ES	71,388	41.80%	73.49%
266	Albuquerque	*Chaparral ES	112,890	31.21%	66.57%
181	Albuquerque	*Dennis Chavez ES	83,107	37.48%	69.53%
204	Albuquerque	*Desert Ridge MS	159,768	35.26%	69.87%
97	Albuquerque	*Double Eagle ES	67,107	44.61%	79.77%
162	Albuquerque	*Edmund G. Ross ES	64,953	38.36%	68.90%
90	Albuquerque	*Eldorado HS	337,832	45.81%	75.00%
64	Albuquerque	*Grant MS	124,261	49.87%	72.01%
186	Albuquerque	*Hayes MS	103,210	36.97%	74.81%
82	Albuquerque	*Hubert Humphrey ES	60,450	46.92%	76.83%
173	Albuquerque	*Kit Carson ES	70,487	37.88%	75.51%
160	Albuquerque	*New Futures Alternative HS	45,258	38.54%	66.88%
91	Albuquerque	*Pajarito ES	76,032	45.78%	78.80%
24	Albuquerque	*Tomasita ES	60,696	60.78%	80.06%
67	Albuquerque	*Washington MS	94,558	48.95%	80.56%
155	Albuquerque	A Montoya ES	67,804	39.04%	66.45%
238	Albuquerque	Adobe Acres ES	73,283	33.26%	67.65%
144	Albuquerque	Alameda ES	46,034	40.46%	74.11%
232	Albuquerque	Alamosa ES	77,780	33.61%	73.89%
132	Albuquerque	Albuquerque HS	325,197	41.27%	71.59%
316	Albuquerque	Alvarado ES	50,962	28.84%	72.55%
81	Albuquerque	Armijo ES	60,109	47.11%	73.80%
645	Albuquerque	Arroyo Del Oso	79,202	3.30%	6.69%
412	Albuquerque	Atrisco ES	71,591	23.40%	45.88%
470	Albuquerque	Atrisco Heritage Academy HS	445,442	20.62%	50.95%
188	Albuquerque	Bandelier ES	81,808	36.81%	73.38%
220	Albuquerque	Bel-Air ES	62,610	34.10%	72.18%
327	Albuquerque	Bellhaven ES	51,079	28.09%	65.66%
126	Albuquerque	Carlos Rey ES	100,865	42.03%	75.31%
310	Albuquerque	Chelwood ES	75,958	28.96%	63.24%
269	Albuquerque	Cibola HS	380,440	31.06%	64.53%
74	Albuquerque	Cleveland MS	108,159	47.89%	79.99%
413	Albuquerque	Cochiti ES	54,151	23.35%	59.90%
629	Albuquerque	College And Career Alternative High School	27,470	6.67%	26.67%
317	Albuquerque	Collet Park	57,961	28.73%	63.41%
445	Albuquerque	Comanche ES	48,275	21.93%	59.37%
446	Albuquerque	Coronado ES	42,915	21.84%	64.13%
254	Albuquerque	Corrales ES	62,167	32.25%	67.64%
630	Albuquerque	Coyote Willow Family School	37,651	6.31%	25.19%
407	Albuquerque	Del Norte HS	263,451	23.85%	52.80%
589	Albuquerque	Desert Willow Family Alternative School	39,554	11.44%	41.97%
502	Albuquerque	Dolores Gonzales ES	62,840	18.74%	55.53%
268	Albuquerque	Douglas MacArthur ES	42,804	31.07%	71.75%
503	Albuquerque	Early College Academy - Career Enrichment	90,992	18.72%	43.62%
185	Albuquerque	East San Jose ES	67,812	37.09%	72.74%
166	Albuquerque	Edward Gonzales ES	79,848	38.21%	61.96%
151	Albuquerque	Emerson ES	76,682	39.67%	73.70%
134	Albuquerque	Ernie Pyle MS	127,404	41.06%	64.81%
45	Albuquerque	Eugene Field ES	54,897	53.02%	85.30%
112	Albuquerque	Freedom HS	42,972	43.55%	80.30%
28	Albuquerque	Garfield MS	97,619	59.38%	75.65%
613	Albuquerque	George I Sanchez Collaborative Community K-8 School	239,144	9.41%	36.87%
553	Albuquerque	Georgia O'Keefe ES	91,843	15.10%	51.13%
202	Albuquerque	Governor Bent ES	63,840	35.38%	71.85%
46	Albuquerque	Griegos ES	42,893	52.96%	80.42%
311	Albuquerque	Hawthorne ES	69,678	28.96%	63.71%

FY27 Final wNMCI Ranking
Sorted by District then School

Rank	District	School Name	Gross Area (Sq.Ft.)	wNMCI	Campus FCI
546	Albuquerque	Helen Cordero ES	81,955	15.83%	54.47%
168	Albuquerque	Hodgin ES	76,597	38.10%	79.83%
37	Albuquerque	Hoover MS	110,021	54.20%	80.30%
353	Albuquerque	Inez ES	60,339	26.82%	63.54%
544	Albuquerque	Jackson MS	90,303	16.00%	37.79%
313	Albuquerque	James Monroe MS	161,713	28.95%	66.55%
560	Albuquerque	Janet Kahn School for Integrated Arts	71,232	14.35%	42.04%
148	Albuquerque	Jefferson MS	138,023	40.13%	74.50%
218	Albuquerque	Jimmy Carter MS	162,534	34.41%	65.42%
48	Albuquerque	John Adams MS	135,207	52.91%	84.82%
409	Albuquerque	John Baker ES	69,801	23.52%	59.42%
66	Albuquerque	Kennedy MS	101,572	49.36%	77.42%
131	Albuquerque	Kirtland ES	58,038	41.47%	76.77%
102	Albuquerque	La Cueva HS	384,273	44.04%	79.74%
127	Albuquerque	La Luz ES	52,532	41.93%	72.52%
177	Albuquerque	La Mesa ES	85,468	37.63%	78.44%
199	Albuquerque	Laland ES	75,939	35.51%	54.08%
98	Albuquerque	Lew Wallace ES	37,090	44.48%	80.73%
119	Albuquerque	Los Padillas ES	52,066	43.01%	70.71%
26	Albuquerque	Los Ranchos ES	58,241	60.57%	72.72%
193	Albuquerque	Lowell ES	51,882	36.37%	67.93%
52	Albuquerque	Lyndon B. Johnson MS	165,860	51.97%	81.25%
277	Albuquerque	Madison MS	111,398	30.85%	70.56%
339	Albuquerque	Manzano HS	336,230	27.51%	60.44%
299	Albuquerque	Manzano Mesa ES	80,367	29.46%	64.66%
621	Albuquerque	Marie M Hughes ES	86,460	7.57%	30.08%
243	Albuquerque	Mark Twain ES	66,782	32.74%	71.76%
71	Albuquerque	Mary Ann Binford ES	86,658	48.14%	75.35%
85	Albuquerque	Matheson Park ES	42,637	46.36%	75.35%
262	Albuquerque	McCollum ES	70,311	31.70%	68.16%
140	Albuquerque	McKinley MS	101,091	40.56%	70.23%
245	Albuquerque	Mission Avenue ES	62,891	32.64%	76.96%
125	Albuquerque	Mitchell ES	56,493	42.35%	79.76%
260	Albuquerque	Monte Vista ES	45,511	31.85%	28.32%
76	Albuquerque	Montezuma ES	60,763	47.60%	75.35%
588	Albuquerque	Mountain View ES	74,576	11.64%	34.50%
557	Albuquerque	Navajo ES	81,104	14.66%	46.69%
569	Albuquerque	nex+Gen Academy HS	46,606	13.94%	47.45%
434	Albuquerque	North Star ES	79,411	22.56%	55.14%
326	Albuquerque	Onate ES	57,457	28.24%	55.99%
332	Albuquerque	Osuna ES	55,035	27.91%	61.16%
345	Albuquerque	Painted Sky ES	99,305	27.17%	74.88%
49	Albuquerque	Petroglyph ES	79,636	52.67%	80.50%
79	Albuquerque	Polk MS	94,913	47.19%	76.56%
334	Albuquerque	Reginald Chavez ES	54,078	27.70%	58.56%
307	Albuquerque	Rio Grande HS	474,510	29.13%	61.13%
92	Albuquerque	Roosevelt MS	102,436	45.35%	78.05%
520	Albuquerque	Rudolfo Anaya ES	104,705	17.42%	53.37%
143	Albuquerque	San Antonito ES	56,317	40.47%	75.38%
648	Albuquerque	Sandia Base ES	88,646	2.51%	10.04%
100	Albuquerque	School on Wheels Alternative School	16,408	44.14%	86.84%
101	Albuquerque	Seven Bar ES	86,629	44.14%	68.12%
191	Albuquerque	Sierra Vista ES	72,633	36.59%	77.36%
308	Albuquerque	Sombra del Monte ES	60,091	29.07%	67.79%
538	Albuquerque	Sunset View ES	85,305	16.39%	51.67%
351	Albuquerque	Susie Rayos Marmon ES	102,871	26.88%	52.77%
93	Albuquerque	Taylor MS	112,880	45.34%	79.58%
508	Albuquerque	Tierra Antigua ES	102,480	18.56%	55.60%
536	Albuquerque	Tony Hillerman MS	178,767	16.56%	52.77%
627	Albuquerque	Tres Volcanes Community Collaborative School	224,482	6.69%	24.97%
534	Albuquerque	Truman MS	224,325	16.69%	39.37%
367	Albuquerque	Valle Vista ES	69,270	25.86%	61.40%
498	Albuquerque	Ventana Ranch ES	95,068	18.87%	50.92%
527	Albuquerque	Volcano Vista HS	488,795	17.20%	54.46%
183	Albuquerque	West Mesa HS	352,222	37.29%	72.67%
571	Albuquerque	Wherry ES	83,371	13.62%	44.57%
259	Albuquerque	Whittier ES	66,163	31.87%	70.05%
309	Albuquerque	Wilson MS	127,846	29.02%	64.70%
293	Albuquerque	Zia ES	68,717	30.14%	69.11%
264	Albuquerque	Zuni ES	50,719	31.30%	66.96%
595	Albuquerque (District Charter)	Ace Leadership Charter High School	33,224	11.16%	38.12%
465	Albuquerque (District Charter)	Albuquerque Charter Academy	28,022	20.83%	61.01%
417	Albuquerque (District Charter)	Albuquerque Institute for Math and Science Charter School	28,020	23.20%	71.24%
424	Albuquerque (District Charter)	Alice King Community Charter School	55,578	23.01%	57.39%
403	Albuquerque (District Charter)	Christine Duncan Community Charter School	39,977	24.12%	65.80%
397	Albuquerque (District Charter)	Cien Aguas International Charter School	72,978	24.54%	51.23%
548	Albuquerque (District Charter)	Coral Community Charter School	18,881	15.61%	49.94%
237	Albuquerque (District Charter)	Digital Arts And Technology Academy	51,210	33.30%	68.71%
401	Albuquerque (District Charter)	East Mountain Charter High School	44,840	24.20%	69.04%
135	Albuquerque (District Charter)	El Camino Real Academy Charter School	66,122	40.97%	74.66%
612	Albuquerque (District Charter)	Gilbert Sena Chartered HS	14,110	9.49%	34.59%
640	Albuquerque (District Charter)	Gordon Bernell Charter School	11,840	4.42%	17.72%
511	Albuquerque (District Charter)	Health Leadership High School Charter	30,898	18.41%	54.86%
638	Albuquerque (District Charter)	International School at Mesa del Sol Charter School	40,223	5.10%	20.43%
435	Albuquerque (District Charter)	La Academia de Esperanza Charter School	28,402	22.56%	65.07%
472	Albuquerque (District Charter)	Los Puentes Charter School	21,174	20.50%	58.79%
298	Albuquerque (District Charter)	Mark Armijo Academy Charter School	19,104	29.71%	65.57%
606	Albuquerque (District Charter)	Montessori of the Rio Grande Charter School	27,550	10.02%	33.31%
281	Albuquerque (District Charter)	Mountain Mohogany Community Charter School	16,115	30.61%	64.24%

FY27 Final wNMCI Ranking
Sorted by District then School

Rank	District	School Name	Gross Area (Sq.Ft.)	wNMCI	Campus FCI
509	Albuquerque (District Charter)	Native American Community Academy (Both Campuses)	81,737	18.52%	48.79%
372	Albuquerque (District Charter)	New America Charter School	25,440	25.68%	57.55%
180	Albuquerque (District Charter)	NM International Charter School	66,076	37.54%	77.48%
170	Albuquerque (District Charter)	Public Academy For Performing Arts Charter School	46,929	37.93%	81.03%
340	Albuquerque (District Charter)	Robert F. Kennedy Charter High School	75,266	27.43%	57.67%
212	Albuquerque (District Charter)	Siembra Leadership Charter HS	18,072	34.66%	55.92%
419	Albuquerque (District Charter)	South Valley Academy Charter School	66,509	23.14%	61.18%
581	Albuquerque (District Charter)	Technology Leadership HS	39,176	12.45%	35.44%
5	Animas	*Animas ES	32,777	89.62%	82.82%
8	Animas	*Animas MS / HS	62,440	82.69%	91.19%
323	Artesia	Artesia HS	283,192	28.30%	65.68%
455	Artesia	Central ES	33,341	21.41%	57.91%
279	Artesia	Grand Heights Early Childhood ES	59,680	30.79%	47.74%
476	Artesia	Hermosa ES	46,074	20.39%	56.36%
83	Artesia	Park Junior HS	127,921	46.54%	79.67%
295	Artesia	Penasco ES	13,598	30.04%	59.23%
121	Artesia	Yeso ES	58,866	42.80%	71.07%
478	Artesia	Yucca ES	55,237	20.36%	51.65%
306	Artesia	Zia Intermediate	112,458	29.29%	71.51%
156	Aztec	*Vista Nueva Alternative HS	15,868	38.77%	71.59%
343	Aztec	Aztec HS	228,913	27.26%	64.23%
393	Aztec	C.V.Koogler MS	129,645	24.67%	60.70%
321	Aztec	Lydia Rippey ES	73,608	28.44%	66.24%
286	Aztec	McCoy Avenue ES	67,881	30.48%	66.07%
270	Aztec	Park Avenue ES	70,526	31.04%	71.46%
335	Aztec (District Charter)	Mosaic Academy Charter School	18,868	27.60%	57.98%
499	Belen	Belen Family School	9,797	18.85%	36.93%
27	Belen	Belen HS	277,892	60.26%	74.81%
176	Belen	Belen MS	124,106	37.67%	69.37%
450	Belen	Central ES	50,216	21.56%	53.50%
623	Belen	Dennis Chavez ES	52,786	7.18%	17.61%
241	Belen	Gil Sanchez ES	59,416	32.94%	70.06%
549	Belen	Infinity Alternative HS	25,530	15.56%	52.14%
192	Belen	La Merced ES	67,286	36.53%	65.68%
350	Belen	La Promesa ES	58,622	26.91%	63.03%
563	Belen	Rio Grande ES	51,302	14.26%	23.42%
486	Bernalillo	Bernalillo ES	65,480	19.87%	44.00%
550	Bernalillo	Bernalillo HS	185,987	15.56%	44.02%
223	Bernalillo	Bernalillo MS	104,085	34.00%	64.75%
545	Bernalillo	Carroll ES	88,558	15.90%	47.21%
137	Bernalillo	Cochiti ES / MS	65,726	40.95%	68.34%
399	Bernalillo	Placitas ES	35,794	24.31%	64.82%
636	Bernalillo	Santo Domingo ES / MS	49,416	5.71%	22.89%
136	Bloomfield	Blanco ES	48,030	40.97%	67.71%
276	Bloomfield	Bloomfield Early Childhood Center	58,219	30.89%	72.92%
227	Bloomfield	Bloomfield HS	261,579	33.73%	64.93%
320	Bloomfield	Charlie Y. Brown HS	19,503	28.50%	72.13%
171	Capitan	*Capitan Combo MS / HS	77,759	37.93%	56.10%
167	Capitan	Capitan ES	48,390	38.18%	68.58%
113	Carlsbad	Alta Vista MS	122,804	43.36%	74.10%
328	Carlsbad	Carlsbad Early College HS	19,194	28.07%	52.92%
123	Carlsbad	Carlsbad Enrichment Center	16,170	42.67%	71.57%
249	Carlsbad	Carlsbad HS	384,427	32.51%	64.11%
634	Carlsbad	Cottonwood ES	83,842	5.90%	19.75%
500	Carlsbad	Desert Willow ES	90,254	18.78%	26.80%
72	Carlsbad	Early Childhood Education Center	51,854	48.00%	66.42%
493	Carlsbad	Monterrey ES	62,330	19.30%	42.22%
599	Carlsbad	Ocotillo ES	90,254	10.95%	26.80%
109	Carlsbad	P.R. Leyva MS	165,515	43.73%	71.44%
514	Carlsbad	Riverside ES	43,586	18.05%	32.66%
44	Carlsbad	Sunset ES	40,644	53.32%	76.01%
255	Carlsbad (District Charter)	Jefferson Montessori Academy	30,698	32.10%	73.35%
414	Central Consolidated	Central Career Prep	32,040	23.23%	62.14%
483	Central Consolidated	Eva B. Stokely ES	110,042	20.20%	48.73%
597	Central Consolidated	Judy Nelson ES	110,664	11.01%	34.13%
163	Central Consolidated	Kirtland Central HS	196,722	38.33%	62.81%
214	Central Consolidated	Kirtland ES	94,041	34.51%	65.61%
420	Central Consolidated	Kirtland MS	123,868	23.11%	62.81%
302	Central Consolidated	Mesa ES	70,137	29.43%	73.92%
543	Central Consolidated	Naschitti ES	27,134	16.10%	40.18%
338	Central Consolidated	Nizhoni ES	71,281	27.51%	63.27%
314	Central Consolidated	Ojo Amarillo ES	77,104	28.91%	58.92%
84	Central Consolidated	Shiprock HS	221,393	46.36%	72.59%
443	Chama Valley	*Escalante MS / HS	63,731	22.04%	53.22%
433	Chama Valley	*Tierra Amarilla ES	22,162	22.59%	50.77%
69	Chama Valley	Chama ES / MS	42,244	48.29%	77.29%
336	Cimarron	Cimarron HS	50,311	27.59%	62.40%
190	Cimarron	Eagles Nest ES / MS Combo	61,771	36.74%	68.19%
604	Cimarron (District Charter)	Moreno Valley Preparatory	18,958	10.45%	38.57%
130	Clayton	Alvis ES	33,360	41.56%	59.75%
230	Clayton	Clayton HS	85,730	33.65%	69.08%
40	Cloudcroft	Cloudcroft ES / MS	60,414	54.00%	60.82%
400	Cloudcroft	Cloudcroft HS	80,733	24.23%	59.08%
133	Clovis	*Clovis HS	319,139	41.21%	71.67%
359	Clovis	Barry ES	56,406	26.40%	48.55%
533	Clovis	Bella Vista ES	68,476	16.75%	53.14%
587	Clovis	Highland ES	43,546	11.64%	23.42%
21	Clovis	iAcademy at Lincoln Jackson	31,242	62.59%	85.73%
610	Clovis	James Bickley ES	49,840	9.60%	33.14%

FY27 Final wNMCI Ranking
Sorted by District then School

Rank	District	School Name	Gross Area (Sq.Ft.)	wNMCI	Campus FCI
448	Clovis	La Casita ES	61,547	21.74%	51.08%
602	Clovis	Lockwood ES	56,104	10.65%	38.22%
325	Clovis	Mesa ES	60,402	28.27%	62.94%
628	Clovis	Parkview ES	63,272	6.69%	26.77%
200	Clovis	Sandia ES	61,343	35.43%	73.15%
576	Clovis	W.D. Gattis MS	125,836	13.00%	42.19%
289	Clovis	Yucca Junior HS	112,979	30.22%	63.76%
378	Clovis	Zia ES	57,004	25.20%	66.80%
337	Cobre	Bayard ES	58,004	27.57%	66.64%
415	Cobre	Central ES	52,545	23.22%	56.00%
15	Cobre	Cobre HS	147,341	67.30%	81.05%
234	Cobre	Hurley ES	36,850	33.49%	69.22%
42	Cobre	San Lorenzo ES	21,202	53.48%	74.98%
75	Cobre	Snell MS	81,821	47.65%	80.93%
201	Corona	*Corona Combo	62,101	35.43%	72.85%
464	Cuba	*Cuba HS	108,384	20.89%	63.72%
169	Cuba	Cuba MS	37,324	37.93%	69.57%
246	Deming	*Chaparral ES	59,873	32.63%	47.77%
208	Deming	*Ruben S Torres ES	70,638	34.90%	57.54%
376	Deming	Bataan ES	70,638	25.45%	58.76%
22	Deming	Bell ES	35,008	61.65%	70.59%
566	Deming	Columbus ES	74,258	14.15%	35.59%
559	Deming	Deming HS	232,822	14.63%	30.33%
562	Deming	Deming Intermediate School	64,922	14.31%	30.16%
221	Deming	Early College HS	11,240	34.10%	66.50%
554	Deming	Memorial ES	51,476	14.99%	42.76%
431	Deming	Red Mountain MS	130,470	22.61%	61.92%
120	Deming (District Charter)	Cesar Chavez Charter High School	24,664	42.94%	62.87%
231	Dexter	Dexter HS	97,879	33.64%	72.30%
406	Dora	Dora Combo	104,869	23.88%	63.90%
139	Dulce	Dulce ES	68,400	40.78%	66.77%
251	Dulce	Dulce HS	144,209	32.42%	58.14%
164	Dulce	Dulce MS	93,800	38.32%	74.70%
103	Elida	Elida ES	17,245	43.95%	68.66%
284	Elida	Elida MS / HS	52,809	30.49%	65.45%
39	Espanola	*Espanola Valley HS	188,295	54.11%	77.69%
60	Espanola	Abiquiu ES	24,562	50.42%	76.71%
572	Espanola	Alcalde ES	49,948	13.53%	42.27%
379	Espanola	Carlos F. Vigil MS	118,712	25.17%	53.96%
68	Espanola	Chimayo ES	35,027	48.54%	73.79%
158	Espanola	Dixon ES	19,781	38.59%	74.03%
578	Espanola	Eutimio T. Salazar - Fairview ES	56,013	12.89%	40.60%
38	Espanola	Hernandez ES	37,827	54.14%	70.56%
89	Espanola	James Rodriguez ES	61,765	45.84%	65.47%
271	Espanola	Los Ninos Kindergarten ES	24,557	31.01%	56.59%
105	Espanola	San Juan ES	46,665	43.91%	70.93%
408	Espanola	Tony Quintana ES	41,087	23.58%	56.70%
23	Espanola	Velarde ES	23,628	61.14%	89.93%
285	Estancia	Estancia HS	107,802	30.49%	63.40%
518	Estancia	Estancia MS	29,150	17.62%	41.82%
547	Eunice	Caton MS	46,100	15.81%	13.68%
529	Eunice	Mettie Jordan ES	84,233	17.14%	40.02%
365	Farmington	Animas ES	57,043	25.93%	63.53%
447	Farmington	Country Club ES	64,225	21.78%	44.33%
165	Farmington	Esperanza ES	76,390	38.28%	71.94%
565	Farmington	Farmington HS	331,678	14.15%	41.02%
643	Farmington	Farmington Preschool Academy East	108,750	3.61%	3.34%
449	Farmington	Hermosa MS	122,682	21.71%	42.00%
347	Farmington	Ladera del Norte ES	61,239	27.13%	67.01%
364	Farmington	McCormick ES	69,145	26.01%	53.59%
458	Farmington	McKinley ES	69,429	21.29%	56.71%
161	Farmington	Mesa View MS	102,822	38.50%	71.30%
605	Farmington	Northeast ES	78,068	10.09%	36.81%
95	Farmington	Rocinante HS	26,876	44.92%	79.97%
516	Farmington	San Juan Early College HS	8,402	17.75%	43.53%
528	Farmington	Tibbetts M/S	113,438	17.15%	42.23%
253	Floyd	Floyd Combo	71,876	32.36%	70.18%
322	Fort Sumner	Fort Sumner Combo	128,689	28.35%	65.05%
94	Gadsden	Alta Vista Early College HS	16,608	45.33%	77.60%
522	Gadsden	Anthony ES	70,622	17.33%	55.60%
482	Gadsden	Berino ES	75,216	20.23%	46.71%
490	Gadsden	Chaparral ES	74,479	19.65%	44.01%
422	Gadsden	Chaparral HS	264,212	23.10%	57.92%
36	Gadsden	Chaparral MS	95,002	54.49%	72.33%
619	Gadsden	Desert Pride Academy HS	62,846	8.04%	32.03%
263	Gadsden	Desert Trails ES	67,886	31.64%	66.30%
615	Gadsden	Desert View ES	72,280	9.31%	33.18%
586	Gadsden	Gadsden ES	63,315	11.74%	44.07%
492	Gadsden	Gadsden HS	299,451	19.55%	56.50%
217	Gadsden	La Union ES	58,785	34.42%	66.89%
535	Gadsden	North Valley ES	64,440	16.58%	47.90%
261	Gadsden	Riverside ES	70,032	31.76%	68.59%
303	Gadsden	Santa Teresa ES	70,522	29.34%	64.07%
371	Gadsden	Santa Teresa HS	244,491	25.71%	61.61%
274	Gadsden	Santa Teresa MS	127,520	30.98%	73.05%
471	Gadsden	Sunrise ES	113,188	20.61%	57.59%
466	Gadsden	Vado ES	61,200	20.75%	56.74%
620	Gadsden	Yucca Heights ES	70,828	7.82%	30.15%
603	Gallup McKinley	Catherine A. Miller ES	54,418	10.63%	33.95%

FY27 Final wNMCI Ranking
Sorted by District then School

Rank	District	School Name	Gross Area (Sq.Ft.)	wNMCI	Campus FCI
87	Gallup McKinley	Chee Dodge ES	54,319	46.22%	60.21%
432	Gallup McKinley	Chief Manuelito MS	112,070	22.60%	35.96%
525	Gallup McKinley	Crownpoint ES	50,384	17.22%	42.82%
611	Gallup McKinley	Del Norte ES	60,352	9.56%	27.74%
175	Gallup McKinley	Gallup MS	83,397	37.70%	72.62%
468	Gallup McKinley	Hiroshi Miyamura HS	204,210	20.71%	53.15%
609	Gallup McKinley	Jefferson ES	60,370	9.64%	29.68%
405	Gallup McKinley	John F. Kennedy MS	139,290	23.93%	41.45%
624	Gallup McKinley	Lincoln ES	54,556	7.01%	27.68%
598	Gallup McKinley	Navajo ES	56,880	11.01%	37.24%
494	Gallup McKinley	Navajo MS	52,762	19.29%	52.57%
596	Gallup McKinley	Ramah ES	29,912	11.02%	25.34%
517	Gallup McKinley	Ramah HS	61,252	17.63%	37.84%
469	Gallup McKinley	Stagecoach ES	63,286	20.65%	42.68%
635	Gallup McKinley	Thoreau ES	47,432	5.76%	21.12%
480	Gallup McKinley	Thoreau MS	54,164	20.32%	54.05%
362	Gallup McKinley	Tobe Turpen ES	50,322	26.13%	52.84%
552	Gallup McKinley	Tohatchi ES	57,230	15.17%	54.17%
561	Gallup McKinley	Tse' Yi' Gai HS	64,384	14.32%	35.92%
375	Gallup McKinley	Twin Lakes ES	43,290	25.52%	41.46%
442	Grady	Grady Combo	73,516	22.04%	54.30%
649	Grants Cibola	Bluewater ES	22,960	2.01%	0.00%
510	Grants Cibola	Cubero ES	39,004	18.49%	47.42%
440	Grants Cibola	Laguna Acoma Combo HS / MS	125,138	22.17%	44.04%
564	Grants Cibola	Los Alamitos MS	70,482	14.24%	32.96%
211	Grants Cibola	Milan ES	60,902	34.79%	61.75%
43	Grants Cibola	Mount Taylor ES	78,577	53.41%	71.55%
77	Grants Cibola	San Rafael ES	29,301	47.49%	74.53%
114	Grants Cibola	Seboyeta ES	16,620	43.34%	81.96%
287	Hatch Valley	Garfield ES	33,720	30.45%	67.44%
540	Hatch Valley	Hatch Valley ES	44,153	16.30%	52.76%
456	Hatch Valley	Hatch Valley HS	161,124	21.38%	62.79%
315	Hatch Valley	Rio Grande ES	39,536	28.89%	65.78%
222	Hobbs	*College Lane ES	58,579	34.09%	76.30%
291	Hobbs	*Stone ES	51,340	30.15%	63.69%
196	Hobbs	Booker T Washington ES	32,331	36.00%	79.92%
585	Hobbs	Broadmoor ES	56,262	11.96%	33.57%
272	Hobbs	Coronado ES	50,378	31.01%	67.08%
247	Hobbs	Edison ES	34,380	32.62%	71.03%
421	Hobbs	Freshman School	127,074	23.11%	39.61%
53	Hobbs	Highland MS	109,395	51.70%	71.24%
195	Hobbs	Hobbs HS	447,721	36.19%	59.47%
65	Hobbs	Houston MS	113,618	49.53%	66.69%
153	Hobbs	Jefferson ES	43,070	39.28%	65.15%
184	Hobbs	Mills ES	50,894	37.25%	77.87%
594	Hobbs	Murray ES	68,262	11.22%	35.55%
252	Hobbs	Sanger ES	41,920	32.37%	72.48%
646	Hobbs	Southern Heights ES	69,776	3.06%	6.69%
78	Hobbs	Taylor ES	41,784	47.40%	83.66%
258	Hobbs	Will Rodgers ES	58,745	31.88%	64.78%
18	House	*House Combo	56,811	66.40%	77.13%
601	Jal	Jal ES	67,514	10.72%	28.72%
387	Jal	Jal Jr. / Sr. High	110,760	24.85%	51.79%
14	Jemez Mountain	*Coronado Combo MS / HS	90,399	76.05%	78.77%
47	Jemez Mountain	*Lybrook ES / MS	28,822	52.94%	62.64%
11	Jemez Mountain	Gallina ES	23,044	81.17%	90.67%
288	Jemez Valley	Jemez Valley ES	37,133	30.44%	80.01%
319	Jemez Valley	Jemez Valley HS	85,411	28.55%	64.41%
304	Jemez Valley	Jemez Valley MS	34,354	29.34%	69.66%
240	Lake Arthur	Lake Arthur Combo	89,414	33.15%	68.08%
107	Las Cruces	*Cesar Chavez ES	72,572	43.90%	72.22%
141	Las Cruces	*Conlee ES	68,631	40.53%	78.56%
50	Las Cruces	*Highland ES	86,874	52.42%	80.65%
7	Las Cruces	*Mayfield HS	269,115	86.73%	70.14%
51	Las Cruces	*White Sands ES / MS	71,239	52.15%	74.81%
235	Las Cruces	Alameda ES	52,766	33.40%	76.54%
584	Las Cruces	Arrowhead Park Early College High School	110,401	11.99%	42.38%
224	Las Cruces	Booker T. Washington ES	69,084	33.97%	77.83%
219	Las Cruces	Camino Real MS	119,911	34.32%	71.31%
570	Las Cruces	Centennial HS	372,019	13.81%	44.42%
19	Las Cruces	Central ES	29,422	65.16%	70.42%
641	Las Cruces	Columbia ES	103,250	4.37%	3.35%
349	Las Cruces	Desert Hills ES	94,676	27.02%	51.98%
301	Las Cruces	Dona Ana ES	67,708	29.44%	74.13%
474	Las Cruces	Fairacres ES	65,159	20.42%	49.47%
484	Las Cruces	Hillrise ES	58,101	20.01%	49.65%
32	Las Cruces	Jornada ES	68,129	56.30%	77.61%
591	Las Cruces	Las Cruces HS	428,271	11.38%	38.68%
513	Las Cruces	Loma Heights ES	70,131	18.26%	49.41%
197	Las Cruces	Lynn MS	119,646	35.94%	57.76%
146	Las Cruces	MacArthur ES	51,178	40.31%	81.49%
504	Las Cruces	Mesa MS	120,307	18.64%	47.00%
233	Las Cruces	Mesilla ES	48,276	33.55%	76.35%
122	Las Cruces	Mesilla Park ES	59,648	42.68%	82.29%
366	Las Cruces	Mesilla Valley Leadership Academy	16,190	25.93%	63.86%
395	Las Cruces	Monte Vista ES	93,940	24.60%	53.76%
108	Las Cruces	Picacho MS	133,412	43.77%	77.91%
312	Las Cruces	Rio Grande Preparatory Institute	44,986	28.95%	70.97%
145	Las Cruces	Sierra MS	128,319	40.43%	69.49%

FY27 Final wNMCI Ranking
Sorted by District then School

Rank	District	School Name	Gross Area (Sq.Ft.)	wNMCI	Campus FCI
207	Las Cruces	Sonoma ES	92,622	34.93%	56.76%
118	Las Cruces	Sunrise ES	63,608	43.12%	83.21%
357	Las Cruces	University Hills ES	65,583	26.53%	69.50%
239	Las Cruces	Valley View ES	69,103	33.15%	73.31%
115	Las Cruces	Vista MS	110,532	43.33%	78.98%
189	Las Vegas City	*Memorial MS	21,158	36.75%	68.19%
592	Las Vegas City	Los Ninos ES	69,305	11.30%	33.74%
80	Las Vegas City	Mike Mateo Sena ES	18,242	47.16%	69.64%
142	Las Vegas City	Robertson HS	146,293	40.50%	67.07%
296	Lordsburg	Dugan Tarango MS	44,320	29.94%	61.19%
497	Lordsburg	Lordsburg HS	59,174	18.91%	43.31%
385	Lordsburg	R.V. Traylor ES	41,794	24.99%	60.08%
519	Los Alamos	Aspen ES	71,633	17.59%	45.00%
551	Los Alamos	Barranca Mesa ES	75,741	15.22%	29.30%
488	Los Alamos	Los Alamos MS	96,486	19.82%	51.29%
391	Los Alamos	Mountain ES	57,348	24.76%	61.23%
515	Los Lunas	Bosque Farms ES	73,383	17.96%	57.87%
226	Los Lunas	Century Alternative High	51,045	33.94%	66.41%
348	Los Lunas	Desert View ES	60,350	27.04%	72.26%
333	Los Lunas	Katherine Gallegos ES	67,734	27.80%	70.02%
194	Los Lunas	Los Lunas ES	65,612	36.29%	74.51%
283	Los Lunas	Los Lunas Family School	2,784	30.57%	69.09%
541	Los Lunas	Los Lunas HS	352,788	16.18%	41.30%
383	Los Lunas	Los Lunas MS	94,228	25.07%	58.18%
55	Los Lunas	Raymond Gabaldon ES	53,196	51.49%	84.96%
388	Los Lunas	Sundance ES	77,714	24.83%	54.06%
236	Los Lunas	Tome ES	65,797	33.32%	74.52%
453	Los Lunas	Valencia ES	56,011	21.49%	66.79%
423	Los Lunas	Valencia HS	227,062	23.08%	60.34%
225	Los Lunas	Valencia MS	104,470	33.96%	70.31%
418	Loving	Loving ES	60,828	23.14%	45.26%
382	Loving	Loving HS	81,424	25.11%	58.10%
579	Loving	Loving MS	60,330	12.89%	45.73%
380	Lovington	6th Grade Academy	115,611	25.17%	59.50%
292	Lovington	Ben Alexander ES	54,998	30.15%	66.30%
278	Lovington	Jefferson ES	61,987	30.80%	52.90%
174	Lovington	Lea ES	52,782	37.82%	76.65%
346	Lovington	Llano ES	67,072	27.14%	55.21%
512	Lovington	Lovington Freshman Academy	26,025	18.37%	38.06%
96	Lovington	Lovington HS	218,024	44.83%	68.06%
305	Lovington	New Hope Alternative HS	10,752	29.31%	56.16%
244	Lovington	Taylor MS	96,980	32.70%	61.77%
373	Lovington	Yarbro ES	72,254	25.65%	75.59%
62	Mesa Vista	*Mesa Vista Combo MS / HS	52,466	50.13%	76.16%
436	Mesa Vista	El Rito ES	25,126	22.51%	52.85%
575	Mesa Vista	Ojo Caliente ES	23,198	13.12%	28.99%
6	Mora	*Mora Combo School	135,376	89.22%	80.00%
99	Mora	Holman ES	19,991	44.19%	68.59%
88	Moriarty / Edgewood	Edgewood MS	108,780	46.10%	68.34%
331	Moriarty / Edgewood	Moriarty ES	74,086	27.97%	65.00%
386	Moriarty / Edgewood	Moriarty HS	226,184	24.95%	55.71%
506	Moriarty / Edgewood	Moriarty MS	72,842	18.62%	50.26%
124	Moriarty / Edgewood	Route 66 ES	69,595	42.56%	73.08%
209	Moriarty / Edgewood	South Mountain ES	48,520	34.87%	62.54%
17	Mountainair	*Mountainair ES	49,247	67.06%	68.00%
475	Mountainair	Mountainair Jr. / Sr. HS	87,911	20.40%	36.52%
138	New Mexico Military Institute	New Mexico Military Institute	869,493	40.89%	66.37%
617	NM School for the Blind	NMSBVI Alamogordo Campus	170,743	8.43%	33.21%
582	NM School for the Deaf	NMSD Santa Fe Campus	171,437	12.39%	43.21%
111	Pecos	Pecos Combo MS / HS	127,353	43.58%	69.17%
128	Pecos	Pecos ES	65,888	41.82%	66.22%
159	Pojoaque Valley	Pablo Roybal ES	81,561	38.57%	66.49%
147	Pojoaque Valley	Pojoaque HS	177,946	40.19%	69.46%
526	Pojoaque Valley	Pojoaque Intermediate ES	32,240	17.21%	51.97%
396	Portales	Brown ES	56,217	24.56%	45.06%
532	Portales	Lindsey-Steiner ES	60,312	16.77%	51.00%
178	Portales	Portales HS	196,821	37.59%	78.06%
257	Portales	Portales Jr HS	99,761	31.94%	57.65%
265	Portales	Valencia ES	69,824	31.28%	60.72%
58	Quemado	Datil ES	11,286	50.76%	78.96%
34	Quemado	Quemado Combo ES / HS	69,226	54.96%	69.63%
16	Questa	*Alta Vista ES / INT Combo	64,154	67.09%	75.75%
13	Questa	*Questa JH / HS	105,336	78.27%	76.81%
438	Reserve	*Reserve Combo ES / HS	56,169	22.24%	43.42%
63	Rio Rancho	*Eagle Ridge MS	127,932	50.02%	66.81%
215	Rio Rancho	*Enchanted Hills ES	96,756	34.49%	70.12%
429	Rio Rancho	Cielo Azul ES	89,126	22.69%	57.40%
330	Rio Rancho	Colinas del Norte ES	97,285	28.01%	62.45%
210	Rio Rancho	Ernest Stapleton ES	89,380	34.85%	62.04%
487	Rio Rancho	Independence HS	28,152	19.86%	56.95%
637	Rio Rancho	Joe Harris ES	87,654	5.38%	20.05%
297	Rio Rancho	Maggie Cordova ES	86,782	29.76%	64.79%
360	Rio Rancho	Martin Luther King Jr. ES	97,766	26.25%	62.24%
31	Rio Rancho	Mountain View MS	124,402	56.64%	66.35%
461	Rio Rancho	Puesta Del Sol ES	92,512	21.11%	50.94%
282	Rio Rancho	Rio Rancho ES	82,916	30.58%	63.99%
537	Rio Rancho	Rio Rancho MS	233,421	16.53%	39.46%
394	Rio Rancho	Sandia Vista ES	85,654	24.66%	57.79%
425	Rio Rancho	V. Sue Cleveland HS	427,143	22.84%	49.58%

FY27 Final wNMCI Ranking
Sorted by District then School

Rank	District	School Name	Gross Area (Sq.Ft.)	wNMCI	Campus FCI
369	Rio Rancho	Vista Grande ES	92,917	25.83%	53.67%
116	Roswell	*Goddard HS	227,709	43.32%	69.12%
61	Roswell	*Roswell HS	232,713	50.38%	80.01%
489	Roswell	Berrendo ES	55,589	19.82%	52.97%
481	Roswell	Berrendo MS	98,949	20.28%	66.14%
633	Roswell	Del Norte ES	73,876	6.00%	20.44%
368	Roswell	East Grand Plains ES	42,495	25.85%	65.70%
573	Roswell	El Capitan ES	60,454	13.35%	36.81%
639	Roswell	Mesa MS	82,810	4.91%	16.85%
411	Roswell	Military Heights ES	51,520	23.45%	56.03%
505	Roswell	Missouri Ave	54,102	18.64%	48.83%
216	Roswell	Monterrey ES	53,301	34.43%	75.24%
437	Roswell	Pecos ES	50,534	22.35%	61.31%
152	Roswell	Roswell Early College High School	16,200	39.50%	82.52%
374	Roswell	Sierra MS	100,346	25.55%	67.89%
275	Roswell	Sunset ES	40,730	30.93%	67.28%
150	Roswell	University High School	58,034	39.76%	73.74%
479	Roswell	Valley View ES	49,522	20.32%	55.43%
392	Roswell (District Charter)	Sidney Gutierrez Charter Middle School	31,706	24.70%	57.19%
20	Roy	*Roy Combo	53,540	65.13%	72.71%
342	Ruidoso	*White Mountain ES	88,655	27.28%	58.10%
568	Ruidoso	Ruidoso MS	111,962	14.02%	50.23%
462	Ruidoso	Sierra Vista Primary	68,559	21.06%	47.00%
203	Santa Fe	Acequia Madre ES	22,275	35.30%	75.16%
558	Santa Fe	Amy Biehl Community School	64,682	14.66%	49.69%
555	Santa Fe	Aspen Community School	107,081	14.91%	50.52%
567	Santa Fe	Atalaya ES	56,146	14.02%	44.38%
370	Santa Fe	Capital HS	244,705	25.76%	58.60%
430	Santa Fe	Carlos Gilbert ES	47,408	22.64%	63.61%
389	Santa Fe	Cesar Chavez ES	71,440	24.81%	55.97%
384	Santa Fe	Chaparral ES	56,826	25.03%	60.99%
104	Santa Fe	E.J. Martinez ES	47,873	43.92%	72.74%
267	Santa Fe	Early College Opportunities HS	84,579	31.10%	53.59%
354	Santa Fe	Edward Ortiz MS	109,018	26.80%	55.28%
580	Santa Fe	El Camino Real Academy	141,036	12.56%	39.68%
556	Santa Fe	El Dorado Community School	100,714	14.77%	42.21%
361	Santa Fe	Francis X. Nava ES	37,072	26.17%	70.18%
451	Santa Fe	Gonzales Community School	85,642	21.54%	49.53%
521	Santa Fe	Kearny ES	77,014	17.40%	54.54%
187	Santa Fe	Mandela International Magnet School	53,011	36.94%	63.26%
607	Santa Fe	Milagro MS	118,102	9.76%	23.31%
574	Santa Fe	Nina Otero Community School	126,426	13.21%	40.62%
524	Santa Fe	Pinon ES	81,245	17.23%	53.01%
398	Santa Fe	R.M. Sweeney ES	83,851	24.45%	59.18%
507	Santa Fe	Ramirez Thomas ES	76,716	18.58%	53.12%
539	Santa Fe	Salazar ES	56,488	16.34%	54.46%
358	Santa Fe	Santa Fe HS	288,616	26.51%	61.74%
491	Santa Fe	Tesuque ES	25,254	19.61%	65.74%
300	Santa Fe	Wood-Gormley ES	50,069	29.45%	67.43%
583	Santa Fe (District Charter)	Academy for Technology and the Classics Charter School	45,652	12.24%	44.70%
25	Santa Rosa	*Santa Rosa ES	60,324	60.77%	76.68%
86	Santa Rosa	*Santa Rosa HS	108,053	46.32%	75.99%
205	Santa Rosa	*Santa Rosa MS	46,151	35.22%	64.50%
110	Santa Rosa	Rita Marquez / Anton Chico Combo	23,112	43.70%	41.00%
154	Silver	*G.W. Stout ES	66,092	39.12%	62.55%
106	Silver	*Jose Barrios ES	37,850	43.91%	81.13%
30	Silver	*Sixth Street ES	41,188	57.62%	82.76%
256	Silver	Silver HS	193,219	32.05%	68.45%
410	Socorro	Midway ES	24,738	23.49%	53.79%
381	Socorro	Parkview ES	87,721	25.16%	67.97%
459	Socorro	San Antonio ES	22,212	21.29%	42.27%
324	Socorro	Socorro HS	134,209	28.27%	57.04%
600	Socorro (District Charter)	Cottonwood Valley Charter School	19,528	10.75%	38.09%
341	State Chartered Schools	*McCurdy Charter School	73,618	27.37%	53.45%
616	State Chartered Schools	*NM School for the Arts Charter School	80,155	8.92%	33.31%
1	State Chartered Schools	*School of Dreams Academy Charter School	51,052	115.94%	85.54%
473	State Chartered Schools	Albuquerque Aviation Academy	42,388	20.46%	62.25%
590	State Chartered Schools	Albuquerque Bilingual Academy	55,466	11.44%	41.65%
318	State Chartered Schools	Albuquerque School of Excellence Charter School	88,738	28.63%	35.66%
650	State Chartered Schools	Albuquerque Sign Language Academy	61,436	1.66%	6.67%
70	State Chartered Schools	Aldo Leopold Charter	10,078	48.22%	68.90%
182	State Chartered Schools	Alma d' Arte Charter High School	47,308	37.37%	75.76%
33	State Chartered Schools	Amy Biehl Charter HS	57,162	55.22%	78.47%
485	State Chartered Schools	Cesar Chavez Community Charter School	26,988	19.87%	53.32%
467	State Chartered Schools	Cottonwood Classical Preparatory School	75,540	20.74%	39.80%
73	State Chartered Schools	Dream Dine	4,144	47.89%	87.05%
632	State Chartered Schools	Estancia Valley Academy Charter School	70,799	6.00%	24.01%
531	State Chartered Schools	Explore Academy Charter School - Albuquerque	149,199	17.04%	41.90%
290	State Chartered Schools	Explore Academy Charter School - Las Cruces	45,524	30.21%	46.53%
542	State Chartered Schools	Horizon Academy West Charter School	49,282	16.13%	51.68%
618	State Chartered Schools	J. Paul Taylor Academy Charter School	23,228	8.16%	32.47%
172	State Chartered Schools	La Academia Dolores Huerta	23,574	37.92%	79.69%
644	State Chartered Schools	Middle College Charter High School	16,832	3.35%	13.34%
439	State Chartered Schools	Mission Achievement and Success 1.0 Charter School	72,338	22.23%	63.91%
631	State Chartered Schools	Mission Achievement and Success 2.0 Charter School	86,764	6.14%	17.75%
344	State Chartered Schools	Monte Del Sol Charter School	32,742	27.22%	58.04%
280	State Chartered Schools	New Mexico Academy for The Media Arts	34,180	30.72%	69.28%
402	State Chartered Schools	North Valley Academy	46,616	24.19%	58.04%
457	State Chartered Schools	Northpoint Charter School	41,934	21.34%	72.06%

FY27 Final wNMCI Ranking
Sorted by District then School

Rank	District	School Name	Gross Area (Sq.Ft.)	wNMCI	Campus FCI
454	State Chartered Schools	Red River Valley Charter School	14,466	21.43%	56.63%
463	State Chartered Schools	Renaissance Academy Charter	39,242	20.92%	67.56%
242	State Chartered Schools	Roots and Wings Community Charter School	8,048	32.91%	57.12%
427	State Chartered Schools	SABE (Sandoval Academy of Bilingual Education Charter School)	23,694	22.74%	68.11%
59	State Chartered Schools	San Diego Riverside Charter	15,826	50.68%	92.47%
390	State Chartered Schools	Sendero School of Academics and Career Preperation	27,054	24.76%	49.73%
206	State Chartered Schools	South Valley Preparatory Charter School	21,006	35.18%	73.50%
577	State Chartered Schools	Taos Academy Charter School	30,000	12.96%	41.39%
625	State Chartered Schools	The ASK Academy Charter School	61,842	6.96%	27.87%
477	State Chartered Schools	The GREAT Academy	15,034	20.36%	52.71%
213	State Chartered Schools	The Masters Program	12,740	34.56%	71.08%
329	State Chartered Schools	The Montessori Academy	40,412	28.06%	70.40%
441	State Chartered Schools	The New America Charter School - Las Cruces Campus	24,330	22.12%	41.30%
642	State Chartered Schools	Tierra Adentro Charter School	38,296	4.17%	16.67%
444	State Chartered Schools	Tierra Encantada Charter School	28,406	21.96%	64.92%
501	State Chartered Schools	Turquoise Trail Charter School	85,336	18.74%	56.70%
622	State Chartered Schools	Twenty-First Century Public Academy	56,010	7.40%	26.58%
352	State Chartered Schools	Vista Grande Charter High School	12,436	26.83%	61.19%
355	State Chartered Schools	Walatowa Charter High School	16,331	26.77%	73.15%
54	T or C	*Truth or Consequences MS	70,279	51.62%	74.46%
495	T or C	Arrey ES	35,719	19.29%	56.89%
404	T or C	Hot Springs HS	151,583	24.03%	60.17%
294	T or C	Truth or Consequences ES	65,312	30.09%	50.92%
9	Taos	*Taos MS	104,191	81.65%	76.63%
356	Taos	Arroyos del Norte ES	37,375	26.58%	54.53%
496	Taos	Chrysalis Alternative School	6,522	19.13%	56.73%
363	Taos	Enos Garcia ES	104,043	26.08%	62.94%
248	Taos	Ranchos de Taos ES	68,163	32.53%	71.36%
41	Taos	Taos HS	176,031	53.68%	69.10%
523	Taos (District Charter)	Anansi Charter School	19,315	17.33%	55.04%
12	Tatum	Tatum ES	58,931	80.06%	82.64%
2	Tatum	Tatum Jr. HS	85,294	110.87%	88.03%
250	Tucumcari	Tucumcari ES	102,451	32.45%	51.70%
428	Tucumcari	Tucumcari HS	124,042	22.72%	58.50%
117	Tucumcari	Tucumcari MS	79,804	43.22%	68.83%
228	Tularosa	Tularosa ES	58,140	33.66%	78.38%
377	Tularosa	Tularosa HS	96,189	25.24%	67.70%
198	Vaughn	Vaughn Combo	64,183	35.86%	71.19%
29	Wagon Mound	Wagon Mound Combo ES / HS	59,086	58.26%	80.17%
179	West Las Vegas	*Union Street ES	15,320	37.56%	57.04%
273	West Las Vegas	*Valley Combo ES/MS	65,746	31.01%	70.15%
426	West Las Vegas	Don Cecilio Martinez ES	29,246	22.80%	49.97%
452	West Las Vegas	West Las Vegas HS	155,159	21.50%	53.66%
530	West Las Vegas	West Las Vegas MS	60,568	17.06%	36.79%
416	West Las Vegas	West Las Vegas Partnership	14,326	23.21%	60.48%
57	West Las Vegas (District Charter)	*Rio Gallinas Charter School	16,849	51.21%	82.60%
614	Zuni	Shiwi Ts' Ana ES	91,278	9.32%	33.88%

Upon PEC or district renewal of the charter, these schools will be measured, evaluated, and prioritized in the above list and eligible for grants under the standards-based capital outlay process.

**Charter schools in privately owned facilities are not eligible for PSCOC capital outlay funding and are therefore not ranked in the body of this list.

Note	District	School Name	Gross Area (Sq.Ft.)	wNMCI	Campus FCI
NRC - 2027	State Chartered Schools	Rio Grande Academy of Fine Arts	24,718	34.26%	71.77%
NRC - 2027	State Chartered Schools	Thrive Community School	21,340	11.76%	41.10%
NRC - 2031	State Chartered Schools	Sacramento School of Engineering and Science	10,300	25.07%	69.13%
NRC - 2031	State Chartered Schools	Sun Mountain Community School	17,679	21.78%	54.38%
**	Albuquerque (District Charter)	Albuquerque Talent Development Academy	12,310	26.60%	58.32%
**	Albuquerque (District Charter)	Corrales International Charter	23,418	27.25%	68.90%
**	Albuquerque (District Charter)	Voz Collegiate Preparatory	28,342	15.98%	39.70%
**	State Chartered Schools	ACES Technical Charter School (Both Campuses)	58,909	25.36%	65.53%
**	State Chartered Schools	Albuquerque Collegiate Charter School	10,856	19.44%	53.11%
**	State Chartered Schools	Altura Preparatory Charter School	21,696	12.86%	43.69%
**	State Chartered Schools	Dzith Dit Looi School of Empowerment Charter	3,839	10.78%	31.05%
**	State Chartered Schools	Explore Academy Charter School - Rio Rancho	84,171	13.19%	41.96%
**	State Chartered Schools	Hozho Academy Charter	145,838	12.64%	26.10%
**	State Chartered Schools	Raices Del Saber Xinachtli Community School	15,355	14.89%	45.72%
**	State Chartered Schools	Six Directions Indigenous Charter School	13,174	55.12%	76.86%
**	State Chartered Schools	Solare Collegiate Charter School	21,760	5.05%	19.92%
**	State Chartered Schools	Taos Integrated School of the Arts	13,062	23.22%	28.43%
**	State Chartered Schools	Taos International School	24,416	16.02%	46.74%
**	Taos	Taos Municipal Charter School	34,101	33.58%	54.95%

Deficiency Categories and Associated Weight Factors

System - Category Override

Category Type #	Description	Applied Weight Factor
1	<p>Immediate Code/Life/Health</p> <p>Applied to a system exhibiting critical issues that pose immediate threats to life, health or safety of persons within the facility. Examples include:</p> <ul style="list-style-type: none"> • Obvious friable asbestos; potential release into the air • Serious code violations such as blocked egress, improper fire detection/warning, electrical hazards, structural failures, emergency lighting • Inadequate cooling/heating/ventilation in educational spaces • No site security fencing 	3.5
2	<p>Degraded with Reduced Functionality</p> <p>Applied to a system exhibiting degradation due to age or use. Examples include:</p> <ul style="list-style-type: none"> • Severely damaged walls, floor finishes and ceiling finishes 	1.5
3	<p>Mitigate Additional Damage</p> <p>Applied to a system exhibiting damage and/or degradation that is beyond repair and failure is imminent. The system requires significant repairs or replacement to prevent additional damage to the building or facility. Examples include:</p> <ul style="list-style-type: none"> • Chronically leaking roofs 	2.0
5	<p>Grandfathered or State/District Recommended</p> <p>Applied to a system that contains code issues that are "grandfathered" or standards specific to the local agency or jurisdiction. Examples include:</p> <ul style="list-style-type: none"> • Fire sprinkler systems • Finishes, flooring type, architectural standards, etc. 	0.50

System - Age Based

4	<p>Beyond Expected Life</p> <p>Automatically applied to a system that is over 100% beyond expected BOMA life cycle, but exhibit no sign of immediate repair or replacement.</p>	0.625
9	<p>Normal/Within Life Cycle</p> <p>Automatically applied to a system that is within the projected lifecycle and does not exhibit degradation or need for replacement or repair.</p>	0.25

Educational Adequacy

Category Type #	Description	Applied Weight Factor
6	<p>Facility Related Deficiencies</p> <p>Automatically applied when site related deficiencies are determined in respect to the statewide adequacy standards and are an inherent part of the facility. Examples include:</p> <ul style="list-style-type: none"> • Insufficient parking • Insufficient bus drop offs 	1.0
7	<p>Space Related Deficiencies</p> <p>Automatically applied when interior space related deficiencies are determined in respect to the statewide adequacy standards and are an inherent part of the facility. Examples include:</p> <ul style="list-style-type: none"> • Insufficient art, music, computer, career education, general classroom square footage, etc. • Insufficient core support areas needed to support mission critical space. 	3.0
8	<p>Equipment Related Deficiencies</p> <p>Automatically applied when the equipment within a facility does not meet statewide standards. Examples include:</p> <ul style="list-style-type: none"> • Lack of playground equipment • Lack of chemical storage units 	0.50

I. June 2026 Bond Sale**II. Presenter(s):** Matthew Schimmel, Chief Financial Officer**III. Potential Motion:**

Council approval to adopt the June 2026 certification and resolution to sell supplemental severance tax bonds (SSTB) in the amount of \$150,045,800.

IV. Executive Summary:**Key Points:**

The State Board of Finance has projected the FY26 SSTB's capacity for PSCOC Public School Capital at **\$751,000,000**.

For June 2026, the proposed bond sale totaling **\$150,045,800** is scheduled to address FY26 new awards, legislative appropriations, and PSFA's operating budget. These funds are designated for projects anticipated to request funding prior to December 2026.

The SSTB Certification project and associated funding details include:

Description	Amount (\$)
FY26 New Awards for P26, S26, K26, H26 Projects	25,000,000
FY27 SB-9 (Public Education Department [PED])	45,000,000
FY27 PSFA Operating Budget	8,780,800
FY27 Construction Industries Division / State Fire Marshal Inspections	300,000
FY27 Facility Master Plan Assistance Awards	1,000,000
FY27 Lease Payment Assistance Awards	30,000,000
Session 2026, HB-2 Office of Broadband Access & Expansion Positions	650,000
Session 2026, SB-240, Sec. 64, School Bus Cameras (PED)	435,000
Session 2026, SB-240, Sec. 64, School Buses (PED)	18,880,000
Session 2026, SB-240, Sec. 70, Literacy Institute in Albuquerque	10,000,000
Session 2026, SB-240, Sec. 70, STEM Institute in Albuquerque	10,000,000
11 Items	150,045,800

Exhibit(s):

A – Resolution and Worksheet June 2026 (SSTB26SB) Bond Sale

RESOLUTION, NOTIFICATION AND CERTIFICATION

WHEREAS, money from the proceeds of severance tax bonds and supplemental severance tax bonds (“Bonds”) authorized pursuant to Sections 7-27-12.2 NMSA 1978 (the “Act”), is needed for the purpose of carrying out the provisions of the Public School Capital Outlay Act;

WHEREAS, the State Secretary of Public Education has certified that proceeds from the sale of the Bonds is necessary to make the distributions in the current fiscal year pursuant to Section 22-25-9 NMSA 1978 for the purpose of carrying out the provisions of the Public School Capital Improvements Act;

WHEREAS, money from the proceeds of the sale of the Bonds authorized in the Act is needed to make awards and expenditures pursuant to Section 22-24-4 & 22-24-5 NMSA 1978 for capital project grant assistance, lease payment assistance and related uses pursuant to the Public School Capital Outlay Act;

WHEREAS, money from the proceeds of the sale of the Bonds authorized in the Act is needed to meet the special and direct appropriations from the Public School Capital Outlay Fund to various entities that have been approved by the Council pursuant to Laws 2026, House Bill 2, Chapter 67 and Laws 2026, Senate Bill 240, Chapter 71; and

WHEREAS, at its meeting on **June 11, 2026**, the Council adopted the resolution and certification set forth below:

NOW, THEREFORE, BE IT RESOLVED AND CERTIFIED THAT:

1. The Council certifies **twenty five million dollars (\$25,000,000)** is needed to finance public school capital outlay projects awards and other related expenditures pursuant to Section 22-24-4 NMSA 1978, The Public School Capital Outlay Act.
 - a) FY26 New Awards for P26, S26, K26, H26 Projects \$ 25,000,000
2. The Council certifies that **eight million seven hundred eighty thousand eight hundred dollars (\$8,780,800)** pursuant to Section 22-24-4 NMSA 1978 the Public School Capital Outlay Act that proceeds from the Bonds are needed to finance the Public School Facilities Authority Operating Budget for Fiscal Year 2027.
3. The Council certifies that **three hundred thousand dollars (\$300,000)** pursuant to Section 22-24-4 NMSA 1978 the Public School Capital Outlay Act that proceeds from the Bonds are needed to finance permits and inspection of capital projects conducted by the Construction Industries Division of the Regulation and Licensing Department for Fiscal Year 2027.
4. The Council certifies that **one million dollars (\$1,000,000)** pursuant to Section 22-24-4 NMSA 1978 the Public School Capital Outlay Act that proceeds from the Bonds are needed to finance development and updating of five-year Facility Master Plan Awards for Fiscal Year 2027.
5. The Council certifies that **thirty million dollars (\$30,000,000)** pursuant to Section 22-24-4 NMSA 1978, from the Public School Capital Outlay Fund pursuant to the Public School Capital Outlay Act that proceeds from the Bonds are needed to finance the Lease Assistance Awards for Fiscal Year 2027.
6. The Council certifies that **six hundred fifty thousand dollars (\$650,000)** of the proceeds from the Bonds are necessary to meet the appropriation contained in House Bill 2, Section 4 –

Second Session of the 57th Legislative Session, General Appropriation Act of 2026 from the Public School Capital Outlay Fund to the Department of Information Technology for the Broadband Access and Expansion.

7. The Council certifies that **four hundred thirty five thousand dollars (\$435,000)** of the proceeds from the Bonds are necessary to meet the appropriation contained in Senate Bill 240, Section 64 – Second Session of the 57th Legislative Session, Capital Outlay Projects of 2026 from the Public School Capital Outlay Fund to purchase cameras and school buses statewide.
8. The Council certifies that **eighteen million eight hundred eighty thousand dollars (\$18,880,000)** of the proceeds from the Bonds are necessary to meet the appropriation contained in Senate Bill 240, Section 64 – Second Session of the 57th Legislative Session, Capital Outlay Projects of 2026 from the Public School Capital Outlay Fund to purchase district-owned school buses statewide.
9. The Council certifies that **ten million dollars (\$10,000,000)** of the proceeds from the Bonds are necessary to meet the appropriation contained in Senate Bill 240, Section 70 – Second Session of the 57th Legislative Session, Capital Outlay Projects of 2026 from the Public School Capital Outlay Fund to construct, furnish and equip a literacy institute in Albuquerque in Bernalillo county.
10. The Council certifies that **ten million dollars (\$10,000,000)** of the proceeds from the Bonds are necessary to meet the appropriation contained in Senate Bill 240, Section 70 – Second Session of the 57th Legislative Session, Capital Outlay Projects of 2026 from the Public School Capital Outlay Fund to design, construct, furnish and equip a science, technology, engineering and mathematics institute in Albuquerque in Bernalillo county.
11. The Council certifies **forty five million dollars (\$45,000,000)** pursuant to the Public School Capital Outlay Act that proceeds from the Bonds are needed pursuant to Section 22-24-4 NMSA 1978 for the purpose of the FY2027 Capital Improvements Act (SB9) Appropriation.
12. The Board is hereby requested and instructed to issue and sell Bonds in the total amount of **one hundred fifty million forty five thousand eight hundred dollars (\$150,045,800)** for the purposes set forth in Paragraphs 1 through 12.
13. All conditions, contingencies and limitations imposed by law with respect to the certification of the need for the Bonds to finance the projects and the expenditure of funds with respect hereto, if any, have been satisfied.
14. The use and application of the proceeds of the Bonds as provided herein is in compliance with all applicable laws and does not conflict with any applicable ruling, order or court decision.

Dated: **June 11, 2026**

PUBLIC SCHOOL CAPITAL OUTLAY COUNCIL

By: _____
Joe Guillen, Chair,
PSCOC

FY26 - June 2026 Certification Worksheet

SSTB26SB

June 11, 2026

A-Code	Description	Previously Certified	Pending Certification	Certified
1	FY26 New Awards for P26, S26, K26, H26 Projects		\$ 25,000,000	
2	FY27 SB-9 (PED)		\$ 45,000,000	
3	FY27 PSFA Operating Budget		\$ 8,780,800	
4	FY27 CID/SFMO Inspections		\$ 300,000	
5	FY27 Facility Master Plan Assistance Awards		\$ 1,000,000	
6	FY27 Lease Payment Assistance Awards		\$ 30,000,000	
7	Session 2026, HB-2 OBAE Positions		\$ 650,000	
8	Session 2026, SB-240, Sec. 64, School Bus Cameras (PED)		\$ 435,000	
9	Session 2026, SB-240, Sec. 64, School Buses (PED)		\$ 18,880,000	
10	Session 2026, SB-240, Sec. 70, Literacy Institute in Albuquerque		\$ 10,000,000	
11	Session 2026, SB-240, Sec. 70, STEM Institute in Albuquerque		\$ 10,000,000	
12	Subtotals	\$ -	\$ 150,045,800	\$ -
13	FY26 SSTB Capacity	\$ 751,700,000		
14	FY26 SSTB25SD Sale	\$ 213,595,766		
15	FY26 SSTB Remaining Capacity	\$ 538,104,234		
16	SSTB26SB Proceeds	\$ 538,104,234		
17	SSTB26SB Proposed Sale	\$ 150,045,800		
18	SSTB26SB Remaining / (Insufficient)	\$ 388,058,434		

I. FY27 Capital Outlay Awards Cycle Timeline**II. Presenter(s):** Marcos B. Trujillo, Executive Director**III. Potential Motion:**

Council approval to adopt the FY27 Capital Outlay awards schedule for Systems-based applications deemed category 1 (life/ health/ safety), to include:

- **July 2026** – open the capital funding application cycle for Systems-based only.
- **September 2026** – close the capital funding application.
- **December 2026**– awards for Systems-based requests round 1(R1) (To aid districts with construction timing.)
- **May 2027** – awards for Systems-based round 2 (R2).

IV. Executive Summary:**Staff Recommendation:**

Staff recommend conducting one Capital Outlay Funding Cycle for Systems-based only that opens July 2026 through September 2026 with awards being held in December 2026 for (R1) and May 2027 for System-based (R2).

Proposed Application and Award Cycle:

PSFA proposes the following structured timeline for the FY27 PSCOC Capital Outlay Application and Award cycle:

- July – September 2026 (3 months) – open capital funding application for the Systems-based funding program.
- September – October 2026 – Systems-based only – PSFA will review applications for (R1), conduct site visits, hold meetings with districts, estimate costs, and prepare final applications and reports.
- December 2026 – Systems-based only (R1) Awards.
- January 2027 – March 2027 – Systems-based only – PSFA will review applications for (R2), conduct site visits, hold meetings with districts, estimate costs, and prepare final applications and reports.
- May 2027 – awards (R2).

SUPPLEMENTAL MATERIAL

FY27 Capital Outlay Awards Cycle Timeline

PSCOC SCHEDULE / PLAN

July 2026	July 1 – September 30, 2026	Pre-applications open
September – October 2026		Site Visits Virtual Meetings Statement of Financial Position (Local Match Reduction requested / eligible) Final Applications
December 2026	Dec. 7 - Subcommittee Dec. 16 - PSCOC Meeting	PSCOC Awards for Systems-based (R1) Awards Spreadsheets Executive Summaries
January – March 2026		Site Visits Virtual Meetings Statement of Financial Position (Local Match Reduction requested / eligible) Final Applications
May 2027	May. 10 - Subcommittee May. 19 - PSCOC Meeting	PSCOC Awards for Systems-based (R2) Awards Spreadsheets Executive Summaries

IV. Consent Agenda*

Out-of-Cycle Awards – Section B

- i. P23-007 Estancia ES (Estancia) - Award Language Change**
- ii. K24-001 Cuba ES (Cuba)- Additional Square Footage Request**
- iii. P24-005 Springer Combined School (Springer) - Construction Funding Request**
- iv. P15-006 Thoreau Teacher Housing - Rescind Award**
- v. P19-004 Tohatchi (Teacher Housing) - Rescind Award**
- vi. P21-005 Crownpoint Teacher Housing - Rescind Award**
- vii. S24-013 Highland HS (Albuquerque) - Rescind Award**

* Denotes potential action by the PSCOC

I. P23-007 Estancia Elementary School (Estancia) - Construction Funding Request – PSCOC Amended

II. Presenter(s): Daniel Juarez, Senior Projects Coordinator

III. Potential Motion:

Council approval to amend the current 2022-2023 Standards-based award language to Estancia Municipal School District (“District”) for Estancia Elementary School (P23-007) to include:

- A partial local match reduction (waiver) for the previously awarded construction phase funding totaling \$5,685,978 for a revised state match of \$16,644,069 (74.43%) and a revised local match of \$5,719,382 (25.57%), for the construction of the elementary school.

IV. Executive Summary:

Staff Recommendation:

- Approval of the partial local match reduction (waiver) for the previously awarded construction phase funding.

Key Points:

- Updates from the April 2026 PSCOC meeting
 - PSFA and District staff discussed increasing the local match contribution.
 - The district indicated that the school board authorized an increase of \$2,000,000, for a total local match contribution of \$5,719,382.
 - The PSCOC approved construction phase funding totaling \$22,363,451 at the normal state-local match of 49% state and 51% local.
- Updates from April 2026 Awards Subcommittee:
 - March 2026 bond sale totaling \$4,000,000 passed
 - Bond money will be utilized for the following;
 - Build an Agricultural Barn for Agricultural/FFA Program
 - Build a new Vocational Center that offers Electrical, HVAC, Power (solar/wind), Welding, Wood, and Automotive programs.
 - Expand college readiness and certification programs such as Vet Tech, Medical Tech, Cosmetology and Culinary Arts.
- Project consists of renovating 46,096 and new construction of 3,968 SF for a gross square footage of 50,064.
- There were three General Contractors that submitted bids: Bradbury Stamm Construction, Weil Construction (selected), and Jaynes Corporation.
- The district is requesting approval of a partial local match reduction for the district’s share of the construction costs.
- The soft costs included in this request have been reduced from 20 to 10%.

- In January 2023, the PSCOC approved a Planning and Design award for the renovation and addition to Estancia ES for a total of 49,956 GSF.
 - In December 2024, the PSCOC approved an award language change increasing the allowable GSF to 54,525.
 - The current request is 4,461 GSF less than the approved GSF included in the award language change.

Exhibit(s):


A – PSFA Recommendation Report: P23-007 Estancia Elementary School

B – Estancia Municipal School District Letter, dated February 24th, 2026

C – Estancia Municipal School District presentation

D – General Contractor Price Proposal Form

E – Statement of Financial Position



PSFA Recommendation Report

Out-of-Cycle

Estancia Municipal School District Estancia Elementary School (P23-007)	Construction Phase Funding
---	-----------------------------------

District Request & Information

Approval of the partial local match reduction (waiver) for the renovation and addition to the Elementary school.

- Superintendent and District Representative: Dr. Cindy Sims

PSFA Staff Recommendation

Approval of the partial local match reduction (waiver) for the renovation and addition to the Elementary school.

Award Language

- Approval to amend the current 2022-2023 Standards based award language to Estancia Municipal School District (EMSD) for Estancia Elementary School (P23-007) to include:
 - A partial local match reduction (waiver) for the previously awarded construction phase funding totaling \$5,685,978 for a revised state match of \$16,644,069 (74.43%) and a revised local match of \$5,719,382 (25.57%), for the construction of the Elementary School.

Potential Award Funding

Request Summary	State Match 49%	Local Match 51%	Total	Above Allowable
Bid Amount	\$9,291,439	\$9,670,681	\$18,962,120	\$-
NMGRT (7.9375%)	\$737,508	\$767,611	\$1,505,119	\$-
Subtotal Bid	\$10,028,947	\$10,438,292	\$20,467,239	\$-
Contingency (10%)	\$929,144	\$967,068	\$1,896,212	\$-
Total Cost (Awarded at April 2026 PSCOC meeting)	\$10,958,091	\$11,405,360	\$22,363,451	\$-
Local Match Reduction	\$5,685,978	\$(5,685,978)	\$-	\$-
Advance	\$-	\$-	\$-	\$-
Recommended Funding	\$16,644,069	\$5,719,382	\$22,363,451	\$-

- Bid Amount:
 - \$379 / SF
 - \$18,962,120

- Total Project Cost (TPC):
 - \$447 / SF
 - \$22,363,451

Project Information

Project Information

- PSFA Regional Project Manager: Jim Hill and Paulo Pedreschi
- Design Professional: SMPC Architects
- General Contractor: Weil Construction
 - Other Bids Received: (3 total) Weil Construction (selected), Jaynes Corporation, Bradbury Stamm Construction.

Scope of Work

- | | |
|--|---|
| <ul style="list-style-type: none">• Renovation and addition of existing facility• Design capacity: 301 students• Current enrollment: 292 students (2024-25 SY) | <ul style="list-style-type: none">• Maximum allowable GSF: 54,525• Above allowable SF: N/A |
|--|---|

Phasing

- Complete: Design
- Current Request: Construction Phase Funding

Award History

Original Award

- January 2023
- Standards-based Award: Renovation and addition of existing facility
- Ranking: 63
- wNMCI: 39.90%
- Original Award Language:
 - Planning and design phase funding for consolidation of the facility, for 301 students, grades Pre-K-6. Project to include the renovation of the existing facility and a gymnasium addition with additional classrooms and spaces as required. Enrollment projections and gross square footage must be updated and approved by the PSCOC prior to the construction phase. Each allocation is intended to fully complete the project, phase or specified purpose. Upon completion of this awarded phase of work, including conformance with all contingencies, out-of-cycle funding for future phases of work may be considered at any upcoming regularly scheduled PSCOC meeting.
- Estimated MACC:
 - New Construction: \$450/SF
 - Renovation: \$175/SF
- Estimated Total Project Cost: \$14,812,486

Out-of-Cycle Award

- December 2024
- Increased gross square footage
- Award Language:
 - Council approval to amend the current Standards-based award to Estancia Public Schools for Estancia ES to include an increase in the maximum allowable gross footage (GSF) from 49,956 to 54,525 a 4,569 GSF increase. For the consolidation of the facility, for 301 students, grades Pre-K-6. No additional funding is needed currently for the amended gross square footage. Upon completion of the design phase work, the district may return to the PSCOC for out-of-cycle construction phase funding.

Out-of-Cycle Award

- April 2026
- Construction phase funding – PSCOC amended
- Award Language:
 - Council approval to amend the current 2022-2023 Standards based award language to Estancia Municipal School District (EMSD) for Estancia Elementary School (P23-007) to include:
 - Construction phase funding for the Elementary school for 301 students grades Pre-Kindergarten through 6th in 50,064 gross square foot (GSF), totaling \$22,363,451 with a state match of \$10,958,091 (49%) and a local match of \$11,405,360 (51%).
 - Approval of the partial local match reduction was deferred to the June PSCOC meeting for staff to have discussions with the district concerning increasing the local match contribution.

District Financial Information

State / Local Match

- Local match: 51%
- State match: 49%
- The district does not have adequate funds to accommodate the local share of this project.
 - The district requests consideration for a partial local match reduction.

Bond Information

- | | |
|--|--|
| <ul style="list-style-type: none"> • GO Bond: <ul style="list-style-type: none"> • Current: November 2021 for \$4,770,000 • Future: March 2026 for \$4,000,000 • Bonding Capacity: \$9,944,019 • Available Capacity: \$5,514,019 • Bond Sale: <ul style="list-style-type: none"> • Current: March 2025 • Future: N/A • Mill Levy: 8.04 <ul style="list-style-type: none"> ○ Source: Stifel Public Finance | <ul style="list-style-type: none"> • SB-9: \$79,586.48 • HB-33: N/A • Cash Balance: \$7,334,652 • Operational: \$1,306,469 |
|--|--|

Project Funding

- Sources: November 2021 GO Bond

Local Match Reduction

- The district can partially support the local match for this phase of funding.
- **Estancia Municipal School District does meet statute requirements for a local match reduction.**

Per Section 22-24-5 (B)(9), the council may adjust the amount of local share otherwise required if it determines that a school district has made a good-faith effort to use all of its local resources. Before making any adjustment to the local share, the council shall consider whether:

Option	Requirement	District Data	Meets Eligibility
1	Insufficient Bonding Capacity	\$4,455,904	Meets Bond Capacity requirement
	Mill Levy ≥ 10	8.04	
2	MEM Count ≤ 800	539	YES
	Mill Levy ≥ 7.00	8.04	

* District must meet 1 of the 2 options.

Maintenance Summary

The Estancia School District does not meet all statutory requirements (as of April 1, 2026)

- **Preventive Maintenance Plan is current**
 - Last updated March 19, 2026 (Annual update required; 6.27.3.11 NMAC)
 - Plan rated Outstanding, exceeding statute criteria.
- **Quarterly FIMS Proficiency Reports:** satisfactory user of 3 out of 3 State provided FIMS maintenance resources.
 - **PM Completion Rate:** 100% performance rating, above the 90% recommendation
- **Facility Maintenance Assessment Report (FMAR):** district average is 83.60%,
 - The district is maintaining their assets and facility conditions to an overall 84% level (district average), currently above the recommended 70% (FMAR 4th cycle)

Staff Recommends:

- Continue their diligence towards improved core maintenance to 80% (Good) ratings.
- Continuing their use of the FIMS tools to drive district maintenance performance
- Respond to subsequent FMARs through the 60-day response process supporting quality facility conditions, addressing all deficiencies.

Historic and Current PSCOC Funded Projects

Current active projects: 1

Historic projects: 16


Fiscal Year Funded	Facility Name	Project Type	PSCOC Funding
Current Projects			
2022-2023	Estancia ES	Standards-Based	\$ 11,620,347
Total Funding			\$ 11,620,347
Historic Total Project Funding (2002-2026)			\$ 9,708,172

Site Plan / Renderings



ESTANCIA MUNICIPAL SCHOOLS

P.O. Box 68 / Estancia, NM 87016

Cindy L. Sims, PhD
SuperintendentPhone (505) 384-2006
Fax (505)384-2015

February 24, 2026

New Mexico Public School Facilities Authority
1312 Basehart SE, Suite #200
Albuquerque, NM 87106

RE: Estancia Municipal Schools PSFA Project P23-007
To: PSCOC Chair, Joe Guillen, Awards Subcommittee Chair, Charles Sallee, and PSFA Executive Director, Marcos Trujillo

Estancia Municipal School District would like to celebrate the final design, approved by PSFA on November 24, 2024, and thank the staff of PSFA and members of the PSCOC for their continued support on the Estancia Elementary Consolidation Construction Project. The district's previous Facilities Master Plan (2023-2028) identified this project as a priority for the school and district. You will recall that our PreK – 6th grade students were spread across three different buildings across the elementary side of the district. In 2023, PSCOC approved a standards-based award to the district for the consolidation of the elementary campus to include the renovation of the existing facility (built in 1993 – 1996) and a gymnasium addition with additional classrooms and spaces as required. This award helped us to move into design with our selected architect, SMPC Architects, moving to reduce overall square footage by moving out of two buildings, one constructed in 1921 and one in 1966, once the remodel the Upper Elementary School is complete. This project will move all PreK – 6th grade students under one roof, maximizing instructional opportunities, improving safety, and enhancing teacher collaboration, all while maintaining operational cost-effectiveness.

As outlined in the approved design, the project will include the construction of a water tower to support the required fire suppression system, the installation of a lift station to bring the site's sewer system up to code, and the demolition of the Lower Elementary once the Upper Elementary is complete. The newly reconfigured elementary school maximizes every possible space while addressing safety, accessibility, and providing multi-use learning spaces that promote 21st century learning. The focus has been to "right size" the project for current and projected student enrollment, ensuring that every square foot serves a meaningful purpose. The district facilities represent the heart and pride of the community; as such, we are proud to provide a safe, modern, and sustainable learning space for our students for decades to come.

It is with hope and gratitude the district requests a waiver for the necessary funding to complete this project. While the architect's estimate came in at \$21,775,073, the contractor selected by the district came in under this amount at \$18,962,120. There were three excellent firms that submitted bids: Bradbury-Stamm, Jaynes, and Weil. This is our contractor of choice for the following reasons:

- While Bradbury had a great interview and presentation, they failed to address the asbestos abatement in their proposal. There was no subcontractor listed and no reference to the asbestos abatement in their proposal or presentation. I am unsure their cost includes this cost. Their phasing plan was completely off, with a project start date of March (at least two months off), and their phasing plan was contingent on the use of portables to rehouse classrooms. We have no space for portables, or portables on the site.

Estancia Municipal Schools Board of Education:

Lee Widner – President, Heather Hedges – Vice President, Ashley Romero – Secretary,
Sarah Lucero – Member, Jonathon Barela - Member
"Good Schools Make Fine Communities Better"

With the depth of Bradbury-Stamm's expertise, we expected better, including a fully executed proposal with the required breakdown of all costs.

- Jaynes had a great phasing plan, but their overall proposal was weak with MANY errors in the paperwork. Their interview/presentation was adequate, but lacked energy or enthusiasm for our project. They were missing resumes for key personnel, and had no subcontractor listed for the asbestos/abatement, although they referenced the abatement project in their phase plan. With the weakness of their proposal (other than the phasing plan), there is a concern about their attention to detail, and overall availability for this project at this time (they seemed a bit scattered and definitely spread too thin – putting the bid binders together in the parking lot and walking them in one minute before they were due – this probably explains the mistakes we found in the documents). As a committee, we felt the proposal they provided in response to the bid did not represent their best work.
- Weil asked EXTENSIVE questions throughout the bid process - they were comprehensive in their proposal and provided additional details the other contractors did not provide. As stated by our architects based on their previous experience with Weil, "Their number is a real number and probably the closest to the actual project." This observation is aligned with Weil's presentation where they answered in response to our question of how they control costs and maintain the phasing timeline, "We do our homework up front so we have covered all the bases going in. This proper planning from the onset ensures we don't have unanticipated cost overruns on the other end of the project." Their phasing plan was also the most closely aligned with our needs - finishing the west wing first over the summer so students can be moved into that area allowing construction to them move on into the other student housed locations. Weil had a contractor listed with references provided for the asbestos/abatement project, something that was missing from the other two bidders. They were also the only firm to use a photo-ID badging system, as opposed to a sticker on the hardhat (which could easily be passed around to another worker). In regard to the background checks, Weil began the conversation talking about the fingerprinting process as opposed to a RAPTOR search. The committee felt strongly about these two elements Weil brought to the table to ensure the best work force on our campus while students are present. Weil also brought an added bonus of a community, student, and staff involvement plan to their presentation, something we did not ask for or score. We believed their proposal scores and interview/presentation scores were representative of their edge above the other contractors.

We understand these are three excellent firms who would do well on our project with necessary adjustments (asbestos, phasing, attention to detail). We are splitting hairs, but that is what the process is for - finding the best match for our community and students, resulting in a smooth construction and excellent outcome with limited unforeseen changes. Also of note, is that all of the proposals are several million below the architect's estimated cost - a great thing. It is our fervent hope that PSFA and PSCOC will agree with our committee's recommendation for Weil Construction as the district's General Contractor.

Further, we are asking for consideration of a waiver to cover the excess costs of the project. As noted on our financial statement, we are considerably short funds though we are maximizing our limited bonding capacity. We respectfully request your **full consideration and approval for construction funding** for Project P23-007. Your continued collaboration is invaluable to ensuring that our district can provide a school facility that reflects the high quality of education our students deserve.

Estancia Municipal Schools

2026 PSCOC Waiver Request

Estancia Elementary Consolidation Project: P23-007

GO BEARS!



Contents

Age of Elementary Buildings.....Slide 3
SF of Elementary Buildings.....Slide 4
District MapSlide 5
Elementary CampusesSlide 6
Why Consolidation of Campuses?.....Slide 7
Existing Lay Out of Upper Elementary...Slide 8
New Lay Out of Upper ElementarySlide 9
Close Up of New West WingSlide 10
Rendering of New GymnasiumSlide 11
New Elementary CampusSlide 12
Project DescriptionSlide 13
Architect’s Projected CostSlide 14
Contractor’s Project CostSlide 15
District FinancesSlide 16
QuestionsSlide 17



The Estancia Schools ARE the  and pride of the Estancia Community.

The district is comprised of five schools located on one city block:

1. Van Stone Elementary, built in 1921
2. Lower Elementary, built in 1966
3. Upper Elementary, built in stages from 1993 to 1996
4. Estancia Middle School, built in 2015
5. Estancia High School, built in stages from

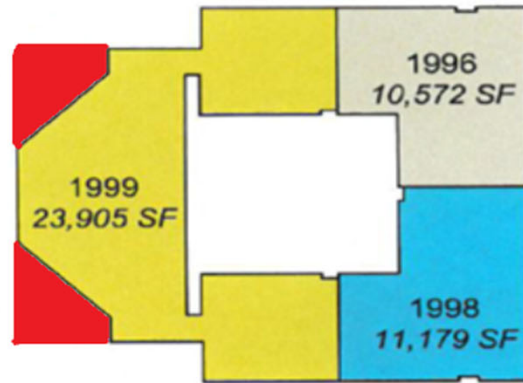
Current enrollment is 557

100% of the students receive a free breakfast and lunch due to the high poverty rate in the community.

GO BEARS!



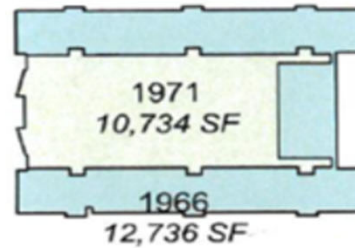
**Consolidating from
three buildings to one
building**




Upper Elementary

Construction Dates

- 1921
- 1966
- 1971
- 1996
- 1997
- 1998
- 1999
- 2026



Lower Elementary



VanStone



The Elementary School Campuses



Van Stone houses PE in a sunken gymnasium with a stage, Music, and a classroom used to teach Art.

The Lower Elementary houses PreK, Kinder and 1st grades, OT/PT, Speech, Special Ed, and the district Nurse

The Upper Elementary houses 2nd, 3rd, 4th, 5th, and 6th grades, Special Ed, Counselors, Speech, and the Library



GO BEARS!

Why Consolidation of Campuses?

- Reduce overall square footage for efficiency as noted in current FMP (consolidate and rightsize)
- Decommission and demolish building that has exceeded its life and has significant maintenance needs (LE)
- Bring children into one location to promote safety and address issues related to proximity
- Bring staff into one building to promote collaboration and collegiality



GO BEARS!



Additional space needed to house all of PreK - 6th grade students

- PreK (2 - 3 rooms)
- Kinder (2 - 3 rooms)
- 1st Grade (2 - 3 rooms)
- K - 2 sped room (1 room)
- SLP (serving primary)
- OT (serving primary)
- Nurse's Office

Note: Parent Center will be created in Van Stone

There is a need for 8 - 13 classes depending upon projections.

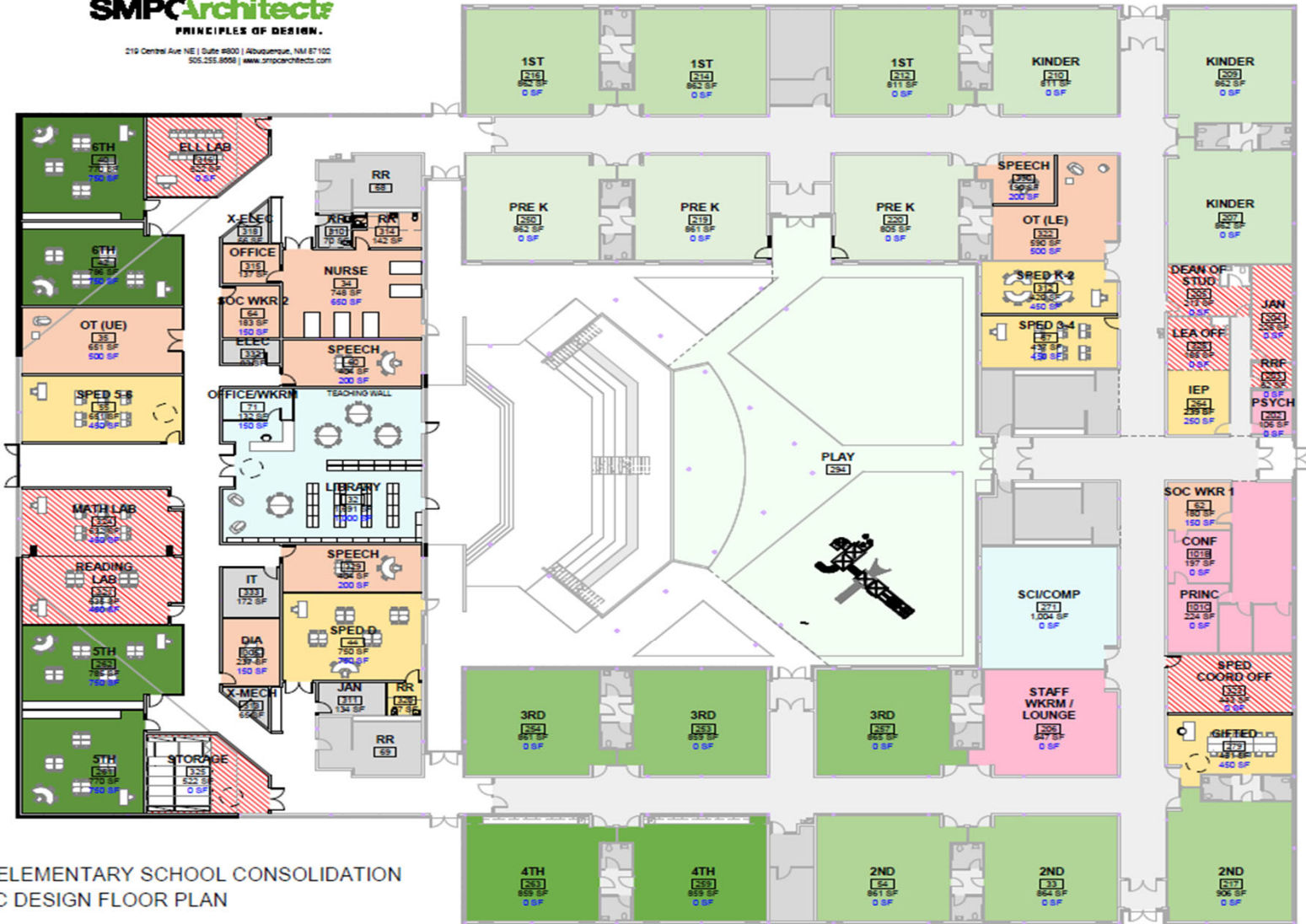
There is a need to bring PE, Music, and Art closer to the PreK-6 campus

ESTANCIA SCHOOL DISTRICT

UPPER ES - CAPACITY

1/32" = 1'-0"

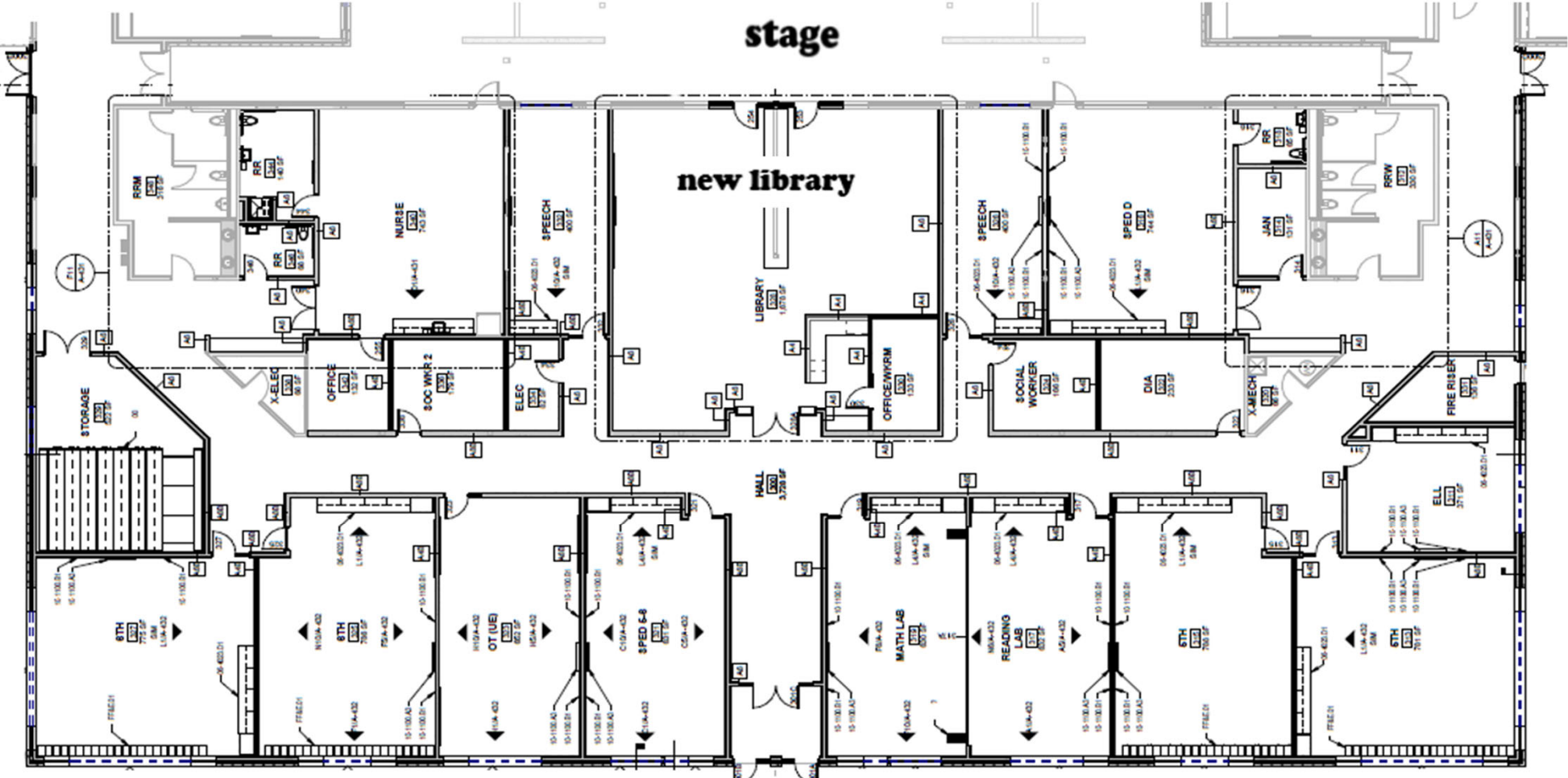
**New West
Wing**



ESTANCIA ELEMENTARY SCHOOL CONSOLIDATION
SCHEMATIC DESIGN FLOOR PLAN

2024-06-19

New West Wing





New Gymnasium



Project Description



Project Design & Development

- Remodel/Build Upper Elementary Adding Necessary Classroom Space
- Safety Improvements to Upper Elementary
- Fire Suppression Improvements to Upper Elementary
- Decommission & Demolish Lower Elementary
- Construction of New Elementary Gymnasium with Attached Art and Music Rooms.



GO BEARS!

Budget for This Project: (Sections a. & c. are for PSCOC-PSFA projects ONLY)

a. PROJECT COSTS TO DATE: (Real & Estimated)			
	DISTRICT	PSFA	TOTAL
DISTRICT/STATE MATCH PERCENTAGES:	51%	49%	100%
PROFESSIONAL SERVICES:	\$ 386,226.45	\$ 371,080.31	\$ 757,306.76
*ADJUSTMENTS:	\$ -	\$ -	\$ -
OVER ADEQUACY:	\$ -	\$ -	\$ -
INDIRECT COSTS:	\$ 369,210.54	\$ 354,731.70	\$ 723,942.24
*ADJUSTMENTS:	\$ -	\$ -	\$ -
CONSTRUCTION MACC: (ESTIMATE 100% CD)	\$ 11,105,797.23	\$ 10,670,275.77	\$ 21,776,073.00
*ADJUSTMENTS:	\$ -	\$ -	\$ -
OVER ADEQUACY:	\$ -	\$ -	\$ -
PROJECT CONTINGENCY @ 20% OF MACC:	\$ 2,221,159.45	\$ 2,134,055.15	\$ 4,355,214.60
TOTAL PROJECT AMOUNT:	\$ 14,082,393.67	\$ 13,530,142.93	\$ 27,612,536.60

*Denotes any monies paid 100% by either the District or PSFA upfront to adequacy

b. SOURCES OF FUNDING FOR THIS PROJECT:		
	AMOUNT	YEAR FUNDED
PUBLIC SCHOOL CAPITAL OUTLAY AWARD:	\$662,256.00	2023-2024
DISTRICT LOCAL GENERAL OBLIGATION BONDS:	\$818,993.00	2023-2024
SCHOOL BUILDINGS ACT (HB-33):		
CAPITAL IMPROVEMENTS ACT (SB-9)		
DISTRICT PORTION FROM COUNTY:		
STATE MATCH FROM PED:		
LEGISLATIVE APPROPRIATION:		
SEVERANCE TAX BONDS:		
BILL #:		
DFA #:		
GENERAL FUNDS:		
BILL #:		
DFA #:		
STATE GENERAL OBLIGATION BONDS:		
BILL #:		
DEFICIENCIES CORRECTIONS PROGRAM:		
MOU#:		
OTHER:	\$ -	
TOTAL SOURCES OF FUNDING:	\$ 1,481,249.00	

c. PROJECT BUDGET SUMMARY		
TOTAL SOURCES OF FUNDING:	\$ 1,481,249.00	
TOTAL PROJECT AMOUNT:	\$ 27,612,536.60	
PROJECT SHORTFALL/SURPLUS:	\$ (26,131,287.60)	

Scope & Estimated Cost Architect's Projected Cost



BID FORM (Lump Sum or Unit Price)

BIDDER'S Name and Address:	
	Weil Construction, Inc. 3740 Princeton Dr. NE Albuquerque, NM 87107
Telephone:	505-899-3535
Fax:	505-899-3033
Federal Tax ID #:	20-3051546
New Mexico Tax ID #:	03-040177-001
CID License #	92233

ITB NO.: RFP No: 2026001

PROJECT NAME: Estancia Elementary Consolidation

PROJECT NO.: 2026001 P23-007

LOCATION: Estancia, New Mexico

Scope & Estimated Cost Contractor's Projected Cost

This Bid is submitted to Owner:

Estancia Municipal School District
300 N. Ninth Street
Estancia NM 87106
Phone (505)384-2006

In collaboration with Co-Owner:

Public School Capital Outlay
PUBLIC SCHOOL FACILITIES AUTHORITY
1312 Basehart Road, SE
Suite 200
Albuquerque, NM 87106
Phone (505) 843-6272

A. LUMP SUM PRICE (please use typewriter or print legibly in ink) Base Bid (use words):

eighteen million nine hundred sixty two thousand one hundred twenty dollars

(\$ 18,962,120)

GO BEARS!



District Finances

<i>Anticipated Bonding Capacity in Out-Years</i>		Estimated to Date	Estimate	Estimate	Estimate	Estimate
Detail	Est. Growth Rate (%)	FY26	FY27	FY28	FY29	FY30
Current & Projected Assessed Land Valuations (ALV):	0.00%	\$ 165,733,655.00	\$ 165,733,655	\$ 165,733,655	\$ 165,733,655	\$ 165,733,655
Total Bonding Capacity (6% of ALV):	6.00%	\$ 9,944,019	\$ 9,944,019	\$ 9,944,019	\$ 9,944,019	\$ 9,944,019
Bonds Outstanding Debt as of 6/30 of each FY Including Future Sales (GOBs & ETNs):		\$ 5,488,115	\$ 4,614,690	\$ 3,722,100	\$ 3,131,170	\$ 2,545,710
Available Bonding Capacity (\$):		\$ 4,455,904	\$ 5,329,329	\$ 6,221,919	\$ 6,812,849	\$ 7,398,309
Percentage Bonded to Capacity:		55%	46%	37%	31%	26%



GO BEARS!

ESTANCIA MUNICIPAL SCHOOL DISTRICT
 STATEMENT OF FINANCIAL POSITION SUMMARY
for Elementary School Consolidation Project
\$22,754,544
 (with 20% contingency funds)

District Finances Continued

Current (FY26)		
Bonded Sources	\$	800,863
Non-Bonded Sources	\$	-
Uses	\$	-
Remaining / Current Cash Balance:	\$	800,863
District Contribution to Phase 1:		

Projected (FY27 - FY30)		
Bonded Sources	\$	2,931,553
Non-Bonded Sources	\$	-
Uses	\$	-
Available for Phase 2:	\$	2,931,553

Local Match Reduction Eligibility		
Option 1	Option 2	Option 3
Ineligible	Eligible	N/A as of 2025 Session

District Summary of Financial Position

Estancia MSD sold a \$3,735,000 GO Bond in April 2025. Proceeds from that sale will go toward phase 1 planning and design and phase 2 construction of a new combined school. The District has \$3,719,382.81 available to contribute for planning, design and construction. The District previously received a waiver for reduced local match funding on the new combined school project. Current debt capacity is going towards the project. The residential mill levy is expected to be at \$8.044 during FY26 to meet current debt obligations. The District General Obligation Bond Election failed to appear on the ballot during the November 2025 General Election. The District is asking voters for \$4 million of GO Bond authorization through a Special Election with a mail in ballot in March 2026, but has no certainty the election will pass.

Questions?

GO BEARS!



BID FORM (Lump Sum or Unit Price)

BIDDER'S Name and Address:	
	Weil Construction, Inc. 3740 Princeton Dr. NE Albuquerque, NM 87107
Telephone:	505-899-3535
Fax:	505-899-3033
Federal Tax ID #:	20-3051546
New Mexico Tax ID #:	03-040177-001
CID License #	92233

ITB NO.: RFP No: 2026001

PROJECT NAME: Estancia Elementary Consolidation

PROJECT NO.: 2026001 P23-007

LOCATION: Estancia, New Mexico

This Bid is submitted to Owner:

Estancia Municipal School District
300 N. Ninth Street
Estancia NM 87106
Phone (505)384-2006

In collaboration with Co-Owner:

Public School Capital Outlay
PUBLIC SCHOOL FACILITIES AUTHORITY
1312 Basehart Road, SE
Suite 200
Albuquerque, NM 87106
Phone (505) 843-6272

1. The undersigned Bidder proposes and agrees, if this Bid is accepted, to enter into an agreement with the Owner in the form included in the Bidding Documents to perform and furnish all Work as specified or indicated in the Bidding Documents for the Contract Price and within the Contract Time indicated in this Bid and in accordance with the other terms and conditions of the Contract Documents.

2. The Bidder accepts all of the terms and conditions of the Invitation for Bid and Instructions to Bidders, including without limitation those dealing with the disposition of bid security and other Bidding Documents. This Bid will remain subject to acceptance for forty-five (45) days after the day of Bid opening. The Bidder shall sign and submit the Agreement between Owner and Contractor (hereinafter called Agreement) with the Bonds and other documents required by the Bidding Requirements within fifteen (15) days after the date of the Owner's Notice of Award.

3. The Contractor shall include the following cash allowances in his Bid:

- | | | | |
|--------|-------|-----------|----|
| A. for | (page | of Specs) | \$ |
| B. for | (page | of Specs) | \$ |
| C. for | (page | of Specs) | \$ |
| D. for | (page | of Specs) | \$ |
| E. for | (page | of Specs) | \$ |

4. In submitting this Bid, the Bidder represents, as more fully set forth in the Agreement, that:

A. the Bidder has examined copies of all the Bidding Documents and of the following Addenda (receipt of all of which is hereby acknowledged):

No. <u>1</u>	Title: <u>Addendum No. 1</u>	Date: <u>12/1/2025</u>
No. <u>2</u>	Title: <u>Addendum No. 2</u>	Date: <u>12/18/2025</u>
No. <u>3</u>	Title: <u>Addendum No. 3</u>	Date: <u>01/12/2026</u>
No. <u>4</u>	Title: <u>Addendum No. 4</u>	Date: <u>01/13/2026</u>
No. _____	Title: _____	Date: _____
No. _____	Title: _____	Date: _____

B. the Bidder has familiarized himself with the nature and extent of the Bidding Documents, Work, site, locality, and all local conditions, laws, and regulations that in any manner may affect cost, progress, performance, or furnishing of the Work;

C. the Bidder has carefully studied all reports and drawings of subsurface conditions which are identified in the Information Available to Bidders and accepts the determination set forth in the Information Available to Bidders of the extent of the technical data contained in such reports and drawings upon which the Bidder is entitled to rely;

D. the Bidder has correlated the results of all such observations, examinations, investigations, explorations, tests, reports, and studies with the terms and conditions of the Bidding Documents;

E. the Bidder has given the Design Professional written notice of all conflicts, errors, and discrepancies that he has discovered in the Bidding Documents, and the written resolution thereof by the Design Professional is acceptable to the Bidder;

F. this Bid is genuine and not made in the interest of or on behalf of any undisclosed person, firm, or corporation and is not submitted in conformity with any agreement or rules of any group, association, organization, or corporation; the Bidder has not directly or indirectly induced or solicited any other Bidder to submit a false or sham Bid; the Bidder has not solicited or induced any person, firm, or corporation to refrain from bidding; and the Bidder has not sought by collusion to obtain for himself any advantage over any other Bidder or over the Owner;

G. the Bidder acknowledges that he has attended any mandatory pre-bid conference scheduled by the Owner or the Design Professional pertaining to this project;

H. the Bidder agrees to show clearly on the envelope in which the Bid is submitted the Project Name and Number, and Invitation to Bid Number; and,

I. the Bidder will complete the Work for the following price(s) (**do not include any gross receipts tax in the price(s)**).

5. Bids shall be presented in the form of a total Base Bid proposal under a Lump Sum Contract plus additive alternates that are selected by the Owner. A bid must be submitted on all bid items and alternates; segregated bids will not be selected by the Owner.

(Design Professional to strike out subsection not applicable.)

A. LUMP SUM PRICE (please use typewriter or print legibly in ink) Base Bid (use words):

eighteen million nine hundred sixty two thousand one hundred twenty dollars

(\$ 18,962,120)

Alternate 1 (add)(deduct) NA

(\$)

Alternate 2 (add)(deduct) NA

(\$)

Alternate 3 (add)(deduct) NA

(\$)

Alternate 4 (add)(deduct) NA

(\$)

All specific cash allowances are included in the price(s) set forth above.

B. UNIT PRICE NA

(\$)

If the required quantities of the items listed below are increased or decreased by Change Order, the adjustment unit prices set forth below shall apply to such increased or decreased quantities:

ITEM
UNIT PRICE (in words) NA

(\$)

**ESTANCIA MUNICIPAL SCHOOL DISTRICT
STATEMENT OF FINANCIAL POSITION SUMMARY
for Elementary School Consolidation Project
(dollars in millions)**

Current (FY26)		
Bonded Sources	\$	800,863
Non-Bonded Sources	\$	-
Uses	\$	-
Remaining / Current Cash Balance:		\$ 800,863








District Contribution to Phase 1:

Projected (FY27 - FY30)		
Bonded Sources	\$	2,931,553
Non-Bonded Sources	\$	-
Uses	\$	-
Available for Phase 2:		\$ 2,931,553

Local Match Reduction Eligibility		
Option 1	Option 2	Option 3
Ineligible	Eligible	N/A as of 2025 Session

District Summary of Financial Position
 Estancia MSD sold a \$3,735,000 GO Bond in April 2025. Proceeds from that sale will go toward phase 1 planning and design and phase 2 construction of a new combined school. The District has \$3,719,382.81 available to contribute for planning, design and construction. The District previously received a waiver for reduced local match funding on the new combined school project. Current debt capacity is going towards the project. The residential mill levy is expected to be at \$8.044 during FY26 to meet current debt obligations. The District General Obligation Bond Election failed to appear on the ballot during the November 2025 General Election. The District is asking voters for \$4 million of GO Bond authorization through a Special Election with a mail in ballot in March 2026, but has no certainty the election will pass.

Signatures

	
Dr. Cindy Sims, Superintendent	Date
	
Lee Widner (Board President), District Representative	Date
	
Antonio Lucero, District Financial Officer	Date
	March 6, 2026
Brad Angst & Nicholas Caine, Bond Advisor (Stifel Public Finance)	Date

DISTRICT INFORMATION	
District Name	ESTANCIA MUNICIPAL SCHOOL DISTRICT
Superintendent	Dr. Cindy Sims
District Representative	Lee Widner (Board President)
District Financial Officer	Antonio Lucero
Bond Advisor Company	Stifel Public Finance
Bond Advisor	Brad Angst & Nicholas Caine

School(s) in Project	Elementary School Consolidation
----------------------	---------------------------------

POTENTIAL PROJECT COST
TOTAL ESTIMATED PROJECT COST FOR DISTRICT

LOCAL MATCH REDUCTION (WAIVER)			
Option 1	Requirement	District Eligibility	
Available Bonding Capacity (\$)		7,157,138	X
Mill Levy \geq 10	10.00	8.04	X
Option 2	Requirement	District Eligibility	
MEM Count \leq 1,500	1,500	575	✓
Mill Levy \geq 7.00	7.00	8.04	✓

I. K24-001 Cuba ES (Cuba) – Award Language Change**II. Presenter(s):** Daniel Juarez, Senior Project Coordinator**III. Potential Motion:**

Council approval to amend the current 2023-2024 Pre-kindergarten based award language to Cuba Independent School District (“District) (CISD) for Cuba Elementary School (K24-001) to include an increase in the maximum allowable gross square footage (GSF) from 3,151 to 3,994 (an 843 GSF increase).

IV. Executive Summary:**Staff Recommendation:**

- To increase the awarded maximum allowable area from 3,151 to 3,994 GSF an increase of 843 GSF.


Key Points:

- The project is currently in the Design Development phase (phase 3 out of 4).
- The additional square footage is consistent with adequacy standards for Pre-K classrooms.
 - The minimum square footage for a PreK classroom totals 1,000 SF/room plus 40 SF/storage. With 30% TARE for the spaces, this number increases to 2,704 SF.
 - The existing Pre-K classroom totals 1,205. The original award included renovation of 1,151 sf but excluded the existing 54 sf restroom attached to the existing classroom.
- In October 2023, the PSCOC awarded Planning and Design funding for a one to two classroom addition and renovate the existing Pre-K classroom/ restrooms at Cuba ES.
- The district currently has 18 pre-kindergarten students enrolled.
 - The district has historically averaged 30-40 pre-kindergarten students.
 - Previously pre-K classes were held in two portables but due to the condition those portables the district no longer utilizes those portables.
 - The condition of the portables prevents the district from enrolling more than 18 Pre-K students.

Exhibit(s):

A – PSFA Recommendation Report: K24-001Cuba Elementary School

B – Cuba Independent School District letter dated March 24th, 2026



PSFA Recommendation Report

Out-of-Cycle

Cuba Independent School District Cuba Elementary School (K24-001)	Award Language Change
---	------------------------------

District Request & Information

Award language change to increase the maximum allowable area from 3,151 to 3,994 GSF an increase of 843 GSF.

- Superintendent and District Representative: Rhiannon Chavez

PSFA Staff Recommendation

Award language change to increase the maximum allowable area from 3,151 to 3,994 GSF an increase of 843 GSF.

Award Language

- Approval to amend the current 2023-2024 Pre-kindergarten based award language to Cuba Independent School District (CISD) for Cuba Elementary School (K24-001) to include an increase in the maximum allowable gross square footage (GSF) from 3,151 to 3,994 (a 843 GSF increase).

Potential Award Funding

- Estimated Total Project Potential Fiscal Impact for 3,994 GSF in renovation and new Construction.

Request Summary	State Match 65%	Local Match 35%	Total	Above Allowable
Estimated Total Project Cost for the awarded 2,000 GSF in New Construction space	\$1,042,880	\$561,551	\$1,604,431	\$-
Estimated Total Project Cost for the awarded 1,151 GSF in Renovated space	\$200,060	\$107,724	\$307,784	\$-
Estimated Total Project Cost for the previously awarded GSF	\$1,242,940	\$669,275	\$1,912,215	\$-
Estimated Total Project Cost for the requested 789 GSF in New Construction space	\$369,252	\$198,828	\$568,080	\$-
Estimated Total Project Cost for the requested 54 GSF in Renovated space	\$8,424	\$4,536	\$12,960	\$-
Subtotal	\$1,620,616	\$872,639	\$2,493,255	\$-
Local Match Reduction	\$-	\$-	\$-	\$-
Advance	\$-	\$-	\$-	\$-
Estimated Total Project Potential Fiscal Impact	\$1,620,616	\$872,639	\$2,493,255	\$-

- Estimated Potential Fiscal Impact for 789 GSF in new Construction space.

Request Summary	State Match 65%	Local Match 35%	Total	Above Allowable
Estimated Maximum Allowable Construction Cost	\$307,710	\$165,690	\$473,400	\$-
Soft Costs (20%)	\$61,542	\$33,138	\$94,680	\$-
Subtotal	\$369,252	\$198,828	\$568,080	\$-
Local Match Reduction	\$-	\$-	\$-	\$-
Advance	\$-	\$-	\$-	\$-
Estimated Potential Fiscal Impact	\$369,252	\$198,828	\$568,080	\$-

- | | |
|--|---|
| <ul style="list-style-type: none"> • Estimated Maximum Allowable Construction Cost (MACC): <ul style="list-style-type: none"> • \$600 / SF • \$473,400 | <ul style="list-style-type: none"> • Estimated Potential Fiscal Impact: <ul style="list-style-type: none"> • \$720 / SF • \$568,080 |
|--|---|

- Estimated Potential Fiscal Impact for 54 GSF in Renovated space.

Request Summary	State Match 65%	Local Match 35%	Total	Above Allowable
Estimated Maximum Allowable Construction Cost	\$7,020	\$3,780	\$10,800	\$-
Soft Costs (20%)	\$1,404	\$756	\$2,160	\$-
Subtotal	\$8,424	\$4,536	\$12,960	\$-
Local Match Reduction	\$-	\$-	\$-	\$-
Advance	\$-	\$-	\$-	\$-
Estimated Potential Fiscal Impact	\$8,424	\$4,536	\$12,960	\$-

- | | |
|---|--|
| <ul style="list-style-type: none"> • Estimated Maximum Allowable Construction Cost (MACC): <ul style="list-style-type: none"> • \$200 / SF • \$10,800 | <ul style="list-style-type: none"> • Estimated Potential Fiscal Impact: <ul style="list-style-type: none"> • \$240 / SF • \$12,960 |
|---|--|

Project Information

Project Information

- PSFA Regional Project Manager: Rancie Hood
- Design Professional: Living Design Group Architects
- General Contractor: N/A
 - Other Bids Received: N/A

Scope of Work

- | | |
|---|---|
| <ul style="list-style-type: none"> • One to Two classroom addition, renovation of existing the existing pre-kindergarten classroom and restrooms • Design capacity: N/A • Current enrollment: 255 students | <ul style="list-style-type: none"> • Maximum allowable GSF: 2,000 • Above allowable SF: 789 |
|---|---|

Phasing

- In Progress: Design
 - Design Development (Phase 3 out of 4) is in process.
- Current Request: Award Language Change

Award History

Original Award

- October 2023
- Pre-kindergarten Award: Addition, renovation of Cuba ES
- Ranking: N/A
- wNMCI: N/A
- Original Award Language:
 - Council approval of a Pre-K Capital Outlay Award to (Cuba) Cuba Elementary School:
 - Phase 1: total amount of \$191,221, state match of \$124,294 (65%), and a district match of \$66,927 (35%). Per SB131, ½ reduction for Pre-K facilities.
 - Phase 1: planning and design phase funding for a one to two classroom addition and to renovate the existing Pre-K classroom and restrooms at Cuba Elementary School (pursuant to the Adequacy Planning Guide).
 - Base bid design to include one classroom, with bid options for a second classroom.
 - Prior to construction funding request, district shall demonstrate need and demand for second classroom for 3Y and 4Y programs. PSFA shall verify the project's enrollment projection and gross square footage.
 - Each allocation is intended to fully complete the project, phase or specified purpose. Upon completion of this awarded phase of work, including conformance with all contingencies, out-of-cycle funding for future phases of work may be considered at any upcoming regularly scheduled PSCOC meeting.
- Estimated MACC:
 - Addition: \$600 / SF
 - Renovation: \$200/ SF
- Estimated Total Project Cost: \$1,912,214

District Financial Information

State / Local Match

- Local match: 35%
- State match: 65%
- The district does have adequate funds to accommodate the local share of this project.

Bond Information

- | | |
|---|---|
| <ul style="list-style-type: none">• GO Bond:<ul style="list-style-type: none">• Current: November 2025 for \$6,700,000• Future: November 2029 for \$6,700,000• Bonding Capacity: \$13,092,508• Available Capacity: \$7,112,508• Bond Sale:<ul style="list-style-type: none">• Current: September 2024 for \$4,500,000• Future: September 2026 for \$3,350,000• Mill Levy: 12.342<ul style="list-style-type: none">○ Source: RBC Capital Markets | <ul style="list-style-type: none">• SB-9: \$87,822• HB-33: N/A• Cash Balance: \$11,029,424.43• Operational: \$356,289.93 |
|---|---|

Project Funding

- Sources: GO Bond (Source 31100)

Local Match Reduction

- The district can support the local match for this phase of funding.
- **Cuba Independent School District does meet statute requirements for a local match reduction.**

Per Section 22-24-5 (B)(9), the council may adjust the amount of local share otherwise required if it determines that a school district has made a good-faith effort to use all of its local resources. Before making any adjustment to the local share, the council shall consider whether:

Option	Requirement	District Data	Meets Eligibility
1	Insufficient Bonding Capacity	\$7,112,508	Meets Mill Levy requirement
	Mill Levy \geq 10	12.342	
2	MEM Count \leq 1,500	635	YES
	Mill Levy \geq 7.00	12.342	

* District must meet 1 of the 2 options.

Maintenance Summary

Cuba Independent School District does meet all statutory requirements (as of April 29, 2026).

Preventive Maintenance Plan

- Current - last updated April 1, 2025 (annual update required; 6.27.3.11 NMAC).
- Plan is rated outstanding.

Quarterly Facility Information Maintenance System Proficiency Reports

- The district is a satisfactory user of 1 of the 3 State provided resources.
- PM Completion Rate (goal: 90%): 0.0% performance rating.

Facility Maintenance Assessment Report (FMAR)

- District FMAR average is 76.53%, (70% recommended)
- The district is maintaining its assets and facility conditions to a good level, currently below the state average of 76.6% (FMAR 4th Cycle).

Staff Recommendations

- Continue their diligence towards improved core maintenance to 80% good rating.
- Continue training efforts towards using the state provided FIMS, Maintenance Direct work order module. The district is starting to use the State provided FIMS.
- Respond to subsequent FMARs through the 60-day response process supporting quality facility conditions addressing all deficiencies.

Historic and Current PSCOC Funded Projects

Current active projects: 1

Historic projects: 22

Fiscal Year Funded	Facility Name	Project Type	PSCOC Funding
Current Project			
2023-2024	Cuba ES	Pre-Kindergarten	\$ 124,294
Total Funding			\$ 124,294
Historic Total Project Funding (1997-2026)			\$ 55,295,928

State of New Mexico
Public School Capital Outlay Council

PSCOC Chair

Joe Guillen, *NMSBA*

PSCOC Vice Chair

Raúl Burciaga, *LCS*

PSCOC Members

Charles Sallee, *LFC*
 Stewart Ingham, *PEC*
 Antonio Ortiz, *PED*
 Ashley Leach, *DFA*
 Clay Bailey, *CID*
 Mariana Padilla, *Governor's Office*
 Gwen Perea Warniment, *LESC*



Public School Facilities Authority

Martica Casias | Executive Director
 Ryan Parks | Deputy Director

1312 Basehart SE, Suite 200
 Albuquerque, NM 87106

(505) 843-6272

<https://www.nmpsfa.org/>

October 12, 2023

Dr. Karen Sanchez-Griego
 Cuba Independent School District

Dear Superintendent Sanchez-Griego,

We are pleased to inform you that the Public School Capital Outlay Council (PSCOC) has approved an award to the Cuba Independent School District from the FY24 Pre-K Capital Outlay Program. The total net state award for Phase 1 is \$124,294 (65%), for the following project:

School:

Cuba Elementary School

Award Language:

- Phase 1: total amount of \$191,221, state match of \$124,294 (65%), and a district match of \$66,927 (35%). Per SB131, ½ reduction for Pre-K facilities.
- Phase 1: planning and design phase funding for a one to two classroom addition and to renovate the existing Pre-K classroom and restrooms at Cuba Elementary School (pursuant to the Adequacy Planning Guide).
- Base bid design to include one classroom, with bid options for a second classroom.
- Prior to construction funding request, district shall demonstrate need and demand for second classroom for 3Y and 4Y programs. PSFA shall verify the project's enrollment projection and gross square footage.
- Each allocation is intended to fully complete the project, phase or specified purpose. Upon completion of this awarded phase of work, including conformance with all contingencies, out-of-cycle funding for future phases of work may be considered at any upcoming regularly scheduled PSCOC meeting.

Please note that the award can be used *only* for the project(s) and purpose(s) specified.

Please submit this letter accepting the award by signature of both the Board of Education and the Superintendent to: Alyce Ramos, PSFA Programs Manager, via email at aramos@nmpsfa.org or via mail at 1312 Basehart SE, Suite 200, Albuquerque, NM 87106.

Deadline for the acceptance of this award is November 12, 2023.

Prior to the expenditure or draw down of any state awarded funds, you must contact your PSFA Regional Project Manager (RPM) who will assist you through the procurement and selection processes to complete the work and must remain involved throughout the project. All projects shall utilize standard PSFA contracts, procedures, and reporting requirements. The details of the project must be agreed to mutually in writing between the District and the PSFA through MOUs, which shall be executed following acceptance of the award by the District. **The MOU shall be signed and uploaded into the Construction Information Management Systems (CIMS) within 30 days of the receipt.**

In addition to the project specific contingencies or other requirements specified in the award language, additional conditions were adopted by the PSCOC (see attached).

All districts are advised to expend these awarded funds, as well as past award balances, a timely manner.

If you have any questions concerning the award, please contact Alyce Ramos, PSFA Programs Manager.

Once more, we would like to extend our congratulations. We look forward to working with you in our common purpose of providing better school facilities for the children of New Mexico.

Sincerely,

Joe Guillen, Chair
Public School Capital Outlay Council

cc: Martica Casias, Executive Director, PSFA
Alex Garrubba, PSFA Regional Project Manager

Attachments: FY24 PSCOC Pre-K Awards – October 2023

DECLARATION OF AWARD ACCEPTANCE

The undersigned below hereby certifies that the FY24 Pre-K Capital Outlay Award to Cuba Independent School District for the project at Cuba Elementary School is: ***(check one)***

- Accepted**
- Rejected**

by the district and all project specific contingencies and additional conditions that were adopted by the PSCOC at the meeting on October 10, 2023 are understood and accepted. The awarded funds will be expended only for the stated uses and all contingencies will be met.

ACCEPTED BY:

DATE: _____
School Board President
Cuba Independent School District

DATE: _____
Dr. Karen Sanchez-Griego, **Superintendent**
Cuba Independent School District

I. P24-005 Combined School (Springer) - Construction Funding Request**II. Presenter(s):** Daniel Juarez, Senior Project Coordinator**III. Potential Motion:**

Council approval to amend the current 2023-2024 Standards-based award language to Springer Municipal Schools (SMS) for the Combined School (P24-005) to include:

- Construction phase funding for the combined replacement facility for 109 student's grades Kindergarten through 12th in 57,308 gross square foot (GSF), totaling \$50,891,839 with a state match of \$34,606,451 (68%) and a local match of \$16,285,388 (32%).
- A partial local match reduction (waiver) \$15,085,388 for a revised state match of \$49,691,839 (97.64%) and a revised local match of \$1,200,000 (2.36%), for the construction of the combined replacement facility.
- Including the use of up to \$800,000 of the district's funding to allow for the funding of above allowable security related bid lots: Bid Lot 1 and 2: Access control and Video Surveillance systems.

IV. Executive Summary:**District Request:**

- Approval of the requested construction funding and full local match reduction (waiver) for the construction of the combined replacement facility.
- The district would like to use the available \$2,000,000 for bid lots deemed to be above allowable and request a full local match reduction for the allowable construction costs.

Staff Recommendation:

- Approval of the requested construction funding for the construction of the combined replacement facility.
- That the district contribute \$1,200,000 to the local match that was intended to fund the \$1,962,000 in above allowable bid lots for a revised state match of \$49,691,839 (97.64%) and a revised local match of \$1,200,000 (2.36%), for the construction of the combined replacement facility.

Key Points:

- Update from June 2026 Awards Subcommittee:
 - Reduced the local match contribution included in the Staff recommendation from \$2 million to \$1.2million (an \$800,000 difference) to allow the district to fund above allowable security related bid lots: Bid Lot 1 and 2: Access control and Video Surveillance systems.

- Updated the recommended partial local match reduction total from \$14,285,388 to \$15,085,388 for an \$800,000 difference.
- There were three General Contractors that submitted bids: HB Construction (selected), Bradbury Stamm Construction and Weil Construction.
- The district is requesting approval of a full local match reduction (waiver) for the district's share of the construction costs.
- The soft costs included in this request have been reduced from 20 to 10%.
- The district's average FMAR score is 63.97% below the recommended 70%.
- Non-user of all three Facility Information Management System (FIMS) resources due to staffing issues.
- The Construction funding request (this request) included 15 bid lots in addition to the base bid for the replacement Combined School.
 - Four bid lots are included in the recommended funding for this request. They include a 3-year maintenance agreement, a synthetic turf playfield, striping for the track and site work for the teacher housing project.
 - 12 of the 15 bid lots were determined to be above allowable and the district's responsibility to fund.
 - They include bid lots for landscaping/irrigation, additional access control (card readers)* For Subcommittee discussion, CCTV system, Audio/Visual equipment, site furnishings, shade structures, goal posts, rubberized surfacing at both ends of the playfield and track striping for sprinting.


Exhibit(s):

A – PSFA Recommendation Report: P24-005 Springer Combined School

B – Springer Municipal Schools Letter, dated October 9th, 2025

C – General Contractor Price Proposal Form

D – Statement of Financial Position



PSFA Recommendation Report

Out-of-Cycle

Springer Municipal Schools Springer Combined School (P24-005)	Construction Phase Funding
---	-----------------------------------

District Request & Information

Approval of the requested construction funding and full local match reduction (waiver) for the construction of the combined replacement facility.

- Superintendent and District Representative: Tracy Alcon

PSFA Staff Recommendation

Approval of the requested construction funding and partial local match reduction (waiver) for the construction of the combined replacement facility.

That the district contribute \$1,200,000 to the local match that was intended to fund the \$1,962,000 in above allowable bid lots for a revised state match of \$49,691,839 (97.64%) and a revised local match of \$1,200,000 (2.36%), for the construction of the combined replacement facility.

Award Language

- Approval to amend the current 2023-2024 Standards based award language to Springer Municipal Schools (SMS) for the Combined School (P24-005) to include:
 - Construction phase funding for the combined replacement facility for 109 students grades Kindergarten through 12th in 57,308 gross square foot (GSF), totaling \$50,891,839 with a state match of \$34,606,451 (68%) and a local match of \$16,285,388 (32%).
 - A partial local match reduction (waiver) \$15,085,388 for a revised state match of \$49,691,839 (97.64%) and a revised local match of \$1,200,000 (2.36%), for the construction of the combined replacement facility.
 - Including the use of up to \$800,000 of the district’s funding to allow for the funding of above allowable security related bid lots: Bid Lot 1 and 2: Access control and Video Surveillance systems.

Potential Award Funding

Request Summary	State Match 68%	Local Match 32%	Total	Above Allowable
Bid Amount	\$29,447,085	\$13,857,452	\$43,304,537	\$1,962,000
NMGRT (7.5208%)	\$2,214,657	\$1,042,191	\$3,256,848	\$-
Subtotal Bid	\$31,661,742	\$14,899,643	\$46,561,385	\$-
Soft Costs (10%)	\$2,944,709	\$1,385,745	\$4,330,454	\$-
Total Cost	\$34,606,451	\$16,285,388	\$50,891,839	\$-
Local Match Reduction	\$15,085,388	\$(15,085,388)	\$-	\$-
Advance	\$-	\$-	\$-	\$-
Recommended Funding	\$49,691,839	\$1,200,000	\$50,891,839	\$-

- District Request

Request Summary	State Match 68%	Local Match 32%	Total	Above Allowable
Bid Amount	\$29,447,085	\$13,857,452	\$43,304,537	\$1,962,000
NMGRT (7.5208%)	\$2,214,657	\$1,042,191	\$3,256,848	\$-
Subtotal Bid	\$31,661,742	\$14,899,643	\$46,561,385	\$-
Soft Costs (10%)	\$2,944,709	\$1,385,745	\$4,330,454	\$-
Total Cost	\$34,606,451	\$16,285,388	\$50,891,839	\$-
Local Match Reduction	\$16,285,388	\$(16,285,388)	\$-	\$-
Advance	\$-	\$-	\$-	\$-
Recommended Funding	\$50,891,839	\$-	\$50,891,839	\$-

- Bid Amount:
 - \$709 / SF
 - \$43,304,537

- Total Project Cost (TPC):
 - \$888 / SF
 - \$50,891,839

- Staff Recommendation

Request Summary	State Match 68%	Local Match 32%	Total	Above Allowable
Bid Amount	\$29,447,085	\$13,857,452	\$43,304,537	\$1,962,000
NMGRT (7.5208%)	\$2,214,657	\$1,042,191	\$3,256,848	\$-
Subtotal Bid	\$31,661,742	\$14,899,643	\$46,561,385	\$-
Soft Costs (10%)	\$2,944,709	\$1,385,745	\$4,330,454	\$-
Total Cost	\$34,606,451	\$16,285,388	\$50,891,839	\$-
Local Match Reduction	\$14,285,388	\$(14,285,388)	\$-	\$-
Advance	\$-	\$-	\$-	\$-
Recommended Funding	\$48,891,839	\$2,000,000	\$50,891,839	\$-

Project Information

Project Information

- PSFA Regional Project Manager: Mathew Gerken
- Design Professional: Dekker
- General Contractor: HB Construction
 - Other Bids Received: (3 total) Bradbury Stamm Construction, Weil Construction

Scope of Work

- Full replacement of facility
- Design capacity: 109 students
- Current enrollment: 120 students (2024-25 SY)
- Maximum allowable GSF: 57,308
- Above allowable SF: N/A

Phasing

- Complete: Design
- Current Request: Construction Phase Funding

Award History

Original Award

- October 2023
- Standards-based Award: Full replacement of facility
- Ranking:
 - Elementary School: 14
 - Middle/High School: 19
- wNMCI:
 - Elementary School: 55.32%
 - Middle/High School: 53.10%
- Original Award Language:
 - Council approval for a Standards-based Capital Outlay Award to (Springer) Springer Combined:
 - Phase 1: total amount of \$3,370,550, state match of \$2,620,550 (78%), and a district match of \$750,000 (22%). This includes a local match reduction of \$328,576 (10%).
 - Phase 1: planning and design phase funding for the replacement/consolidation of the existing elementary and middle/high school facilities for 109 students, grades K-12, and 45,000 gross square feet.
 - Project to include 5 teacher housing units, with consideration for manufactured housing.
 - Project's enrollment projection and gross square footage will be verified and updated by PSFA, if necessary.
 - Each allocation is intended to fully complete the project, phase or specified purpose. Upon completion of this awarded phase of work, including conformance with all contingencies, out-of-cycle funding for future phases of work may be considered at any upcoming regularly scheduled PSCOC meeting.
- Estimated MACC: \$500 / SF
- Estimated Total Project Cost: \$31,105,503

Out-of-Cycle Award

- December 2024
- Increased gross square footage
- Award Language:
 - Council approval to amend the current Standards-based award to Springer Municipal Schools for the Combined School to include an increase in the maximum allowable gross footage (GSF) from 45,000 to 57,308 (a 12,308 GSF increase). For the replacement/consolidation of the existing elementary and middle/high school facilities for 109 students, grades K-12. No additional funding is needed at this time. Upon completion of the design phase work, the district may return to the PSCOC for out-of-cycle construction phase funding.

District Financial Information

State / Local Match

- Local match: 32%
- State match: 68%
- The district does not have adequate funds to accommodate the local share of this project.
 - The district requests consideration for a local match reduction.

Bond Information

- | | |
|---|--|
| <ul style="list-style-type: none"> • GO Bond: <ul style="list-style-type: none"> • Current: November 2025 for \$475,000 • Future: N/A • Bonding Capacity: \$2,665,718 • Available Capacity: \$859,718 • Bond Sale: <ul style="list-style-type: none"> • Current: November 2023 • Future: • Mill Levy: 8.289 <ul style="list-style-type: none"> ○ Source: Stifel Public Finance | <ul style="list-style-type: none"> • SB-9: \$237,330 • HB-33: N/A • Cash Balance: \$850,115 • Operational: \$679,485 |
|---|--|

Project Funding

- Sources: GO Bond (Source 31100)

Local Match Reduction

- The district can not support the local match for this phase of funding.
- **Springer Municipal Schools does meet statute requirements for a local match reduction.**

Per Section 22-24-5 (B)(9), the council may adjust the amount of local share otherwise required if it determines that a school district has made a good-faith effort to use all of its local resources. Before making any adjustment to the local share, the council shall consider whether:

Option	Requirement	District Data	Meets Eligibility
1	Insufficient Bonding Capacity	\$859,718	Meets Bond Capacity requirement
	Mill Levy \geq 10	8.289	
2	MEM Count \leq 1,500	129	YES
	Mill Levy \geq 7.00	8.289	

* District must meet 1 of the 2 options.

Maintenance Summary

The Springer School District does not meet all statutory requirements (as of February 9,2026)

- **Preventive Maintenance Plan is current**
 - Last updated October 27, 2025 (Annual update required; 6.27.3.11 NMAC)
 - Plan rated Outstanding, exceeding statute criteria.

- **Quarterly FIMS Proficiency Reports:** Unsatisfactory user of 3 out of 3 State provided FIMS maintenance resources.
 - **PM Completion Rate:** 0% performance rating, above the 90% recommendation

- **Facility Maintenance Assessment Report (FMAR):** district average is 63.97%,
 - The district is maintaining their assets and facility conditions to an overall 62% level (district average), currently below the recommended 70% (FMAR 3rd cycle)

Historic and Current PSCOC Funded Projects


Current active projects: 1

Historic projects: 14

Fiscal Year Funded	Facility Name	Project Type	PSCOC Funding
Current Projects			
2023-2024	Combined School	Standards-Based	\$ 2,620,550
Total Funding			\$ 2,620,550
Historic Total Project Funding (2002-2026)			\$ 1,453,050

Site Plan / Renderings





Springer Municipal Schools
1401 8th St.
PO Box 308
Springer, NM 87747
Phone: 575-483-3430
Fax: 575-483-2387-2497

January 29, 2026

Marcos B. Trujillo
PSFA Executive Director
1312 Basehart SE, Suite 200
Albuquerque, NM 87106

Re: Phase 2 funding for Springer Combined K-12 School P24-005

Springer Municipal Schools is respectfully requesting construction funds for the continuation and completion of the Springer Combined K-12 School. In 2023, The Public School Capital Outlay Council (PSCOC) awarded Springer Municipal Schools \$2,620,550 from the Standards-Based Capital Outlay Program for planning and design to match the district's contribution of \$750,000.

The design has been completed and the proposals from the Construction RFP were received on January 14, 2026. The Request for Proposal was advertised in the Albuquerque Journal newspaper on December 10 & 14, 2025, as well as being placed on our district web site. The Design Professional placed the RFP and bidding documents on Albuquerque Reprographics, Inc's web site starting December 10, 2025. A mandatory pre-proposal meeting was held December 17, 2025 and had four (4) General Contractors in attendance; Jaynes Corporation, HB Construction, Bradbury Stamm Construction, and Weil Construction. Of those four (4) General Contractors, three (3) proposals were received from Bradbury Stamm Construction, HB Construction, and Weil Construction. Our evaluation committee recommended acceptance of the proposal submitted by HB Construction, and the School Board has approved that recommendation.

During design, (15) Bid Lots and (1) Alternate were identified. The district would like to request funding for the following bid lots:

ALTERNATE NO. 1: 3-Year Additional Maintenance Agreement

BID LOT NO. 1: Provide and install the complete access control system, including all required card readers, controllers, cabling, and terminations, except those indicated at the main entry.

BID LOT NO. 2: Provide and install the complete video surveillance system, including cameras, cabling, equipment, and all accessories required for a fully operational system, as indicated.

BID LOT NO. 3: Provide and install the complete audio visual system in the Multipurpose Room 118 as indicated.

BID LOT NO. 4: Provide and install the complete audio visual system in the Technology Classroom 124 as indicated.

BID LOT NO. 5: Provide and install the complete audio visual system in Parent Workroom 101B as indicated.

BID LOT NO. 6: Provide and install the complete digital signage system in Reception 101 as indicated.

BID LOT NO. 7: Provide and install all Landscape and Irrigation Systems as indicated.

BID LOT NO. 8: Provide and install all Site Furnishings as indicated.

BID LOT NO. 9: Provide and install all Shade Structures as indicated

BID LOT NO. 11: Provide and install synthetic turf playfield system with football striping as indicated.

BID LOT NO. 12: Provide and install rubberized surfacing in the north and south "D" zones of the track and field as indicated.

BID LOT NO. 13: Provide and install goal posts at the playfield as indicated.

BID LOT NO. 14: Provide and apply track striping and markings for the 100-meter straight leg sprint track as indicated.

BID LOT NO. 15: Provide and apply track striping and markings for the 400-meter track lanes as indicated.

BID LOT NO. 16: Provide all labor, materials, and equipment necessary to construct the utilities, infrastructure, site grading, hardscape, roadwork, and site lighting required to serve the teacher housing units, as indicated.

Springer Municipal Schools is requesting PSCOC's participation in the base bid amount of \$40,329,000 (not including GRT) as well as the bid lots listed above, totaling \$3,056,000. We respectfully request a waiver to the district required match for this award. Our community overwhelmingly supported our Bond Question in November 2025, resulting in the district bonding to 100% capacity. However, our bond capacity is only \$2,665,718 and the majority of the district funds available were encumbered during Phase 1 of this project. The remainder will be allocated to Phase 2 but it is not enough to cover the district required portion. We appreciate the support of the PSCOC and PSFA, and we look forward to the successful completion of this project that will serve the students and staff of Springer Municipal Schools.

Sincerely,

A handwritten signature in black ink, appearing to read "Tracy Alcon". The signature is written in a cursive, flowing style.

Tracy Alcon, Superintendent

BID FORM (Bid Lots)

BIDDER'S Name and Address:
 HB Construction Inc.
 3010 Monte Vista Boulevard NE
 Albuquerque, NM 87106

Telephone: 505-856-0404
 Fax: N/A
 Federal Tax ID #: 850393716
 New Mexico Tax ID #: 02-165566-00-9
 CID License # 32220

RFP NO.: 2026-002

PROJECT NAME:
Springer K-12 Combined School
Replacement and Teacher Housing

PROJECT NO.: P24-005

LOCATION:
1401 8th Street
Sprigner, New Mexico 87747

This Bid is submitted to Owner:

**SPRINGER MUNICIPAL
 SCHOOLS**
DANAE RIGONI, CPO
 1401 8st Street
 SPRINGER, NM 87747
 Phone (575) 483-3434

In collaboration with Co-Owner:

Public School Capital Outlay
Public School Facilities Authority
 1312 Basehart Road, SE
 Suite 200
 Albuquerque, NM 87106
 Phone (505) 843-6272

- The undersigned Bidder proposes and agrees, if this Bid is accepted, to enter into an agreement with the Owner in the form included in the Bidding Documents to perform and furnish all Work as specified or indicated in the Bidding Documents for the Contract Price and within the Contract Time indicated in this Bid and in accordance with the other terms and conditions of the Contract Documents.
- The Bidder accepts all of the terms and conditions of the Invitation for Bid and Instructions to Bidders, including without limitation those dealing with the disposition of bid security and other Bidding Documents. This Bid will remain subject to acceptance for forty-five (45) days after the day of Bid opening. The Bidder shall sign and submit the Agreement between Owner and Contractor (hereinafter called Agreement) with the Bonds and other documents required by the Bidding Requirements within fifteen (15) days after the date of the Owner's Notice to Award.
- In submitting this Bid, the Bidder represents, as more fully set forth in the Agreement, that:
 - the Bidder has examined copies of all the Bidding Documents and of the following Addenda (receipt of all of which is hereby acknowledged):

No. <u>1</u>	Title: <u>Addendum 1</u>	Date: <u>3/20/2026</u>
No. <u>2</u>	Title: <u>Addendum 2</u>	Date: <u>3/27/2026</u>
No. <u>3</u>	Title: <u>Addendum 3</u>	Date: <u>4/2/2026</u>
No. _____	Title: _____	Date: _____
No. _____	Title: _____	Date: _____
No. _____	Title: _____	Date: _____

- B. the Bidder has familiarized himself with the nature and extent of the Bidding Documents, Work, site, locality, and all local conditions, laws, and regulations that in any manner may affect cost, progress, performance, or furnishing of the Work;
- C. the Bidder has carefully studied all reports and drawings of subsurface conditions which are identified in the Information Available to Bidders and accepts the determination set forth in the Information Available to Bidders of the extent of the technical data contained in such reports and drawings upon which the Bidder is entitled to rely;
- D. the Bidder has correlated the results of all such observations, examinations, investigations, explorations, tests, reports, and studies with the terms and conditions of the Bidding Documents;
- E. the Bidder has given the Architect/Engineer written notice of all conflicts, errors, and discrepancies that he has discovered in the Bidding Documents, and the written resolution thereof by the Architect/Engineer is acceptable to the Bidder;
- F. this Bid is genuine and not made in the interest of or on behalf of any undisclosed person, firm, or corporation and is not submitted in conformity with any agreement or rules of any group, association, organization, or corporation; the Bidder has not directly or indirectly induced or solicited any other Bidder to submit a false or sham Bid; the Bidder has not solicited or induced any person, firm, or corporation to refrain from bidding; and the Bidder has not sought by collusion to obtain for himself any advantage over any other Bidder or over the Owner;
- G. the Bidder acknowledges that he has attended any mandatory pre-bid conference scheduled by the Owner and/or the Architect/Engineer pertaining to this project;
- H. the Bidder agrees to show clearly on the envelope in which the Bid is submitted the Project Name and Number and Invitation to Bid Number; and,
- I. the Bidder will complete the Work for the following price(s) (**do not include any gross receipts tax in the price(s)**).

5. Bids shall be presented in the form of a total Base Bid proposal under a Lump Sum Contract plus additive alternates that are selected by the Owner. A bid must be submitted on all bid items and alternates; segregated bids will not be selected by the Owner.

BASE BID (please use typewriter or print legibly in ink)

Base Bid: Springer K-12 Combined School Replacement and Teacher Housing.

(\$ _____)

ALTERNATE 1 (please use typewriter or print legibly in ink)

Base Bid: Provide **3-Year Additional Maintenance Agreement**, as specified.

[Select One: (add)(deduct)]

(\$ _____)

BID LOT 1 (please use typewriter or print legibly in ink)

Base Bid: Provide and install the complete **access control system**, including all required card readers, controllers, cabling, and terminations, except those indicated at the main entry.

[Select One: (add)(deduct)]

(\$ _____)

BID LOT 2 (please use typewriter or print legibly in ink)

Base Bid: Provide and install the complete **video surveillance system**, including cameras, cabling, equipment, and all accessories required for a fully operational system, as indicated.

[Select One: (add)(deduct)]

(\$ _____)

BID LOT 3 (please use typewriter or print legibly in ink)

Base Bid: Provide and install the complete **audio visual system in the Multipurpose Room 118** as indicated.

[Select One: (add)(deduct)]

(\$ _____)

BID LOT 4 (please use typewriter or print legibly in ink)

Base Bid: Provide and install the complete **audio visual system in the Technology Classroom 124** as indicated.

[Select One: **(add)** (deduct)]

(\$ _____)

BID LOT 5 (please use typewriter or print legibly in ink)

Base Bid: Provide and install the complete **audio visual system in Parent Workroom 101B** as indicated.

[Select One: **(add)** (deduct)]

(\$ _____)

BID LOT 6 (please use typewriter or print legibly in ink)

Base Bid: Provide and install the complete **digital signage system in Reception 101** as indicated.

[Select One: **(add)** (deduct)]

(\$ _____)

BID LOT 7 (please use typewriter or print legibly in ink)

Base Bid: Provide and install all **Landscape and Irrigation Systems** as indicated.

[Select One: **(add)** (deduct)]

(\$ _____)

BID LOT 8 (please use typewriter or print legibly in ink)

Base Bid: Provide and install all **Site Furnishings** as indicated.

[Select One: **(add)** (deduct)]

(\$ _____)

BID LOT 9 (please use typewriter or print legibly in ink)

Base Bid: Provide and install all **Shade Structures** as indicated.

[Select One: (add)(deduct)]

(\$ _____)

BID LOT 10 (please use typewriter or print legibly in ink)

Base Bid: NOT USED

BID LOT 11 (please use typewriter or print legibly in ink)

Base Bid: Provide and install **synthetic turf playfield system** with football and soccer striping as indicated.

[Select One: (add)(deduct)]

(\$ _____)

BID LOT 12 (please use typewriter or print legibly in ink)

Base Bid: Provide and install **rubberized surfacing** in the north and south "D" zones of the track and field as indicated.

[Select One: (add)(deduct)]

(\$ _____)

BID LOT 13 (please use typewriter or print legibly in ink)

Base Bid: Provide and install **goal posts** at the playfield as indicated.

[Select One: (add)(deduct)]

(\$ _____)

BID LOT 14 (please use typewriter or print legibly in ink)

Base Bid: Provide and apply **track striping and markings** for the 100-meter straight leg sprint track as indicated.

[Select One: (add)(deduct)]

(\$ _____)

BID LOT 15 (please use typewriter or print legibly in ink)

Base Bid: Provide and apply **track striping and markings** for the 400-meter track lanes as indicated.

[Select One: (add)(deduct)]

(\$ _____)

BID LOT 16 (please use typewriter or print legibly in ink)

Base Bid: Provide all labor, materials, and equipment necessary to construct the utilities, infrastructure, site grading, hardscape, roadwork, and site lighting required to serve the teacher housing units, as indicated.

[Select One: (add)(deduct)]

(\$ _____)

BID LOT 17 (please use typewriter or print legibly in ink)

Base Bid NOT USED

All specific cash allowances are included in the price(s) set forth above.

B. UNIT PRICE NOT USED

6. The Bidder agrees that:

A. The Work to be performed under this Contract shall be commenced not later than ten (10) consecutive days after the date of written Notice to Proceed, and that Substantial Completion shall be achieved not later than 540 days after the date of written Notice to Proceed, except as hereafter extended by valid written Change Order by the Owner.

B. Should the Contractor neglect, refuse, or otherwise fail to complete the Work within the time specified, the Contractor agrees to pay to the Owner in partial consideration for the award of this Contract the amount of One Thousand Five Hundred Dollars (\$ 1,500) per consecutive day, not as a penalty, but as liquidated damages for such breach of the Contract.

C. The above prices shall include all labor, materials, removal, overhead, profit, insurance, taxes (not including gross receipts tax), etc., to cover the finished work of the several kinds called for. Changes shall be processed in accordance with the Contract Documents.

D. It is understood that the Owner reserves the right to reject any or all Bids and to waive any technical irregularities in the bidding.

7. The following documents are attached to and made a condition of this Bid:

- A. Bid Security with Agent's Affidavit;
- B. Subcontractors Listing; and,
- C. Other (list): N/A

8. The terms used in this Bid and the Bidding and Contract Documents which are defined in the Conditions of the Construction Contract (General, Supplementary, and Other Conditions), included as part of the Bidding Documents, have the meanings assigned to them in those Conditions.

9. The Bidder is a(n):

A. INDIVIDUAL;

By: _____
(Individual's Signature)

Doing business as: _____

Business address: _____

Telephone: (____) _____

FAX: (____) _____

B. PARTNERSHIP:

By: _____
(Firm Name)

(General Partner's Signature)

Business address: _____

Telephone: (_____) _____

FAX: (_____) _____

C. CORPORATION:

Corporation Name: HB Construction, Inc.

State of Incorporation: New Mexico

By Jason Harrington Title: President / CEO

(Print Name of Person Authorized to Sign)

* Jason W. Harrington
Signature of Authorized Person

If a New Mexico Corporation: 1522945
NM Certificate of Incorporation Number

If a Foreign Corporation: N/A
NM Certificate of Authority Number

Attest (Secretary): [Signature]

Business address 3010 Monte Vista Boulevard NE, Albuquerque, NM 87106

Telephone: (505) 856-0404

FAX: (N/A) _____



or,

D. JOINT VENTURE:

By _____
(Name)

Address: _____

Telephone: (____) _____

FAX: (____) _____

By _____
(Name)

Address: _____

Telephone: (____) _____

FAX: (____) _____

By _____
(Name)

Address: _____

Telephone: (____) _____

FAX: (____) _____

Each Joint Venturer must sign. The manner of signing for each individual, partnership, and corporation that is a party to the joint venture should be in the manner indicated in the appropriate category.



BIDDER MUST FILL IN THE FOLLOWING (if none, write none)

NM License Number 32220 License Classification: GB-98, GA-01, GF-01, GF-02, GF-03, GF-04, GF-05

Dept. of Workforce Solutions Minimum Wage Act Registration Number
(DWS #) 0190372011616

Resident Contractor's Preference Number: L1331370608

OR

Veteran Contractor's Preference Number: _____

Please attach a copy of your valid preference certificate to the Bid Form.

[Attached on the following page.](#)

STATE OF NEW MEXICO

TAXATION AND REVENUE DEPARTMENT

RESIDENT CONTRACTOR CERTIFICATE

Issued to: **HB CONSTRUCTION, INC.**

DBA: **HB CONSTRUCTION, INC.**
3010 MONTE VISTA BLVD NE
ALBUQUERQUE, NM 87106-2117

Expires: **24-Oct-2026**

Certificate Number:

L1331370608



Stephanie Scharin Clarke
Cabinet Secretary

THIS CERTIFICATE IS NOT TRANSFERABLE

Request for Taxpayer Identification Number and Certification

**Give Form to the
requester. Do not
send to the IRS.**

▶ Go to www.irs.gov/FormW9 for instructions and the latest information.

Print or type. See Specific Instructions on page 3.	<p>1 Name (as shown on your income tax return). Name is required on this line; do not leave this line blank. HB Construction, Inc.</p> <p>2 Business name/disregarded entity name, if different from above</p>	
	<p>3 Check appropriate box for federal tax classification of the person whose name is entered on line 1. Check only one of the following seven boxes.</p> <p><input type="checkbox"/> Individual/sole proprietor or single-member LLC <input type="checkbox"/> C Corporation <input checked="" type="checkbox"/> S Corporation <input type="checkbox"/> Partnership <input type="checkbox"/> Trust/estate</p> <p><input type="checkbox"/> Limited liability company. Enter the tax classification (C=C corporation, S=S corporation, P=Partnership) ▶ _____</p> <p>Note: Check the appropriate box in the line above for the tax classification of the single-member owner. Do not check LLC if the LLC is classified as a single-member LLC that is disregarded from the owner unless the owner of the LLC is another LLC that is not disregarded from the owner for U.S. federal tax purposes. Otherwise, a single-member LLC that is disregarded from the owner should check the appropriate box for the tax classification of its owner.</p> <p><input type="checkbox"/> Other (see instructions) ▶</p>	<p>4 Exemptions (codes apply only to certain entities, not individuals; see instructions on page 3):</p> <p>Exempt payee code (if any) _____</p> <p>Exemption from FATCA reporting code (if any) _____</p> <p><small>(Applies to accounts maintained outside the U.S.)</small></p>
	<p>5 Address (number, street, and apt. or suite no.) See instructions. 3010 Monte Vista Blvd. NE</p> <p>6 City, state, and ZIP code Albuquerque, NM 87106</p>	<p>7 List account number(s) here (optional)</p> <p>Requester's name and address (optional)</p>

Part I Taxpayer Identification Number (TIN)

Enter your TIN in the appropriate box. The TIN provided must match the name given on line 1 to avoid backup withholding. For individuals, this is generally your social security number (SSN). However, for a resident alien, sole proprietor, or disregarded entity, see the instructions for Part I, later. For other entities, it is your employer identification number (EIN). If you do not have a number, see *How to get a TIN*, later.

Note: If the account is in more than one name, see the instructions for line 1. Also see *What Name and Number To Give the Requester* for guidelines on whose number to enter.

Social security number	
[] [] [] - [] [] - [] [] [] []	
or	
Employer identification number	
8 5 - 0 3 9 3 7 1 6	

Part II Certification

Under penalties of perjury, I certify that:

1. The number shown on this form is my correct taxpayer identification number (or I am waiting for a number to be issued to me); and
2. I am not subject to backup withholding because: (a) I am exempt from backup withholding, or (b) I have not been notified by the Internal Revenue Service (IRS) that I am subject to backup withholding as a result of a failure to report all interest or dividends, or (c) the IRS has notified me that I am no longer subject to backup withholding; and
3. I am a U.S. citizen or other U.S. person (defined below); and
4. The FATCA code(s) entered on this form (if any) indicating that I am exempt from FATCA reporting is correct.

Certification instructions. You must cross out item 2 above if you have been notified by the IRS that you are currently subject to backup withholding because you have failed to report all interest and dividends on your tax return. For real estate transactions, item 2 does not apply. For mortgage interest paid, acquisition or abandonment of secured property, cancellation of debt, contributions to an individual retirement arrangement (IRA), and generally, payments other than interest and dividends, you are not required to sign the certification, but you must provide your correct TIN. See the instructions for Part II, later.

Sign Here	Signature of U.S. person ▶	Date ▶ 9/1/2020
------------------	----------------------------	-----------------

General Instructions

Section references are to the Internal Revenue Code unless otherwise noted.

Future developments. For the latest information about developments related to Form W-9 and its instructions, such as legislation enacted after they were published, go to www.irs.gov/FormW9.

Purpose of Form

An individual or entity (Form W-9 requester) who is required to file an information return with the IRS must obtain your correct taxpayer identification number (TIN) which may be your social security number (SSN), individual taxpayer identification number (ITIN), adoption taxpayer identification number (ATIN), or employer identification number (EIN), to report on an information return the amount paid to you, or other amount reportable on an information return. Examples of information returns include, but are not limited to, the following.

- Form 1099-INT (interest earned or paid)

- Form 1099-DIV (dividends, including those from stocks or mutual funds)
 - Form 1099-MISC (various types of income, prizes, awards, or gross proceeds)
 - Form 1099-B (stock or mutual fund sales and certain other transactions by brokers)
 - Form 1099-S (proceeds from real estate transactions)
 - Form 1099-K (merchant card and third party network transactions)
 - Form 1098 (home mortgage interest), 1098-E (student loan interest), 1098-T (tuition)
 - Form 1099-C (canceled debt)
 - Form 1099-A (acquisition or abandonment of secured property)
- Use Form W-9 only if you are a U.S. person (including a resident alien), to provide your correct TIN.

If you do not return Form W-9 to the requester with a TIN, you might be subject to backup withholding. See What is backup withholding, later.

AGENT'S AFFIDAVIT



THIS FORM MUST
BE USED BY SURETY

(To be filled in by Agent)

STATE OF Iowa)
) ss.
COUNTY OF Polk)

Joseph I. Schmit, being first duly sworn, deposes and says that
he /

she is the duly appointed agent for HB Construction, Inc. and
is
licensed in the State of New Mexico.

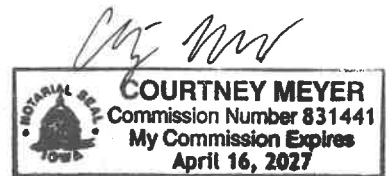
Deponent further states that a certain bond was given to indemnify the State of New
Mexico in connection with the construction of Springer Municipal Schools - Springer K-12 Combined Schoc
Replacement RFP No: 2026-002
dated the 7th day of April, 2026 executed by HB Construction, Inc.
Contractor, as principal, and Federal Insurance Company, as surety, signed by
this Deponent; and Deponent further states that said bond was written, signed, and
delivered by him/her; that the premium on the same has been or will be collected by
him/her; and that the full commission thereon has been or will be retained by him/her.

Subscribed and sworn to before me, a notary public in and for the County of, Polk
, this 7th day of April, 2026.

Notary Public

My Commission Expires: April 16th, 2027

AGENT'S ADDRESS: AssuredPartners Great Plains LLC
4200 University Ave #200
West Des Moines, IA 50266
515-244-0166



Telephone

AIA[®] Document A310[™] – 2010

Bid Bond

CONTRACTOR:
(Name, legal status and address)
 HB Construction, Inc.
 3010 Monte Vista Blvd NE
 Albuquerque, NM 87106

SURETY:
(Name, legal status and principal place of business)
 Federal Insurance Company
 202B Hall's Mill Rd
 Whitehouse Station, NJ 08889

This document has important legal consequences. Consultation with an attorney is encouraged with respect to its completion or modification.

OWNER:
(Name, legal status and address)
 Springer Municipal Schools
 1401 8th Street
 Springer, NM 87747

Any singular reference to Contractor, Surety, Owner or other party shall be considered plural where applicable.

BOND AMOUNT: Five Percent of Amount Bid (5%)

PROJECT:
(Name, location or address, and Project number, if any)

Springer K-12 Combined School Replacement
 RFP No: 2026-002

The Contractor and Surety are bound to the Owner in the amount set forth above, for the payment of which the Contractor and Surety bind themselves, their heirs, executors, administrators, successors and assigns, jointly and severally, as provided herein. The conditions of this Bond are such that if the Owner accepts the bid of the Contractor within the time specified in the bid documents, or within such time period as may be agreed to by the Owner and Contractor, and the Contractor either (1) enters into a contract with the Owner in accordance with the terms of such bid, and gives such bond or bonds as may be specified in the bidding or Contract Documents, with a surety admitted in the jurisdiction of the Project and otherwise acceptable to the Owner, for the faithful performance of such Contract and for the prompt payment of labor and material furnished in the prosecution thereof; or (2) pays to the Owner the difference, not to exceed the amount of this Bond, between the amount specified in said bid and such larger amount for which the Owner may in good faith contract with another party to perform the work covered by said bid, then this obligation shall be null and void, otherwise to remain in full force and effect. The Surety hereby waives any notice of an agreement between the Owner and Contractor to extend the time in which the Owner may accept the bid. Waiver of notice by the Surety shall not apply to any extension exceeding sixty (60) days in the aggregate beyond the time for acceptance of bids specified in the bid documents, and the Owner and Contractor shall obtain the Surety's consent for an extension beyond sixty (60) days.

If this Bond is issued in connection with a subcontractor's bid to a Contractor, the term Contractor in this Bond shall be deemed to be Subcontractor and the term Owner shall be deemed to be Contractor.

When this Bond has been furnished to comply with a statutory or other legal requirement in the location of the Project, any provision in this Bond conflicting with said statutory or legal requirement shall be deemed deleted herefrom and provisions conforming to such statutory or other legal requirement shall be deemed incorporated herein. When so furnished, the intent is that this Bond shall be construed as a statutory bond and not as a common law bond.

Signed and sealed this 7th day of April, 2026

[Signature]

 (Witness)

HB Construction, Inc.

 (Principal) *[Signature]* (Seal)

(Title) Adam Harszewski CEO
 Federal Insurance Company

[Signature]

 (Witness)

(Surety) *[Signature]* (Seal)
 (Title) Joseph I. Schmit, Attorney-in-Fact, Non-Resident #9100519

CAUTION: You should sign an original AIA Contract Document on which this form appears in RED. An original signed in black ink changes will not be observed.

AIA Document A310[™] – 2010. Copyright © 1963, 1970 and 2010 by The American Institute of Architects. All rights reserved. This document is protected by U.S. Copyright Law and international treaties. Unauthorized reproduction or distribution of this AIA[®] Document or any portion of it, may result in severe civil and criminal penalties, and will be prosecuted to the maximum extent possible under the law. Purchasers are permitted to reproduce ten (10) copies of this document when completed. To report copyright violations of AIA Contract Documents, e-mail The American Institute of Architects' legal counsel, copyright@aia.org. 061110

Int.



4200 University Avenue, Suite 200
West Des Moines, IA 50266-5945
515-244-0166
www.assuredpartners.com

April 7th, 2026

Contractor: HB Construction, Inc.

RE: Springer Municipal Schools - Springer K-12 Combined School Replacement
RFP No. 2026-002

Ladies and Gentlemen:

Please be advised that Federal Insurance Company is the surety for HB Construction, Inc. Federal Insurance Company (NAIC #: 2028) is a member of the Chubb Group of Companies, which carries an A.M. Best Rating of A++ XV (Superior) and a Treasury Limit of \$1,821,777,000 and is an admitted surety in the State of New Mexico. Federal Insurance Company has authorized our firm to issue bid and performance bonds on single projects up to \$200,000,000 with an aggregate capacity of \$300,000,000.

This contractor currently has sufficient unutilized surety credit to meet any performance and payment bond obligations, it is our present intention, pending HB Construction, Inc.'s direct instructions to do so, to become surety on the performance bond and labor and material bonds required by any contracts. The performance and payment bond will cover 100% of the contract sum.


The execution of any final bond(s) would be contingent upon normal underwriting procedures. It is understood, of course, that any arrangement for performance and payment bonds is a matter between HB Construction, Inc. and ourselves and we assume no liability to third parties or to you if for any reason we do not execute said bonds.

We continue to be confident in the ability of HB Construction, Inc. to perform and we highly recommend them for your favorable consideration.

Sincerely,

AssuredPartners Great Plains LLC

Joseph I. Schmit, AFSB
Vice President of AssuredPartners Great Plains and as
Attorney-In-Fact for Federal Insurance Company





CERTIFICATE OF LIABILITY INSURANCE

DATE (MM/DD/YYYY)

3/27/2026

THIS CERTIFICATE IS ISSUED AS A MATTER OF INFORMATION ONLY AND CONFERS NO RIGHTS UPON THE CERTIFICATE HOLDER. THIS CERTIFICATE DOES NOT AFFIRMATIVELY OR NEGATIVELY AMEND, EXTEND OR ALTER THE COVERAGE AFFORDED BY THE POLICIES BELOW.

IMPORTANT: If the certificate holder is an ADDITIONAL INSURED, the policy(ies) must have ADDITIONAL INSURED provisions or be endorsed. If SUBROGATION IS WAIVED, subject to the terms and conditions of the policy, certain policies may require an endorsement.

PRODUCER License # 0757776 HUB International Insurance Services (SOW) 6565 Americas Parkway Suite 720 Albuquerque, NM 87110
CONTACT NAME: Carrie Butler
PHONE (A/C, No, Ext): (505) 262-9412 9412 FAX (A/C, No): (866) 487-3972
E-MAIL ADDRESS: Carrie.Butler@hubinternational.com
INSURER(S) AFFORDING COVERAGE: INSURER A: Transportation Insurance Company NAIC #: 20494
INSURER B: The Continental Insurance Company NAIC #: 35289

COVERAGES CERTIFICATE NUMBER: REVISION NUMBER:

THIS IS TO CERTIFY THAT THE POLICIES OF INSURANCE LISTED BELOW HAVE BEEN ISSUED TO THE INSURED NAMED ABOVE FOR THE POLICY PERIOD INDICATED. NOTWITHSTANDING ANY REQUIREMENT, TERM OR CONDITION OF ANY CONTRACT OR OTHER DOCUMENT WITH RESPECT TO WHICH THIS CERTIFICATE MAY BE ISSUED OR MAY PERTAIN, THE INSURANCE AFFORDED BY THE POLICIES DESCRIBED HEREIN IS SUBJECT TO ALL THE TERMS, EXCLUSIONS AND CONDITIONS OF SUCH POLICIES. LIMITS SHOWN MAY HAVE BEEN REDUCED BY PAID CLAIMS.

Table with columns: INSR LTR, TYPE OF INSURANCE, ADDL INSD, SUBR WVD, POLICY NUMBER, POLICY EFF (MM/DD/YYYY), POLICY EXP (MM/DD/YYYY), LIMITS. Rows include Commercial General Liability, Automobile Liability, Umbrella Liab, and Workers Compensation.

DESCRIPTION OF OPERATIONS / LOCATIONS / VEHICLES (ACORD 101, Additional Remarks Schedule, may be attached if more space is required)
Name: Springer K-12 Combined School Replacement
RFP No: 2026-002

CERTIFICATE HOLDER: Springer Municipal Schools, 1401 8th Street, Springer, NM 87747
CANCELLATION: SHOULD ANY OF THE ABOVE DESCRIBED POLICIES BE CANCELLED BEFORE THE EXPIRATION DATE THEREOF, NOTICE WILL BE DELIVERED IN ACCORDANCE WITH THE POLICY PROVISIONS.
AUTHORIZED REPRESENTATIVE: [Signature]

Power of Attorney

Federal Insurance Company | Vigilant Insurance Company | Pacific Indemnity Company
Westchester Fire Insurance Company | ACE American Insurance Company

Know All by These Presents, that FEDERAL INSURANCE COMPANY, an Indiana corporation, VIGILANT INSURANCE COMPANY, a New York corporation, PACIFIC INDEMNITY COMPANY, a Delaware corporation, WESTCHESTER FIRE INSURANCE COMPANY and ACE AMERICAN INSURANCE COMPANY corporations of the Commonwealth of Pennsylvania, do each hereby constitute and appoint Jeffrey R. Baker, Juliana Bartlett, Courtney Meyer, Brandon Horbach, Greg T. LaMair, Joseph I. Schmit and Elizabeth A. von Harz of West Des Moines, Iowa; Laura J. Adams, Lori S. Burroughs, Karen S. Hartson, Daniel M. Molyneaux, Stacy L. Paisley and Stacey P. Rensberger of Davenport, Iowa -----

each as their true and lawful Attorney-in-Fact to execute under such designation in their names and to affix their corporate seals to and deliver for and on their behalf as surety thereon or otherwise, bonds and undertakings and other writings obligatory in the nature thereof (other than bail bonds) given or executed in the course of business, and any instruments amending or altering the same, and consents to the modification or alteration of any instrument referred to in said bonds or obligations.

In Witness Whereof, said FEDERAL INSURANCE COMPANY, VIGILANT INSURANCE COMPANY, PACIFIC INDEMNITY COMPANY, WESTCHESTER FIRE INSURANCE COMPANY and ACE AMERICAN INSURANCE COMPANY have each executed and attested these presents and affixed their corporate seals on this 15th day of July, 2024.

Rupert HD Swindells signature

Rupert HD Swindells, Assistant Secretary

Warren Eichhorn signature

Warren Eichhorn, Vice President



STATE OF NEW JERSEY
County of Hunterdon

SS.

On this 15th day of July, 2024 before me, a Notary Public of New Jersey, personally came Rupert HD Swindells and Warren Eichhorn, to me known to be Assistant Secretary and Vice President, respectively, of FEDERAL INSURANCE COMPANY, VIGILANT INSURANCE COMPANY, PACIFIC INDEMNITY COMPANY, WESTCHESTER FIRE INSURANCE COMPANY and ACE AMERICAN INSURANCE COMPANY, the companies which executed the foregoing Power of Attorney, and the said Rupert HD Swindells and Warren Eichhorn, being by me duly sworn, severally and each for himself did depose and say that they are Assistant Secretary and Vice President, respectively, of FEDERAL INSURANCE COMPANY, VIGILANT INSURANCE COMPANY, PACIFIC INDEMNITY COMPANY, WESTCHESTER FIRE INSURANCE COMPANY and ACE AMERICAN INSURANCE COMPANY and know the corporate seals thereof, that the seals affixed to the foregoing Power of Attorney are such corporate seals and were thereto affixed by authority of said Companies; and that their signatures as such officers were duly affixed and subscribed by like authority.

Notarial Seal



Albert Contursi
NOTARY PUBLIC OF NEW JERSEY
No 50202369
Commission Expires August 22, 2027

Albert Contursi signature
Notary Public

CERTIFICATION

Resolutions adopted by the Boards of Directors of FEDERAL INSURANCE COMPANY, VIGILANT INSURANCE COMPANY, and PACIFIC INDEMNITY COMPANY on August 30, 2016; WESTCHESTER FIRE INSURANCE COMPANY on December 11, 2006; and ACE AMERICAN INSURANCE COMPANY on March 20, 2009:

"RESOLVED, that the following authorizations relate to the execution, for and on behalf of the Company, of bonds, undertakings, recognizances, contracts and other written commitments of the Company entered into in the ordinary course of business (each a "Written Commitment"):

- (1) Each of the Chairman, the President and the Vice Presidents of the Company is hereby authorized to execute any Written Commitment for and on behalf of the Company, under the seal of the Company or otherwise.
(2) Each duly appointed attorney-in-fact of the Company is hereby authorized to execute any Written Commitment for and on behalf of the Company, under the seal of the Company or otherwise, to the extent that such action is authorized by the grant of powers provided for in such person's written appointment as such attorney-in-fact.
(3) Each of the Chairman, the President and the Vice Presidents of the Company is hereby authorized, for and on behalf of the Company, to appoint in writing any person the attorney-in-fact of the Company with full power and authority to execute, for and on behalf of the Company, under the seal of the Company or otherwise, such Written Commitments of the Company as may be specified in such written appointment, which specification may be by general type or class of Written Commitments or by specification of one or more particular Written Commitments.
(4) Each of the Chairman, the President and the Vice Presidents of the Company is hereby authorized, for and on behalf of the Company, to delegate in writing to any other officer of the Company the authority to execute, for and on behalf of the Company, under the Company's seal or otherwise, such Written Commitments of the Company as are specified in such written delegation, which specification may be by general type or class of Written Commitments or by specification of one or more particular Written Commitments.
(5) The signature of any officer or other person executing any Written Commitment or appointment or delegation pursuant to this Resolution, and the seal of the Company, may be affixed by facsimile on such Written Commitment or written appointment or delegation.

FURTHER RESOLVED, that the foregoing Resolution shall not be deemed to be an exclusive statement of the powers and authority of officers, employees and other persons to act for and on behalf of the Company, and such Resolution shall not limit or otherwise affect the exercise of any such power or authority otherwise validly granted or vested."

I, Rupert HD Swindells, Assistant Secretary of FEDERAL INSURANCE COMPANY, VIGILANT INSURANCE COMPANY, PACIFIC INDEMNITY COMPANY, WESTCHESTER FIRE INSURANCE COMPANY and ACE AMERICAN INSURANCE COMPANY (the "Companies") do hereby certify that

- (i) the foregoing Resolutions adopted by the Board of Directors of the Companies are true, correct and in full force and effect,
(ii) the foregoing Power of Attorney is true, correct and in full force and effect.

Given under my hand and seals of said Companies at Whitehouse Station, NJ, this April 7th, 2026



Rupert HD Swindells signature

Rupert HD Swindells, Assistant Secretary

IN THE EVENT YOU WISH TO VERIFY THE AUTHENTICITY OF THIS BOND OR NOTIFY US OF ANY OTHER MATTER, PLEASE CONTACT US AT:
Telephone (908) 903-3493 Fax (908) 903-3656 e-mail: surety@chubb.com

Michelle Lujan Grisham
Governor

Clay Bailey
Director

Marguerite Salazar
Superintendent

State of New Mexico
Regulation and Licensing Department
CONSTRUCTION INDUSTRIES DIVISION

2550 Cerillos Rd.
Santa Fe, New Mexico 87505

This is to certify that: **HB CONSTRUCTION, INC.**
PERMANENT LICENSE #32220

Located at: 3010 MONTE VISTA BLVD. NE, ALBUQUERQUE, NM 87106

Has complied with all the requirements of the law and is hereby licensed as a contractor, to operate under the classification(s) of:


GA01, GB98, GF01, GF02, GF03, GF04, GF05

And to permit or contract projects singly in New Mexico of a dollar amount up to:

UNLIMITED

Given under my signature and the seal of the Construction Industries Division at Santa Fe, New Mexico on

07/22/1991


Signature of Contractor



Clay Bailey
Director

NOTE: This Certificate is now and shall remain the property of the CONSTRUCTION INDUSTRIES DIVISION and shall be surrendered at any time upon demand. This certificate is not transferable

STATE OF NEW MEXICO

TAXATION AND REVENUE DEPARTMENT

RESIDENT CONTRACTOR CERTIFICATE

Issued to: **HB CONSTRUCTION, INC.**

DBA: **HB CONSTRUCTION, INC.**

3010 MONTE VISTA BLVD NE

ALBUQUERQUE, NM 87106-2117

Expires: **24-Oct-2026**

Certificate Number:

L1331370608



Stephanie Scharin Clarke
Cabinet Secretary

THIS CERTIFICATE IS NOT TRANSFERABLE

Certificate of Contractor Registration



This is to certify that

HB Construction, Inc.

HB Construction

3010 MONTE VISTA BLVD NE

ALBUQUERQUE, NM, 87106-2117

has registered with the Department of Workforce Solutions

Registration Date: 8/29/2024

Registration Number: 0190372011616

**This certificate does not show the current status of the company.
To see the current status for this company please go to the Public Works
and Apprenticeship Application (PWAA) at
<https://www.dws.state.nm.us/pwaa>**

DISTRICT INFORMATION	
District Name	SPRINGER MUNICIPAL SCHOOLS
Superintendent	Tracy Alcon
District Representative	Danae Rigoni
District Financial Officer	Danae Rigoni
Bond Advisor Company	Stifel Public Finance
Bond Advisor	Brad Angst
School(s) in Project	Combined School

POTENTIAL PROJECT COST
TOTAL ESTIMATED PROJECT COST FOR DISTRICT

LOCAL MATCH REDUCTION (WAIVER)			
Option 1	Requirement	District Eligibility	
Available Bonding Capacity (\$)		311,670	X
Mill Levy ≥ 10	10.00	8.26	X
Option 2	Requirement	District Eligibility	
MEM Count ≤ 1,500	1,500	117	✓
Mill Levy ≥ 7.00	7.00	8.26	✓

SPRINGER MUNICIPAL SCHOOLS
STATEMENT OF FINANCIAL POSITION SUMMARY
for Combined School Project
(dollars in millions)

Current (FY26)		
Bonded Sources	\$	250,853
Non-Bonded Sources	\$	3,502,690
Uses	\$	-
Remaining / Current Cash Balance:		\$ 3,753,543
District Contribution to Phase 1:		\$ 750,000

Projected (FY27 - FY30)		
Bonded Sources	\$	782,181
Non-Bonded Sources	\$	14,700,000
Uses	\$	-
Available for Phase 2:		\$ 15,482,181

Local Match Reduction Eligibility		
Option 1	Option 2	Option 3
Ineligible	Eligible	N/A as of 2025 Session

District Summary of Financial Position

Springer MSD issued a \$750,000 GO Bond in October 2022. Proceeds from that sale will be used to pay for phase 1 planning and design and phase 2 construction of a new combined school. The District has \$XX available to contribute for phase 1 design and \$XX available for phase 2 construction. The District received a funding waiver for planning and design on the project and will need to request additional support for actual construction costs.

The District's received voter authorization in November 2025 for an additional \$475,000 GO Bond. Proceeds are expected to go toward furnishing and completing the inside of our new school project after construction is complete.

Signatures

Tracy Alcon, Superintendent Date

Danae Rigoni, District Representative Date

Danae Rigoni, District Financial Officer Date

Brad Angst, Bond Advisor (Stifel Public Finance) Date

I. P15-006 Thoreau Teacher Housing (Gallup-McKinley) - Rescind Award**II. Presenter(s):** Daniel Juarez, Senior Projects Coordinator**III. Potential Motion:**

Council approval to rescind the Thoreau Teacher Housing award for Gallup McKinley County Schools (“District”) with a reversion of the state match in the amount of \$203,263.64.

IV. Executive Summary:**Staff Recommendation:**

- To rescind the previously awarded Teacher Housing award.

Key Points:

- State match of the award will be reverted to the Public School Capital Outlay Fund.
- Rescinding the Teacher Housing awards for Thoreau, Tohatchi and Crownpoint will reduce the district’s active projects from 14 to 11.
 - Nine (9) Standards-based awards.
 - One (1) Systems-based award and One (1) Teacher Housing award.
- The district has requested to rescind the Teacher Housing awards based on:
 - Limited interest among residential contractors to work in remote communities.
 - Passage of HB253 in the 2026 Legislative session.
 - Cost of construction.
 - For Thoreau, the district received a bid of \$7,443,000.
 - For Crownpoint, the district received a bid of 7,999,000.

Background

- In July 2021, the PSCOC approved an out of cycle award language change for P15-006 Thoreau ES, P19-004 Tohatchi HS and P21-005 Crownpoint HS that included design phase funding ranging from \$346,000 to \$351,000 for the design of eight (8) teacher housing units or four duplexes.
- All three projects proceeded with design.
 - Both teacher housing projects for Thoreau and Crownpoint proceeded to bidding.
 - The teacher housing project for Tohatchi did not move beyond the initial design stages due to the lack of progress by the design professional.

Exhibit(s):

A – PSFA Recommendation Report: P15-006 Thoreau teacher housing
 B – Gallup-McKinley County Schools Letter, dated April 14th, 2026



PSFA Recommendation Report

Out-of-Cycle

Gallup-McKinley County Schools Thoreau Teacher Housing (P15-006)	Rescind Award
--	----------------------

District Request & Information

Rescind the previously awarded Teacher housing design phase funding for Thoreau ES.

- Superintendent: Jvanna Hanks
- District Representative: Katherine Crisler

PSFA Staff Recommendation

Rescind the previously awarded Teacher housing design phase funding for Thoreau ES.

Award Language

- Approval to rescind the previously awarded Teacher housing design phase funding for Thoreau ES with a reversion of the state match in the amount of \$203,263.64.

Potential Award Funding

Request Summary	State Match 81%	Local Match 19%	Total	Above Allowable
Design Phase Award	\$350,924.00	\$82,315.00	\$433,239.00	\$-
Design Professional Invoices	\$147,660.36	\$34,636.40	\$182,296.76	\$-
Rescinded Award Funding	\$203,263.64	\$47,678.60	\$250,942.24	\$-

Project Information

Project Information

- PSFA Regional Project Manager: Rancie Hood
- Design Professional: N/A
- General Contractor: N/A

Scope of Work

- Eight (8) teacher housing units

Phasing

- Complete: Design
- Current Request: Rescind Award

Award History

Original Award

- July 2021
- Teacher Housing Award: Design phase
- Ranking: N/A
- wNMCI: N/A
- Original Award Language:
 - To amend the 2014-2015 standards-based award to Gallup McKinley County Schools Thoreau Elementary School (P15-006) for additional funding and an award language change to include funding for 8 teacher housing units, beginning with design phase funding up to \$433,239 for the teacher housing units, state share up to \$350,924 and district share up to \$82,315. Upon completion of the design phase, the district may return to the PSCOC for out-of-cycle funding for the construction phase of the project.
- Estimated MACC: \$350 / SF
- Estimated Total Project Cost: \$4,332,393

Maintenance Summary

The Gallup School District does meet all statutory requirements (as of March 5, 2026)

- **Preventive Maintenance Plan is current**
 - Last updated August 3, 2025 (Annual update required; 6.27.3.11 NMAC)
 - Plan rated Outstanding, exceeding statute criteria.
- **Quarterly FIMS Proficiency Reports:** Satisfactory user of 3 out of 3 State provided FIMS maintenance resources.
 - **PM Completion Rate:** 100% performance rating, above the 90% recommendation
- **Facility Maintenance Assessment Report (FMAR):** district average is 87.26%,
 - The district is maintaining their assets and facility conditions to an overall 87% level (district average), currently above the recommended 70% (FMAR 4th cycle)

Staff Recommends:

- Continue their diligence towards improved core maintenance to 80% (Good) ratings.
- Continuing their use of the FIMS tools to drive district maintenance performance
- Respond to subsequent FMARs through the 60-day response process supporting quality facility conditions, addressing all deficiencies.

Historic and Current PSCOC Funded Projects

Current active projects: 14

Historic projects: 107

Fiscal Year Funded	Facility Name	Project Type	PSCOC Funding
Current Projects			
2023-2024	Crownpoint MS	Standards-Based	\$ 2,532,111
2022-2023	Gallup Central HS	Standards-Based	\$ 4,104,511
	David Skeet Teacher Housing	Teacher Housing	\$ 344,400
	David Skeet ES	Standards-Based	\$ 1,427,062
	Thoreau HS	Standards-Based	\$ 3,821,477
	Indian Hills ES	Systems-Based	\$ 5,016,964
2020-2021	Crownpoint Teacher Housing	Teacher Housing	\$ 350,924
	Tohatchi Teacher Housing	Teacher Housing	\$ 346,585
	Thoreau Teacher Housing	Teacher Housing	\$ 350,924
	Gallup HS	Standards-Based	\$ 12,023,894
	Crownpoint HS	Standards-Based	\$ 4,781,291
	Navajo Pine HS	Standards-Based	\$ 5,091,743
2018-2019	Rocky View / Red Rock ES	Standards-Based	\$ 39,464,635
	Tohatchi HS	Standards-Based	\$ 53,215,884
Total Funding			\$ 132,872,405
Historic Total Project Funding (1997-2026)			\$ 375,460,659



Interim Superintendent
Jvanna Hanks II

Assistant Superintendent
Katherine Crisler
Gerald Horacek
Carrie A. Lovato, Ed.D.
Ashley Ryan, Ph.D.

April 14, 2026

To: Joe Guillen, Chairman Public School Capital Outlay Council

Re: P15-006 Thoreau Teacher Housing; P21-005 Crownpoint Teacher Housing; P19-004 Teacher Housing, Request to Rescind Awards

Dear Chair Guillen,


Gallup-McKinley County Schools is grateful to the Public School Capital Outlay Council and the Public School Facilities Authority for your continued investment in our district and your recognition of the importance of teacher housing in rural New Mexico communities.

Following the award of funding, the district completed design and undertook a thorough procurement process to identify a viable path forward for housing construction. We solicited and evaluated cost estimates and formal bids, and even explored alternative building methods, including modular construction.

After careful review, we determined that the costs associated with all available options exceed what could be considered reasonable or fiscally responsible at this time. GMCS surveyed qualified contractors and found that a significant contributing factor to these elevated costs is the limited interest among residential contractors willing to work in these remote communities. This market condition substantially reduced our ability to achieve competitive pricing. Moreover, the District must make significant budgetary decisions following the passing of HB 253 in the 2026 legislative session.

With that in mind, we respectfully request that the awards for the following projects be rescinded at this time so that those funds may be redirected to other essential needs:

- P15-006 – Thoreau Teacher Housing
- P21-005 – Crownpoint Teacher Housing
- P19-004 – Teacher Housing



Interim Superintendent
Jvanna Hanks II

Assistant Superintendent
Katherine Crisler
Gerald Horacek
Carrie A. Lovato, Ed.D.
Ashley Ryan, Ph.D.

We are grateful for the partnership and resources PSCOC and PSFA have extended to Gallup-McKinley County Schools. We look forward to continuing to work together toward mutual goals.

A handwritten signature in blue ink, appearing to read "Katherine Crisler", is positioned above the printed name.

Katherine Crisler
Assistant Superintendent
Gallup McKinley County School District No. 1

I. P19-004 Tohatchi Teacher Housing (Gallup-McKinley) - Rescind Award**II. Presenter(s):** Daniel Juarez, Senior Projects Coordinator**III. Potential Motion:**

Council approval to rescind the Tohatchi Teacher Housing award for Gallup McKinley County Schools (District) (GMCS) with a reversion of the state match in the amount of \$205,620.98.

IV. Executive Summary:**Staff Recommendation:**

- To rescind the previously awarded Teacher Housing award.

Key Points:


- State match of the award will be reverted to the Public School Capital Outlay Fund.
- Rescinding the Teacher Housing awards for Thoreau, Tohatchi and Crownpoint will reduce the district's active projects from 14 to 11.
 - Nine (9) Standards-based awards.
 - One (1) Systems-based award and One (1) Teacher Housing award.
- The district has requested to rescind the Teacher Housing awards based on:
 - Limited interest among residential contractors to work in remote communities.
 - Passage of HB253 in the 2026 Legislative session.
 - Cost of construction.
 - For Thoreau, the district received a bid of \$7,443,000.
 - For Crownpoint, the district received a bid of 7,999,000.

Background

- In July 2021, the PSCOC approved an out of cycle award language change for P15-006 Thoreau ES, P19-004 Tohatchi HS and P21-005 Crownpoint HS that included design phase funding ranging from \$346,000 to \$351,000 for the design of eight (8) teacher housing units or four duplexes.
- All three projects proceeded with design.
 - Both teacher housing projects for Thoreau and Crownpoint proceeded to bidding.
 - The teacher housing project for Tohatchi did not move beyond the initial design stages due to the lack of progress by the design professional.

Exhibit(s):

A – PSFA Recommendation Report: P19-004 Tohatchi teacher housing
 B – Gallup-McKinley County Schools Letter, dated April 14th, 2026



PSFA Recommendation Report

Out-of-Cycle

Gallup-McKinley County Schools Tohatchi Teacher Housing (P19-004)	Rescind Award
---	----------------------

District Request & Information

Rescind the previously awarded Teacher housing design phase funding for Tohatchi HS.

- Superintendent: Jvanna Hanks
- District Representative: Katherine Crisler

PSFA Staff Recommendation

Rescind the previously awarded Teacher housing design phase funding for Tohatchi HS.

Award Language

- Approval to rescind the previously awarded Teacher housing design phase funding for Tohatchi HS with a reversion of the state match in the amount of \$205,620.98.

Potential Award Funding

Request Summary	State Match 80%	Local Match 20%	Total	Above Allowable
Design Phase Award	\$346,585.00	\$86,646.00	\$433,231.00	\$-
Design Professional Invoices	\$140,964.02	\$33,065.61	\$174,029.63	\$-
Rescinded Award Funding	\$205,620.98	\$53,580.39	\$259,201.37	\$-

Project Information

Project Information

- PSFA Regional Project Manager: Rancie Hood
- Design Professional: N/A
- General Contractor: N/A

Scope of Work

- Eight (8) teacher housing units

Phasing

- Complete: Design
- Current Request: Rescind Award

Award History

Original Award

- July 2021
- Teacher Housing Award: Design phase
- Ranking: N/A
- wNMCI: N/A
- Original Award Language:
 - Amend the 2018-2019 standards-based award to Gallup McKinley County Schools Tohatchi High School (P19-004) for additional funding and an award language change to include funding for 8 teacher housing units, beginning with design phase funding up to \$433,232 for the teacher housing units, state share up to \$346,585 and district share up to \$86,646. Upon completion of the design phase, the district may return to the PSCOC for out-of-cycle funding for the construction phase of the project.
- Estimated MACC: \$350 / SF
- Estimated Total Project Cost: \$4,332,316

Maintenance Summary

The Gallup School District does meet all statutory requirements (as of March 5, 2026)

- **Preventive Maintenance Plan is current**
 - Last updated August 3, 2025 (Annual update required; 6.27.3.11 NMAC)
 - Plan rated Outstanding, exceeding statute criteria.
- **Quarterly FIMS Proficiency Reports:** Satisfactory user of 3 out of 3 State provided FIMS maintenance resources.
 - **PM Completion Rate:** 100% performance rating, above the 90% recommendation
- **Facility Maintenance Assessment Report (FMAR):** district average is 87.26%,
 - The district is maintaining their assets and facility conditions to an overall 87% level (district average), currently above the recommended 70% (FMAR 4th cycle)

Staff Recommends:

- Continue their diligence towards improved core maintenance to 80% (Good) ratings.
- Continuing their use of the FIMS tools to drive district maintenance performance
- Respond to subsequent FMARs through the 60-day response process supporting quality facility conditions, addressing all deficiencies.

Historic and Current PSCOC Funded Projects

Current active projects: 14

Historic projects: 107

Fiscal Year Funded	Facility Name	Project Type	PSCOC Funding
Current Projects			
2023-2024	Crownpoint MS	Standards-Based	\$ 2,532,111
2022-2023	Gallup Central HS	Standards-Based	\$ 4,104,511
	David Skeet Teacher Housing	Teacher Housing	\$ 344,400
	David Skeet ES	Standards-Based	\$ 1,427,062
	Thoreau HS	Standards-Based	\$ 3,821,477
	Indian Hills ES	Systems-Based	\$ 5,016,964
2020-2021	Crownpoint Teacher Housing	Teacher Housing	\$ 350,924
	Tohatchi Teacher Housing	Teacher Housing	\$ 346,585
	Thoreau Teacher Housing	Teacher Housing	\$ 350,924
	Gallup HS	Standards-Based	\$ 12,023,894
	Crownpoint HS	Standards-Based	\$ 4,781,291
	Navajo Pine HS	Standards-Based	\$ 5,091,743
2018-2019	Rocky View / Red Rock ES	Standards-Based	\$ 39,464,635
	Tohatchi HS	Standards-Based	\$ 53,215,884
Total Funding			\$ 132,872,405
Historic Total Project Funding (1997-2026)			\$ 375,460,659



April 14, 2026

To: Joe Guillen, Chairman Public School Capital Outlay Council

Re: P15-006 Thoreau Teacher Housing; P21-005 Crownpoint Teacher Housing; P19-004 Teacher Housing, Request to Rescind Awards

Dear Chair Guillen,


Gallup-McKinley County Schools is grateful to the Public School Capital Outlay Council and the Public School Facilities Authority for your continued investment in our district and your recognition of the importance of teacher housing in rural New Mexico communities.

Following the award of funding, the district completed design and undertook a thorough procurement process to identify a viable path forward for housing construction. We solicited and evaluated cost estimates and formal bids, and even explored alternative building methods, including modular construction.

After careful review, we determined that the costs associated with all available options exceed what could be considered reasonable or fiscally responsible at this time. GMCS surveyed qualified contractors and found that a significant contributing factor to these elevated costs is the limited interest among residential contractors willing to work in these remote communities. This market condition substantially reduced our ability to achieve competitive pricing. Moreover, the District must make significant budgetary decisions following the passing of HB 253 in the 2026 legislative session.

With that in mind, we respectfully request that the awards for the following projects be rescinded at this time so that those funds may be redirected to other essential needs:

- P15-006 – Thoreau Teacher Housing
- P21-005 – Crownpoint Teacher Housing
- P19-004 – Teacher Housing



Interim Superintendent
Jvanna Hanks II

Assistant Superintendent
Katherine Crisler
Gerald Horacek
Carrie A. Lovato, Ed.D.
Ashley Ryan, Ph.D.

We are grateful for the partnership and resources PSCOC and PSFA have extended to Gallup-McKinley County Schools. We look forward to continuing to work together toward mutual goals.

Katherine Crisler
Assistant Superintendent
Gallup McKinley County School District No. 1

I. P21-005 Crownpoint Teacher Housing (Gallup-McKinley) - Rescind Award**II. Presenter(s):** Daniel Juarez, Senior Projects Coordinator**III. Potential Motion:**

Council approval to rescind the Thoreau Teacher Housing award for Gallup McKinley County Schools (“District) (GMCS) with a reversion of the state match in the amount of \$204,706.01.

IV. Executive Summary:**Staff Recommendation:**

- To rescind the previously awarded Teacher Housing award.

Key Points:


- State match of the award will be reverted to the Public School Capital Outlay Fund.
- Rescinding the Teacher Housing awards for Thoreau, Tohatchi and Crownpoint will reduce the district’s active projects from 14 to 11.
 - Nine (9) Standards-based awards.
 - One (1) Systems-based award and One (1) Teacher Housing award.
- The district has requested to rescind the Teacher Housing awards based on:
 - Limited interest among residential contractors to work in remote communities.
 - Passage of HB253 in the 2026 Legislative session.
 - Cost of construction.
 - For Thoreau, the district received a bid of \$7,443,000.
 - For Crownpoint, the district received a bid of 7,999,000.

Background

- In July 2021, the PSCOC approved an out of cycle award language change for P15-006 Thoreau ES, P19-004 Tohatchi HS and P21-005 Crownpoint HS that included design phase funding ranging from \$346,000 to \$351,000 for the design of eight (8) teacher housing units or four duplexes.
- All three projects proceeded with design.
 - Both teacher housing projects for Thoreau and Crownpoint proceeded to bidding.
 - The teacher housing project for Tohatchi did not move beyond the initial design stages due to the lack of progress by the design professional.

Exhibit(s):

A – PSFA Recommendation Report: P21-005 Crownpoint teacher housing
 B – Gallup-McKinley County Schools Letter, dated April 14th, 2026



PSFA Recommendation Report

Out-of-Cycle

Gallup-McKinley County Schools Crownpoint Teacher Housing (P21-005)	Rescind Award
--	----------------------

District Request & Information

Rescind the previously awarded Teacher housing design phase funding for Crownpoint HS.

- Superintendent: Jvanna Hanks
- District Representative: Katherine Crisler

PSFA Staff Recommendation

Rescind the previously awarded Teacher housing design phase funding for Crownpoint HS.

Award Language

- Approval to rescind the previously awarded Teacher housing design phase funding for Crownpoint HS with a reversion of the state match in the amount of \$204,706.01.

Potential Award Funding

Request Summary	State Match 81%	Local Match 19%	Total	Above Allowable
Design Phase Award	\$350,924.00	\$82,315.00	\$433,239.00	\$-
Design Professional Invoices	\$146,217.99	\$34,298.04	\$180,516.03	\$-
Rescinded Award Funding	\$204,706.01	\$48,016.96	\$252,722.97	\$-

Project Information

Project Information

- PSFA Regional Project Manager: Rancie Hood
- Design Professional: N/A
- General Contractor: N/A

Scope of Work

- Eight (8) teacher housing units

Phasing

- Complete: Design
- Current Request: Rescind Award

Award History

Original Award

- July 2021
- Teacher Housing Award: Design phase
- Ranking: N/A
- wNMCI: N/A
- Original Award Language:
 - Amend the 2020-2021 standards-based award to Gallup McKinley County Schools for Crownpoint HS (P21-005) for additional funding and an award language change to include design and construction funding for the partial replacement of Crownpoint MS. In-process planning phase work funded by the HS award includes the MS and HS. No additional funding is needed at this time to include the MS in the scope of the HS project. Upon completion of the planning phase work, the district may return to the PSCOC for out-of-cycle funding for design.
 - Additional funding and an award language change to include funding for 8 teacher housing units, beginning with design phase funding up to \$433,239 for the teacher housing units, state share up to \$350,924 and district share up to \$82,315. Upon completion of the design phase, the district may return to the PSCOC for out-of-cycle funding for the construction phase of the project.
- Estimated MACC: \$350 / SF
- Estimated Total Project Cost: \$4,332,393

Maintenance Summary

The Gallup School District does meet all statutory requirements (as of March 5, 2026)

- **Preventive Maintenance Plan is current**
 - Last updated August 3, 2025 (Annual update required; 6.27.3.11 NMAC)
 - Plan rated Outstanding, exceeding statute criteria.
- **Quarterly FIMS Proficiency Reports:** Satisfactory user of 3 out of 3 State provided FIMS maintenance resources.
 - **PM Completion Rate:** 100% performance rating, above the 90% recommendation
- **Facility Maintenance Assessment Report (FMAR):** district average is 87.26%,
 - The district is maintaining their assets and facility conditions to an overall 87% level (district average), currently above the recommended 70% (FMAR 4th cycle)

Staff Recommends:

- Continue their diligence towards improved core maintenance to 80% (Good) ratings.
- Continuing their use of the FIMS tools to drive district maintenance performance
- Respond to subsequent FMARs through the 60-day response process supporting quality facility conditions, addressing all deficiencies.

Historic and Current PSCOC Funded Projects

Current active projects: 14

Historic projects: 107

Fiscal Year Funded	Facility Name	Project Type	PSCOC Funding
Current Projects			
2023-2024	Crownpoint MS	Standards-Based	\$ 2,532,111
2022-2023	Gallup Central HS	Standards-Based	\$ 4,104,511
	David Skeet Teacher Housing	Teacher Housing	\$ 344,400
	David Skeet ES	Standards-Based	\$ 1,427,062
	Thoreau HS	Standards-Based	\$ 3,821,477
	Indian Hills ES	Systems-Based	\$ 5,016,964
2020-2021	Crownpoint Teacher Housing	Teacher Housing	\$ 350,924
	Tohatchi Teacher Housing	Teacher Housing	\$ 346,585
	Thoreau Teacher Housing	Teacher Housing	\$ 350,924
	Gallup HS	Standards-Based	\$ 12,023,894
	Crownpoint HS	Standards-Based	\$ 4,781,291
	Navajo Pine HS	Standards-Based	\$ 5,091,743
2018-2019	Rocky View / Red Rock ES	Standards-Based	\$ 39,464,635
	Tohatchi HS	Standards-Based	\$ 53,215,884
Total Funding			\$ 132,872,405
Historic Total Project Funding (1997-2026)			\$ 375,460,659



April 14, 2026

To: Joe Guillen, Chairman Public School Capital Outlay Council

Re: P15-006 Thoreau Teacher Housing; P21-005 Crownpoint Teacher Housing; P19-004 Teacher Housing, Request to Rescind Awards

Dear Chair Guillen,

Gallup-McKinley County Schools is grateful to the Public School Capital Outlay Council and the Public School Facilities Authority for your continued investment in our district and your recognition of the importance of teacher housing in rural New Mexico communities.

Following the award of funding, the district completed design and undertook a thorough procurement process to identify a viable path forward for housing construction. We solicited and evaluated cost estimates and formal bids, and even explored alternative building methods, including modular construction.

After careful review, we determined that the costs associated with all available options exceed what could be considered reasonable or fiscally responsible at this time. GMCS surveyed qualified contractors and found that a significant contributing factor to these elevated costs is the limited interest among residential contractors willing to work in these remote communities. This market condition substantially reduced our ability to achieve competitive pricing. Moreover, the District must make significant budgetary decisions following the passing of HB 253 in the 2026 legislative session.

With that in mind, we respectfully request that the awards for the following projects be rescinded at this time so that those funds may be redirected to other essential needs:

- P15-006 – Thoreau Teacher Housing
- P21-005 – Crownpoint Teacher Housing
- P19-004 – Teacher Housing



Interim Superintendent
Jvanna Hanks II

Assistant Superintendent
Katherine Crisler
Gerald Horacek
Carrie A. Lovato, Ed.D.
Ashley Ryan, Ph.D.

We are grateful for the partnership and resources PSCOC and PSFA have extended to Gallup-McKinley County Schools. We look forward to continuing to work together toward mutual goals.

Katherine Crisler
Assistant Superintendent
Gallup McKinley County School District No. 1

I. S24-013 Highland HS (Albuquerque) - Rescind Award**II. Presenter(s):** Daniel Juarez, Senior Projects Coordinator**III. Potential Motion:**

Council approval to rescind the 2023-2024 Systems-based award to Albuquerque Public Schools (“District”) for Highland High School (S24-013) with a reversion of the state match in the amount of \$878,596.

IV. Executive Summary:**Staff Recommendation:**

- To rescind the previously awarded Systems-based award for Highland HS.

Key Points:

- State match of the award will be reverted to the Public School Capital Outlay Fund.
- Rescinding the Systems-based award for Highland HS, will reduce the number of active projects that have been award to Albuquerque Public Schools from 15 to 14.
- In December 2023, the PSCOC awarded Design/Construction phase funding for the replacement of roof and HVAC (boiler) systems.
- There has been no progress on this project beyond the executed Memorandum of Understanding.
 - The district originally indicated to staff that this project would not start until the Summer of 2027.

FY2026 Applications

- By rescinding the Systems-based project for Highland HS, the district is prioritizing their application for a Standards-based award for Highland in the F&2026 awards cycle.
- The district has submitted a letter of intent to apply for a Standards-based award in the FY2026 awards cycle for Highland High School.

Exhibit(s):

A – PSFA Recommendation Report: S24-013 Highland High School

B – Albuquerque Public Schools Letter, dated April 23rd, 2026



PSFA Recommendation Report

Out-of-Cycle

Albuquerque Public Schools Highland High School (S24-013)	Rescind Award
---	----------------------

District Request & Information

Rescind the previously awarded Systems-based award for Highland HS.

- Superintendent: Gabriella Blakey
- District Representative: Karen Alarid

PSFA Staff Recommendation

Rescind the previously awarded Systems-based award for Highland HS.

Award Language

- Approval to rescind the 2023-2024 Systems-based award to Albuquerque Public Schools for Highland High School (S24-013) with a reversion of the state match in the amount of \$878,596.

Potential Award Funding

Request Summary	State Match 37%	Local Match 63%	Total	Above Allowable
Rescinded Award Funding	\$878,596	\$1,495,989	\$2,374,585	\$-

Project Information

Project Information

- PSFA Regional Project Manager: Geno Gallegos
- Design Professional: N/A
- General Contractor: N/A
 - Other Bids Received: N/A

Scope of Work

- | | |
|--|---|
| <ul style="list-style-type: none"> • Building systems replacement • Design capacity: N/A • Current enrollment: 980 students | <ul style="list-style-type: none"> • Maximum allowable GSF: 159,871 • Above allowable SF: N/A |
|--|---|

Phasing

- Complete: Planning
- Current Request: Rescind Award

Award History

Original Award

- December 2023
- Systems-based Award: Building systems replacement
- Ranking: 44
- wNMCI: 46.29%
- Original Award Language:
 - Council approval for 11 Systems-based Capital Outlay Awards to Albuquerque Public Schools:
 - Highland High School:
 - Total project cost of \$2,374,585, state share of \$878,596 (37%), and a district match of \$1,495,989 (63%).
 - Design and construction funding to complete replacement of the roofing and HVAC (boiler) systems, including incidental systems directly related to the work in this award, for total of 115,764 NSF: Classroom Addition, Main Building, Math Building only; all other buildings are excluded. The allocation is intended to fully complete the project, phase or specified purpose.
- Estimated MACC:
 - Roof \$50.80 / SF
 - HVAC \$75 / SF
- Estimated Total Project Cost: \$2,374,585

Out-of-Cycle Award

- March 2024
- Technical Correction
- Award Language:
 - Highland High School (S24-013):
 - Design and construction funding to complete replacement of the roofing and HVAC (boiler) systems, including incidental systems directly related to the work in this award, for total of 159,871 NSF: Classroom Addition, Main Building, Math Building Cafeteria/Library Addition, and Media Addition only; all other buildings are excluded.

Maintenance Summary

Albuquerque Public Schools does meet all statutory requirements (as of April 29, 2026).

Preventive Maintenance Plan

- Current - last updated April 1, 2025 (annual update required; 6.27.3.11 NMAC).
- Plan is rated outstanding.

Quarterly Facility Information Maintenance System Proficiency Reports

- The district is a satisfactory user of 1 of the 3 State provided resources.
- PM Completion Rate (goal: 90%): 0.0% performance rating.

Facility Maintenance Assessment Report (FMAR)

- District FMAR average is 76.53%, (70% recommended)
- The district is maintaining its assets and facility conditions to a good level, currently below the state average of 76.6% (FMAR 4th Cycle).

Staff Recommendations

- Continue their diligence towards improved core maintenance to 80% good rating.
- Continue training efforts towards using the state provided FIMS, Maintenance Direct work order module. The district is starting to use the State provided FIMS.
- Respond to subsequent FMARs through the 60-day response process supporting quality facility conditions addressing all deficiencies.

Historic and Current PSCOC Funded Projects

Current active projects: 15

Historic projects: 489

Fiscal Year Funded	Facility Name	Project Type	PSCOC Funding
Current Projects			
2023-2024	Atrisco ES	Systems-Based	\$ 237,934
	Longfellow ES	Systems-Based	\$ 1,803,608
	Monte Vista ES	Systems-Based	\$ 479,150
	Osuna ES	Systems-Based	\$ 187,091
	S.Y. Jackson ES	Systems-Based	\$ 1,449,688
	Eisenhower MS	Systems-Based	\$ 714,822
	Taft MS	Systems-Based	\$ 1,431,380
	Del Norte HS	Systems-Based	\$ 350,060
	Highland HS	Systems-Based	\$ 878,596
	Sandia HS	Systems-Based	\$ 403,393
	Valley HS	Systems-Based	\$ 546,803
	Taft MS	Systems-Based	\$ 376,446
	Harrison MS	Standards-Based	\$ 10,346,620
	Van Buren MS	Standards-Based	\$ 1,195,984
	Duranos ES	Pre-Kindergarten	\$ 17,361,430
Total Funding			\$ 42,037,000
Historic Total Project Funding (1992-2026)			\$ 335,840,570



Karen Alarid

EXECUTIVE DIRECTOR CAPITAL CONSTRUCTION
DIRECTOR FACILITIES DESIGN + CONSTRUCTION

April 23, 2026

Marcos B. Trujillo, Executive Director
Public School Facilities Authority
1312 Basehart Rd. Suite 200
Albuquerque, NM 87106

Request to Rescind the Highland HS (S24-013) Award

Dear Mr. Trujillo,

On behalf of the Albuquerque Public School District, I am writing to formally request to rescind the FY 2024 Systems-Based Award for Highland High School (S24-013) for HVAC & roof replacement at various buildings on the campus. At the time of the award Highland ranked #44 on the Statewide Weighted NMCI Ranked List. It is hoped that upon re-ranking, it will remain within the top 100 and allow the district to be eligible for a new Standards-based award for the school during the current award cycle.

We look forward to presenting the Highland HS project request at the May 7, 2026 PSCOC meeting for consideration and appreciated your continued support of Albuquerque Public Schools.

Sincerely,

Karen Alarid, Executive Director Capital Construction
District Representative

IV. Consent Agenda*

Awards – Section C

- i. FY26 Capital Outlay Pre-Kindergarten Awards* (1) – \$103,600*
- ii. FY26 Capital Outlay Systems-based Awards* (21) – \$9,300,910*
- iii. FY26 Capital Outlay Demolition Awards* (7) – \$4,500,931*
- iv. FY26 Systems-based Additional Conditions**
- v. FY26 Second Round Facilities Master Plan Assistance Awards**
- vi. FY26 Lease Assistance Updates**
- vii. FY27 Capital Outlay Funding Programs – Eligibility & Application Announcement**
- viii. FY27 Lease Assistance Application Announcement**

* Denotes potential action by the PSCOC

I. FY26 Capital Outlay Pre-Kindergarten Awards (1) – \$103,600**II. Presenter(s):** Claude Morelli, Planning and Design Manager**III. Potential Motion:**

Council approval for a Pre-K Capital Outlay award to Reserve Independent Schools for a Pre-K facility at Reserve Combined School.

- Phase 1 (Planning and Assessment): Not required
- Phase 2 (Design): Design for a new Pre-K facility consistent with the Adequacy Planning Guide
- Phase 2: Design phase funding
 - State match of \$103,600 (74%), local match of \$36,400 (26%), totaling \$140,000.
- Phase 3: Out-Year Construction

Each allocation is intended to fully complete the project, phase or specified purpose. Upon completion of this awarded phase of work, including conformance with all contingencies, out-of-cycle funding for future phases of work may be considered at any upcoming regularly scheduled PSCOC meeting.

IV. Executive Summary:**Request:**

- Reserve Independent Schools has applied for a Pre-K award to build a new facility to accommodate the district's Pre-K program.

Staff Recommendation: Staff recommends approval of a Pre-K Capital Outlay award to Reserve Independent Schools for Reserve Combined School. Phase 1 (Planning and Assessment) would not be required. Phase 2 (Design) should include funding for the design of a new Pre-K facility consistent with the Adequacy Planning Guide. Phase 3 (Construction) funding would come once design work is complete. The district requests a local match reduction for Phase 3 (Construction).

Key Points:

- The existing campus includes three buildings constructed between 1990 and 2016.
- The district has a full-day, mixed 3Y and 4Y program, and would like to construct a new Pre-K facility to serve 20 students at an estimated cost of \$1.4 million.
- The district updated its Facilities Master Plan (FMP) in May of 2025 and is in the process of preparing a new FMP that prioritizes the need for a Pre-K facility.
- When the district opened its new school in 2016, it only served eight Pre-K students, and the program of spaces planned for a combined Pre-K and kindergarten classroom.

- The Pre-K enrollment fluctuates from year to year increasing from a high of 15 in the 2018-19 school year to the current number of eight students in the 2025-26 school year.
- Overall, the district's Pre-K-12 enrollment numbers have declined over the past several years, but it anticipates that Pre-K enrollment will increase (13 students projected in FY27).
- The district is the only early childhood education provider in the area, with other options more than an hour away from the district.
- The district houses the Pre-K students in the kindergarten classroom, which has caused the district to shift the other grade levels to various spaces within the school and has created logistical challenges.
 - Reserve Elementary only has six classrooms.
 - Kindergarten is housed in the first-grade classroom which does not meet kindergarten classroom standards.
 - Fifth grade is housed in the Resource Room, making that space unavailable for special education students, which are housed in a half-sized classroom.
 - Sixth grade is housed in the high school.

Eligibility:

- The FY26 Pre-K eligibility is as follows:
 - School districts and schools with Pre-K programs.

Potential Funding:

- Reserve Independent Schools can fully fund the local match (26%) for the Phase 2 (Design) award. The district requests a local match reduction for Phase 3 (Construction).

I. FY26 Capital Outlay Systems-based Awards (21) - \$9,300,910**II. Presenter(s):** Claude Morelli, Planning and Design Manager**III. Potential Motion:**

Council approval of the following Systems-based Capital Outlay Awards, as detailed in Exhibit A, FY26 PSCOC Capital Funding Awards – Systems-based, for a total state funding of \$9,300,910

Albuquerque

- Tomasita Elementary School (ranked #19)
 - HVAC and Electrical – Combined Phase 2/3: Design/Construction
 - Phase 1 Planning and Assessment phase funding not needed.
 - Combined Phase 2/3 funding: State match of \$1,026,508 (37%), local match of \$1,747,836 (63%), Totaling \$2,774,344.
 - Design and construction funding to complete replacement of the HVAC and Electrical systems, including incidental systems directly related to the work in this award, for total of 52,071 GSF: Main School Building (1993) and Multipurpose (1999) only; all other buildings are excluded.

- Hayes Middle School (ranked #146)
 - HVAC – Combined Phase 2/3: Design/Construction
 - Phase 1 Planning and Assessment phase funding not needed.
 - Combined Phase 2/3 funding: State match of \$1,787,353 (37%), local match of \$3,043,331 (63%), Totaling \$4,830,684.
 - Design and construction funding to complete replacement of the HVAC systems, including incidental systems directly related to the work in this award, for total of 90,666 GSF: Main School Building (1963), Classroom Addition (1964), Admin Addition (2007) and Music Hall Addition (1999) only; all other buildings are excluded.

- New Futures High School (ranked #186)
 - Roof, HVAC and Electrical – 2 phase
 - Phase 2: Design phase funding
 - Phase 2 funding: State match of \$149,504 (37%), local match of \$254,560 (63%), Totaling \$404,064.
 - Phase 3: Out year construction
 - Phase 1 (Planning and Assessment) will not be necessary.
 - Design funding to complete replacement of the Roof, HVAC and Electrical systems, including incidental systems directly related to the work in this award, for total of 45,258 GSF: Main Building (1988) only; all other buildings are excluded.

- Apache Elementary School (ranked #249)
 - Roof, HVAC and Electrical – 2 phase
 - Phase 2: Design phase funding
 - Phase 2 funding: State match of \$177,648 (37%), local match of \$302,482 (63%), Totaling \$480,130.
 - Phase 3: Out year construction
 - Phase 1 (Planning and Assessment) will not be necessary.
 - Design funding to complete replacement of the Roof, HVAC and Electrical systems, including incidental systems directly related to the work in this award, for total of 53,778 GSF: Original Construction (1967), Library (1980), Multi-Purpose (1996), Addition (1971), Classroom Addition (1984) and Kinder Addition (2008) only; all other buildings are excluded.

- Chaparral Elementary School (ranked #270)
 - HVAC and Electrical – Combined Phase 2/3: Design/Construction
 - Phase 1 Planning and Assessment phase funding not needed.
 - Combined Phase 2/3 funding: State match of \$2,758,319 (37%), local match of \$4,696,597 (63%), Totaling \$7,454,916.
 - Design and construction funding to complete replacement of the HVAC and Electrical systems, including incidental systems directly related to the work in this award, for total of 90,825 GSF: Main Building (1984), Classroom Building (2015), and Kitchen Addition to Main Building (2015) only; all other buildings are excluded.

Animas

- Animas Middle/High School (ranked #5)
 - Roof and HVAC – 2 phase
 - Phase 2: Design phase funding
 - State match of \$252,885 (89%), local match of \$31,255 (11%), Totaling \$284,140.
 - Phase 3: Out-year Construction
 - Phase 1 Planning and Assessment phase funding not needed.
 - Design funding to complete replacement of the HVAC systems, including incidental systems directly related to the work in this award, for total of 62,438 GSF: Main High School (1977), Gym (1977), Vocational/Agricultural (1980), and Cultural/Commons/Cafeteria (1977); and to complete replacement of the Roof system, including incidental systems directly related to the work in this award, for a total of 46,115 GSF: Main High School (1977), Gym (1977), and Vocational/Agricultural (1980) only; the Cultural/Commons/Cafeteria (1977) is excluded.

- Animas Elementary School (ranked #6)

- Roof, HVAC and Building Systems Analysis Report – Combined Phase 1/2: Planning and Assessment and Design
- Phase 1/2: Design phase funding
 - State match of \$506,797 (89%), local match of \$62,638 (11%), Totaling \$569,435.
- Phase 3: Out-year Construction
- Planning/Assessment and Design funding to complete a Building Systems Analysis Report and replacement of the Roof and HVAC systems, including incidental systems directly related to the work in this award, for total of 14,134 GSF: Elementary School Classrooms (1973) and Elementary Addition (1977); all other buildings are excluded.

Aztec

- Vista Nueva Alternative High School (ranked #218)
 - Roof – 2 phase
 - Phase 2: Design phase funding
 - State match of \$21,135 (37%), local match of \$35,986 (63%), Totaling \$57,121.
 - Phase 3: Out-year Construction
 - Phase 1 Planning and Assessment phase funding not needed.
 - Design funding to complete replacement of the Roof systems, including incidental systems directly related to the work in this award, for total of 15,867 GSF: Main Building (2001) and Cafeteria Addition (2010); all other buildings are excluded.

Deming

- Chaparral Elementary School (ranked #184)
 - Roof – 2 phase
 - Phase 2: Design phase funding
 - State match of \$126,628 (73%), local match of \$46,835(27%), Totaling \$173,462.
 - Phase 3: Out-year Construction
 - Phase 1 Planning and Assessment phase funding not needed.
 - Design funding to complete replacement of the Roof systems, including incidental systems directly related to the work in this award, for total of 48,184 GSF: School Building (1967), Addition (1973) and Addition (2000) only; the Multipurpose Gym (2021) is excluded.

Hobbs

- Stone Elementary School (ranked #137)
 - Fire Alarm – Combined Phase 2/3: Design/Construction
 - Phase 1 Planning and Assessment phase funding not needed.
 - Combined Phase 2/3 funding: State match of \$299,660 (42%), local match of \$413,817 (58%), Totaling \$713,477. With 5% local match reduction.

- Design and construction funding to complete replacement of the Fire Alarm systems, including incidental systems directly related to the work in this award, for total of 49,547 GSF: Original Construction (1982), and Restroom Addition (1997) only; all other buildings are excluded.
- College Lane Elementary School (ranked #275)
 - Fire Alarm – Combined Phase 2/3: Design/Construction
 - Phase 1 Planning and Assessment phase funding not needed
 - Combined Phase 2/3 funding: State match of \$348,861 (42%), local match of \$481,760 (58%), Totaling \$830,621. With 5% local match reduction.
 - Design and construction funding to complete replacement of the Fire Alarm systems, including incidental systems directly related to the work in this award, for total of 57,682 GSF: Original Construction (1983), Addition Classrooms (1985) and Addition Restrooms (1996) only; all other buildings are excluded.

Jemez Mountain

- Lybrook Elementary School (ranked #50)
 - Exterior Walls and Doors, Fire Detection/Alarm, Foundation/Structure, Floor Finishes, Roof, Interior Doors, Water Supply and Structural/Feasibility Study – Combined Phase 1/2: Planning and Assessment and Design
 - Phase 1/2: Design phase funding
 - State match of \$133,847 (53%), local match of \$118,694 (47%), Totaling \$252,541.
 - Phase 3: Out-year Construction
 - Planning/Assessment and Design funding to complete a Structural/Feasibility Study, Foundation/Structural Repairs and replacement of the Exterior Walls and Doors, Fire Detection/Alarm, Floor Finishes, Roof, Interior Doors and Water Supply systems, including incidental systems directly related to the work in this award, for total of 28,821 GSF: Main Building (2006); all other buildings are excluded.

Las Cruces

- Conlee Elementary School (ranked #108)
 - HVAC and Roof – 2 phase
 - Phase 2: Design phase funding
 - State match of \$246,543 (43%), local match of \$326,813 (57%), Totaling \$573,356.
 - Phase 3: Out-year Construction
 - Phase 1 Planning and Assessment phase funding not needed.
 - Design funding to complete replacement of the Roof and HVAC systems, including incidental systems directly related to the work in this award, for total of 64,108 GSF: Original Construction (1954), Addition (1959), Addition (1962), Multipurpose Addition (2003), Addition (2002), Kinder Addition

(2005), Vestibule Addition (1988) and NW Kitchen and South Restroom Addition (2013); all other buildings are excluded.

- Desert Bloom (formerly Cesar Chavez) Elementary School (ranked #133)
 - Roof – 2 phase
 - Phase 2: Design phase funding
 - State match of \$89,500 (43%), local match of \$118,640 (57%), Totaling \$208,140.
 - Phase 3: Out-year Construction
 - Phase 1 Planning and Assessment phase funding not needed.
 - Design funding to complete replacement of the Roof systems, including incidental systems directly related to the work in this award, for total of 68,476 GSF: Core (1999) and Kindergarten Addition (2004); all other buildings are excluded.

Rio Rancho

- Eagle Ridge Middle School (ranked #130)
 - Structural, Electrical and Site Drainage – 2 phase
 - Phase 2: Design phase funding
 - State match of \$159,485 (37%), local match of \$271,555 (63%), Totaling \$431,040.
 - Phase 3: Out-year Construction
 - Phase 1 Planning and Assessment phase funding not needed.
 - Design funding to complete replacement of the Structural, Electrical and Site Drainage systems, including incidental systems directly related to the work in this award, for total of 124,571 GSF: Main Building (1996); all other buildings are excluded.

- Enchanted Hills Elementary School (ranked #215)
 - Electrical and Site Drainage – 2 phase
 - Phase 2: Design phase funding
 - State match of \$108,780 (37%), local match of \$185,220 (63%), Totaling \$294,000.
 - Phase 3: Out-year Construction
 - Phase 1 Planning and Assessment phase funding not needed.
 - Design funding to complete replacement of the Electrical and Site Drainage systems, including incidental systems directly related to the work in this award, for total of 85,555 GSF: Main Building (1990), East wing Classrooms (1996), Kindergarten Wing (1994), Kindergarten Addition (2005) and 2 Story Wing and Gym (2005); all other buildings are excluded.

Ruidoso

- White Mountain Elementary School (ranked #281)
 - Exterior Envelope, Electrical, Plumbing and Fire Alarm (Special Systems) – 2 phase.
 - Phase 2: Design phase funding
 - State match of \$210,941 (37%), local match of \$359,169 (63%), Totaling \$570,110.
 - Phase 3: Out-year Construction
 - Phase 1 Planning and Assessment phase funding not needed.
 - Design funding to complete replacement of the Exterior Envelope, Electrical, Plumbing and Fire Alarm systems, including incidental systems directly related to the work in this award, for total of 85,653 GSF: Classrooms (1992), Gym Building (1976), Admin/Library (1976), Cafeteria/Classrooms (1965) and Westside Classrooms (1997); all other buildings are excluded.

Silver

- G.W. Stout Elementary School (ranked #217)
 - Exterior Envelope, HVAC, Plumbing, Fire Alarm (Special Systems) – 2 phase.
 - Phase 2: Design phase funding
 - State match of \$117,027 (37%), local match of \$199,263 (63%), Totaling \$316,290.
 - Phase 3: Out-year Construction
 - Phase 1 Planning and Assessment phase funding not needed.
 - Design funding to complete partial replacement of the Roofing system, including incidental systems directly related to the work in this award, for total of 38,366 GSF: the Main Building (2004) and New Building (199) only; partial replacement of the Window system, including incidental systems directly related to the work in this award, for total of 40,348 GSF: Main Building (2004) and Multipurpose (1975) only; partial Exterior Door replacement, including incidental systems directly related to the work in this award, for total of 17,768 GSF: Multipurpose (1975) only; and complete Intercom replacement, including incidental systems directly related to the work in this award, for total of 66,092 GSF: Main Building (2004), Multipurpose (1975), New Building (199) and Building Addition (2004); all other buildings are excluded. The allocation is intended to fully complete the awarded project scope, phase, or specified purposes. Upon completion of this awarded phase of work, and subject to satisfaction of all contingencies, out-of-cycle funding for future phases may be considered at any regularly scheduled PSCOC meeting.

West Las Vegas

- Rio Gallinas Charter School (ranked #43)
 - Exterior Envelope, HVAC, Electrical, Fire Alarm (Special Systems), Demolition, Site Drainage and Utilities – 2 phase.
 - Phase 2: Design phase funding
 - State match of \$83,938 (83%), local match of \$17,192 (17%), Totaling \$101,130.
 - Phase 3: Out-year Construction
 - Phase 1 Planning and Assessment phase funding not needed.
 - Design funding to complete replacement of the Exterior Envelope, HVAC, Electrical, Plumbing and Fire Alarm systems, including incidental systems directly related to the work in this award, for total of 9,568 GSF: Main Classroom Building (1998) and Cafeteria/Classroom Building (1998); all other buildings are excluded.

- Union Street Elementary School (ranked #132)
 - Exterior Envelope, HVAC, Electrical and Fire Alarm (Special Systems) – 2 phase.
 - Phase 2: Design phase funding
 - State match of \$133,398 (83%), local match of \$27,323 (17%), Totaling \$160,721.
 - Phase 3: Out-year Construction
 - Phase 1 Planning and Assessment phase funding not needed.
 - Design funding to complete replacement of the Exterior Envelope, Electrical and Fire Alarm systems, including incidental systems directly related to the work in this award, for total of 15,319 GSF: Main Building (1968) and Classroom Addition/Admin (1987); all other buildings are excluded.

- Valley Combined Elementary/Middle School (ranked #276)
 - HVAC, Electrical, Fire Alarm (Special Systems) and Plumbing – 2 phase.
 - Phase 2: Design phase funding
 - State match of \$562,155 (83%), local match of \$115,140 (17%), Totaling \$677,295.
 - Phase 3: Out-year Construction
 - Phase 1 Planning and Assessment phase funding not needed.
 - Design funding to complete replacement of the HVAC, Electrical, Fire Alarm (Special Systems) and Plumbing, including incidental systems directly related to the work in this award, for total of 65,744 GSF: Original Building (1969), Main Building Addition (1986), Gym Addition (2005), New Classroom Addition (2005), Kitchen Addition (2005) and Elementary Hallway Addition (2005); all other buildings are excluded.

The allocations identified herein are intended to fully fund completion of the approved projects, phases, or specified purposes.

For two-phase projects, upon completion of the awarded phase of work and satisfaction of all contingencies, out-of-cycle funding for subsequent phases may be considered at a future regularly scheduled PSCOC meeting.

IV. Executive Summary:

Staff Recommendation:

- Approve the 21 Systems-based awards, total state match funding: \$9,300,910.00.
- PSFA recommends participation in the total gross square footage for potential systems-based projects that require systems replacement/upgrade for the entire school facility, including the square footage exceeding the maximum allowable gross square footage, if needed (excluding non-eligible and non-contributing space). This would provide comprehensive upgrade/improvement to the entirety of the facility, prevent continued degradation, and extend the lifespan of the overall facility, rather than a limited portion and therefore a limited benefit. It would also prevent the district from having to fund more than the local match, which could result in unaffordable projects for the districts.
 - For the past three fiscal years, the PSCOC has funded the total GSF of school facilities applying for Systems-based funding. This has benefited schools by making complete projects possible and more affordable to the districts.

Exhibit(s):

- Exhibit A: FY26 PSCOC Capital Funding Awards – Systems-based

Systems-based Application Summary

Animas Public Schools – Animas Elementary School

Project Justification

- The roofs on the elementary school buildings are failing and leaking, and the seal coats are weathered and peeling. The HVAC systems serving the elementary school buildings do not function properly, are beyond expected life, have failing components, and ventilation is not adequate. The roofs and HVAC systems have category 2, 3 or 4 overrides in the Facility Assessment Database (FAD), indicating that they require major repair/replacement, are degraded with reduced functionality, or they are beyond expected life (see Table 3).
- Animas has requested roof and HVAC replacement projects for the elementary school.

Scope of Work | Estimated Cost

- | | |
|---|--|
| <ul style="list-style-type: none"> • Two-phase award • BSAR study, roof replacement, and HVAC replacement • Estimated cost/SF = \$26 (roof), \$50 (HVAC), \$150K (BSAR for total SF) | <ul style="list-style-type: none"> • Total SF included in project: 14,134 • Maximum Allowable Construction Cost (MACC) = \$1,224,185 • Total Project Cost (TPC) = \$1,469,022 |
|---|--|

Systems-Based Eligibility Criteria

Table 1: Eligibility

Eligibility Criteria	Eligibility Threshold	Current Status	Meets?
Rank	Must be within Top 300	6	Yes
wNMCI	Within council-defined eligibility cutoff (for FY26: Top 300)	87.31%	Yes
FCI	Informational metric only	81.46%	Yes
FMP	Must be current	Current (2024-2029)	Yes
FMAR	Recommended ≥ 70%	74.42%	Yes
PM Plan	Must be current	Yes	Yes
FIMS use	Must use at least 2 of 3 modules	2 of 3	Yes
Local Match	Local funding match required	No	No

District Financial Information

- Local Match: 11%
- The district does not have adequate funds to accommodate the local share of this project.
 - The district requests consideration for a local match reduction to 4%; however, the district is not currently eligible. PSFA will work with the district to meet eligibility requirements.
- Funding Source(s): Mil levy

PSFA Staff Recommendation

PSFA agrees with Animas Public Schools’ Systems-based request for Animas Elementary School.

Recommendation: PSFA **recommends** PSCOC participation for this Systems-based project.

- To include incidental systems directly related to the completion of the roofing and HVAC project.
- To include roof and HVAC replacement at the elementary school for a total of 14,134 GSF:
 - Elementary School Classrooms (1973) and Elementary Addition (1977) only; the Gym (1948), Administration/Library building (1935), and Pre-Kindergarten Building (1999) are excluded.

Exhibit A

Recommended Phasing:

1. Combined Phase 1/2 (Planning and Assessment and Design): Building Systems Analysis Report (BSAR) to include Animas Middle/High School and Design of roof and HVAC replacement.
2. Phase 3 (Out-year Construction): Funds for construction after Phase 2.

Recommended Award Language: Combined Phase 1/2: Planning/Assessment and Design funding to complete a BSAR and replacement of the Roof and HVAC systems, including incidental systems directly related to the work in this award, for total of 14,134 GSF: Elementary School Classrooms (1973) and 1977 Elementary Addition (1977); all other buildings are excluded. The allocation is intended to fully complete the projects, phase or specified purposes. Upon completion of this awarded phase of work, including conformance with all contingencies, out-of-cycle funding for future phases of work may be considered at any upcoming regularly scheduled PSCOC meeting.

Site View and Tabular Summary of Campus Buildings



Exhibit A

Table 3: Campus Building Information

Building	FAD Data (pertaining to application)	Year Built	FCI (%)	SIZE (GSF)
Gym	Category 3: Roof Category 2: Exhaust/Ventilation and HVAC Control	1948	88.41	9,762
Admin/Library	Category 3: Roof Category 2: Heat Gen Systems	1935	82.31	5,286
ES Classrooms	Category 3: Roof Category 2: Complete HVAC	1973	81.99	9,835
Addition	Category 3: Roof Category 4: Heat Gen Systems	1977	75.98	4,299
PreK Building	N/A	1999	52.54	1,800
Source: PSFA Facilities Assessment Database		Existing Permanent GSF		30,982
Note 1: FCI = Facility Condition Index Note 2: GSF = Gross Square Footage Note 3: Category 2 indicates the system is degraded with reduced functionality Category 3 indicates a system that beyond repair and facing imminent failure requiring major repair or replacement Category 4 indicates system has reached / surpassed expected life span Note 4: Highlighted rows indicate building/addition is included in potential project				

Exhibit A

Systems-based Application Summary

Animas Public Schools – Animas Middle/High School

Project Justification

- The roofs on the middle/high school buildings are failing and leaking, and the seal coats are weathered and peeling. The HVAC systems serving the middle/high school buildings do not function properly, are beyond expected life, have failing components, and ventilation is not adequate. The roofs and HVAC systems have category 2 or 3 overrides in the Facility Assessment Database (FAD), indicating that they require major repair/replacement or are degraded with reduced functionality (see Table 3).
- Animas has requested roof and HVAC replacement projects for the middle/high school.

Scope of Work | Estimated Cost

- | | |
|--|--|
| <ul style="list-style-type: none"> • Two-phase award • Roof replacement and HVAC replacement • Estimated cost/SF = \$26 (roof), \$50 (HVAC) | <ul style="list-style-type: none"> • Total SF included in project: 62,438 • Maximum Allowable Construction Cost (MACC) = \$4,320,890 • Total Project Cost (TPC) = \$5,185,068 |
|--|--|

Systems-Based Eligibility Criteria

Table 1: Eligibility

Eligibility Criteria	Eligibility Threshold	Current Status	Meets?
Rank	Must be within Top 300	5	Yes
wNMCI	Within council-defined eligibility cutoff (for FY26: Top 300)	88.74%	Yes
FCI	Informational metric only	84.51%	Yes
FMP	Must be current	Current (2024-2029)	Yes
FMAR	Recommended ≥ 70%	74.42%	Yes
PM Plan	Must be current	Yes	Yes
FIMS use	Must use at least 2 of 3 modules	2 of 3	Yes
Local Match	Local funding match required	No	No

District Financial Information

- Local Match: 11%
- The district does not have adequate funds to accommodate the local share of this project.
 - The district requests consideration for a local match reduction to 4%; however, the district is not currently eligible. PSFA will work with the district to meet eligibility requirements.
- Funding Source(s): Mil levy

PSFA Staff Recommendation

PSFA agrees with Animas Public Schools’ Systems-based request for Animas Middle/High School.

Recommendation: PSFA **recommends** PSCOC participation for this Systems-based project.

- To include incidental systems directly related to the completion of the roofing and HVAC project.
- To include HVAC replacement at the middle/high school for a total of 62,438 GSF: Main High School (1977), Gym (1977), and Vocational/Agricultural (1980), and Cultural/Commons/Cafeteria (1977).
- To include roof replacement at the middle/high School for a total of 46,115 GSF: Main High School (1977), Gym (1977), and Vocational/Agricultural (1980) only; the Cultural/Commons/ Cafeteria (1977) is excluded.

Exhibit A

Recommended Phasing:

1. Phase 1 (Planning and Assessment) funding not needed.
2. Phase 2 (Design): Design of roof and HVAC replacement (pending Building Systems Analysis Report (BSAR) associated with Animas Elementary School).
3. Phase 3 (Out-year Construction): Funds for construction after Phase 2.

Recommended Award Language: Phase 2: Design funding to complete replacement of the Roof and HVAC systems, including incidental systems directly related to the work in this award, for total of 62,438 GSF: Main High School (1977), Gym (1977), Vocational/Agricultural (1980), and Cultural/Commons/Cafeteria (1977); and to complete replacement of the Roof system, including incidental systems directly related to the work in this award, for a total of 46,115 GSF: Main High School (1977), Gym (1977), and Vocational/Agricultural (1980) only; the Cultural/Commons/ Cafeteria (1977) is excluded. The allocation is intended to fully complete the projects, phase or specified purposes. Upon completion of this awarded phase of work, including conformance with all contingencies, out-of-cycle funding for future phases of work may be considered at any upcoming regularly scheduled PSCOC meeting.

Site View and Tabular Summary of Campus Buildings



Exhibit A

Table 3: Campus Building Information

Building	FAD Data (pertaining to application)	Year Built	FCI (%)	SIZE (GSF)
Cultural/Commons/Cafeteria	Category 3: Roof Category 2: Complete HVAC	1977	86.66	16,323
Main HS	Category 3: Roof Category 2: Complete HVAC	1977	83.31	22,565
Gym	Category 3: Roof Category 2: Cool Gen Systems, Air Distribution, and Exhaust/Ventilation	1977	80.08	18,835
Vocational/Agricultural	Category 3: Roof Category 2: Complete HVAC	1980	79.77	4,715
Source: PSFA Facilities Assessment Database		Existing Permanent GSF		62,438
Note 1: FCI = Facility Condition Index Note 2: GSF = Gross Square Footage Note 3: Category 2 indicates the system is degraded with reduced functionality Category 3 indicates a system that beyond repair and facing imminent failure requiring major repair or replacement Note 4: Highlighted rows indicate building/addition is included in potential project				

Exhibit A

Systems-based Application Summary

Aztec Municipal Schools – Vista Nueva Alternative High School

Project Justification

- The existing ethylene propylene diene monomer (EPDM) roof is failing and has numerous leaks. The roof on the Main Building (2001) has a category 3 override in the Facility Assessment Database (FAD), indicating it is damaged/degraded beyond repair.
- Aztec has requested a full roof replacement for Vista Nueva Alternative High School.

Scope of Work | Estimated Cost

- Two-phase award
- Full roof replacement
- Estimated cost/SF = \$30
- Total SF included in project: 15,867
- Maximum Allowable Construction Cost (MACC) = \$476,010
- Total Project Cost (TPC) = \$571,212

Systems-Based Eligibility Criteria

Table 1: Eligibility

Eligibility Criteria	Eligibility Threshold	Current Status	Meets?
Rank	Must be within Top 300	218	Yes
wNMCI	Within council-defined eligibility cutoff (for FY26: Top 300)	30.38%	Yes
FCI	Informational metric only	69.06%	Yes
FMP	Must be current	Current (2024-2029)	Yes
FMAR	Recommended ≥ 70%	84.65%	Yes
PM Plan	Must be current	Yes	Yes
FIMS use	Must use at least 2 of 3 modules	3 of 3	Yes
Local Match	Local funding match required	Yes	Yes

District Financial Information

- Local Match: 63%
- The district does have adequate funds to accommodate the local share of this project.
- Funding Source(s): SB 9

PSFA Staff Recommendation

PSFA agrees with Aztec Municipal School District’ Systems-based request for Vista Nueva Alternative High School.

Recommendation: PSFA **recommends** PSCOC participation for this Systems-based project.

- To include incidental systems directly related to the completion of the roofing project for the total GSF of the school facility.

Recommended Phasing:

1. Phase 1 (Planning and Assessment) funding not needed.
2. Phase 2 (Design): Funds to develop design and construction documents.
3. Phase 3 (Out-year Construction): Funds for construction after Phase 2.

Exhibit A

Recommended Award Language: Phase 2: Design funding to complete replacement of the roof systems, including incidental systems directly related to the work in this award, for total of 15,867 GSF: Main Building (2001) and Cafeteria Addition (2010); all other buildings are excluded. The allocation is intended to fully complete the projects, phase or specified purposes. Upon completion of this awarded phase of work, including conformance with all contingencies, out-of-cycle funding for future phases of work may be considered at any upcoming regularly scheduled PSCOC meeting.

Site View and Tabular Summary of Campus Buildings



Table 3: Campus Building Information

Building	FAD Data (pertaining to application)	Year Built	FCI (%)	SIZE (GSF)
Main Building	Category 3: Roof	2001	72.50	13,807
Cafeteria Addition	N/A	2010	48.57	2,060
Existing Permanent GSF				15,867

Source: PSFA Facilities Assessment Database
 Note 1: FCI = Facility Condition Index
 Note 2: GSF = Gross Square Footage
 Note 3: Category 3 indicates system is beyond repair and facing imminent failure, requiring major repair or replacement
 Note 4: Highlighted rows indicate building/addition is included in potential project

Exhibit A

Systems-based Application Summary

Jemez Mountain Public Schools – Lybrook Elementary/Middle School

Project Justification

- Roof has surpassed its functional lifespan and is failing. The exterior walls and stucco are failing. The exterior and interior doors do not work due to settlement and are a life/health/safety concern. The fire alarm is unreliable and is a life/health/safety concern. The water tank does not sufficient pressure or water storage to feed the fire hydrants for an extended amount of time. The roof, exterior walls, exterior and interior doors, foundation, floor finishes, and fire detection/alarm have category overrides in the Facility Assessment Database (FAD) (see Table 3).
- Jemez Mountain has requested a structural and feasibility study, structural repairs to the exterior envelope, stucco repair and replacement, roof replacement, exterior and interior door replacement, fire alarm replacement, and water tank resolution.

Scope of Work | Estimated Cost

- | | |
|--|---|
| <ul style="list-style-type: none"> • Two-phase award • Structural and feasibility study, structural repairs to the exterior envelope, stucco repair and replacement, roof replacement, exterior and interior door replacement, fire alarm replacement, and water tank resolution | <ul style="list-style-type: none"> • Estimated cost/SF = \$73.02 • Total SF included in project: 28,821 • Maximum Allowable Construction Cost (MACC) = \$2,104,509 • Total Project Cost (TPC) = \$2,525,411 |
|--|---|

Systems-Based Eligibility Criteria

Table 1: Eligibility

Eligibility Criteria	Eligibility Threshold	Current Status	Meets?
Rank	Must be within Top 300	50	Yes
wNMCI	Within council-defined eligibility cutoff (for FY26: Top 300)	48.17%	Yes
FCI	Informational metric only	59.75%	Yes
FMP	Must be current	Current (2022-2027)	Yes
FMAR	Recommended ≥ 70%	62.42%	Yes
PM Plan	Must be current	Yes	Yes
FIMS use	Must use at least 2 of 3 modules	2 of 3	Yes
Local Match	Local funding match required	Yes	Yes

District Financial Information

- Local Match: 47%
- The district does have adequate funds to accommodate the local share of this project.
- Funding Source(s): GO Bond

PSFA Staff Recommendation

PSFA agrees with Jemez Mountain Public Schools’ Systems-based request for Lybrook Elementary/Middle School.

Recommendation: PSFA recommends PSCOC participation for this Systems-based project.

- To include incidental systems directly related to the completion of projects for the total GSF of the school facility.

Exhibit A

Recommended Phasing:

1. Combined Phase 1/2 (Planning and Assessment and Design): Funds for a structural/feasibility study and to develop design and construction documents.
2. Phase 3 (Out-year Construction): Funds for construction after Phase 1/2.

Recommended Award Language: Phase 1/2: Planning/Assessment and Design funding to complete a structural/feasibility study, foundation/structural repairs and replacement of the exterior walls and doors and, fire detection/alarm, foundation, floor finishes, roof, and interior doors and water supply systems, including incidental systems directly related to the work in this award, for total of 28,821 GSF: Main Building (2006); all other buildings are excluded. The allocation is intended to fully complete the projects, phase or specified purposes. Upon completion of this awarded phase of work, including conformance with all contingencies, out-of-cycle funding for future phases of work may be considered at any upcoming regularly scheduled PSCOC meeting.

Site View and Tabular Summary of Campus Buildings

Main Building
2006



Table 3: Campus Building Information

Building	FAD Data (pertaining to application)	Year Built	FCI (%)	SIZE (GSF)
Main Building	Category 1: Exterior Doors and Fire Detection/Alarm Category 2: Foundation and Floor Finishes Category 3: Exterior Walls, Roof, Interior Doors	2006	59.73	28,821
Source: PSFA Facilities Assessment Database			Existing Permanent GSF	28,821
Note 1: FCI = Facility Condition Index Note 2: GSF = Gross Square Footage Note 3: Category 1 indicates system has life/safety/health issue Category 2 indicates the system is degraded with reduced functionality Category 3 indicates a system that beyond repair and facing imminent failure requiring major repair or replacement Note 4: Highlighted rows indicate building/addition is included in the potential project				

Exhibit A

Systems-based Application Summary

Rio Rancho Public Schools – Eagle Ridge Middle School

Project Justification

- Site drainage at the front of the site impacts the parking lot and front exterior. The metal glass curtain wall at the Media Center is deteriorating and the structural integrity may be compromised. The electrical system does not adequately support the school’s electrical loads and secondary service upgrades are required. The main power/emergency and lighting/branch circuits have a category 4 override in the Facility Assessment Database (FAD), indicating that the systems have reached/surpassed their expected life span (see Table 3).
- Rio Rancho has requested drainage remediation, structural upgrade, and electrical upgrade projects for Eagle Ridge Middle School.

Scope of Work | Estimated Cost

- | | |
|---|---|
| <ul style="list-style-type: none"> • Two-phase award • Drainage remediation, structural/exterior window upgrade, and electrical upgrade • Estimated cost/SF = \$114 (structure/exterior windows), \$15 (electrical), \$25 (drainage) | <ul style="list-style-type: none"> • Total SF included in project: 124,571 • Maximum Allowable Construction Cost (MACC) = \$3,592,000 • Total Project Cost (TPC) = \$4,310,400 |
|---|---|

Systems-Based Eligibility Criteria

Table 1: Eligibility

Eligibility Criteria	Eligibility Threshold	Current Status	Meets?
Rank	Must be within Top 300	130	Yes
wNMCI	Within council-defined eligibility cutoff (for FY26: Top 300)	36.81%	Yes
FCI	Informational metric only	64.48%	Yes
FMP	Must be current	Current (2022-2027)	Yes
FMAR	Recommended ≥ 70%	82.56%	Yes
PM Plan	Must be current	Yes	Yes
FIMS use	Must use at least 2 of 3 modules	3 of 3	Yes
Local Match	Local funding match required	Yes	Yes

District Financial Information

- Local Match: 63%
- The district does have adequate funds to accommodate the local share of this project.
- Funding Source(s): GO Bond

PSFA Staff Recommendation

PSFA agrees with Rio Rancho Public Schools’ Systems-based request for Eagle Ridge Middle School.

Recommendation: PSFA **recommends** PSCOC participation for this Systems-based project.

- To include incidental systems directly related to the completion of the drainage, structural/window upgrade, and electrical upgrade projects for the total GSF of the school facility.

Exhibit A

Recommended Phasing:

1. Phase 1 (Planning and Assessment) funding not needed.
2. Phase 2 (Design): Funds to develop design and construction documents.
3. Phase 3 (Construction): Funds for construction after Phase 2.

Recommended Award Language: Phase 2: Design funding to complete replacement of the structural, electrical and site drainage systems, including incidental systems directly related to the work in this award, for total of 124,571 GSF: Main Building (1996); all other buildings are excluded. The allocation is intended to fully complete the projects, phase or specified purposes. Upon completion of this awarded phase of work, including conformance with all contingencies, out-of-cycle funding for future phases of work may be considered at any upcoming regularly scheduled PSCOC meeting.

Site View and Tabular Summary of Campus Buildings



Table 3: Campus Building Information

Building	FAD Data (pertaining to application)	Year Built	FCI (%)	SIZE (GSF)
Main Building	N/A	1996	61.40	124,571
Source: PSFA Facilities Assessment Database		Existing Permanent GSF		124,571
Note 1: FCI = Facility Condition Index				
Note 2: GSF = Gross Square Footage				
Note 3: Highlighted rows indicate building/addition is included in potential project				

Exhibit A

Systems-based Application Summary

Rio Rancho Public Schools – Enchanted Hills Elementary School

Project Justification

- The school sits next to an arroyo, and site drainage is a problem and needs a large-scale remediation. The electrical system does not adequately support the school’s electrical loads and secondary service upgrades are required. The main power/emergency and lighting/branch circuits have a category 4 override in the Facility Assessment Database (FAD), indicating that the systems have reached/surpassed their expected life span (see Table 3).
- Rio Rancho has requested drainage remediation and electrical upgrade projects for Enchanted Hills Elementary School.

Scope of Work | Estimated Cost

- Two-phase award
- Drainage remediation and electrical upgrade
- District’s estimated cost/SF = \$15 (drainage), \$25 (electrical)
- Total SF included in project: 85,555
- Maximum Allowable Construction Cost (MACC) = \$2,450,000
- Total Project Cost (TPC) = \$2,940,000

Systems-Based Eligibility Criteria

Table 1: Eligibility

Eligibility Criteria	Eligibility Threshold	Current Status	Meets?
Rank	Must be within Top 300	215	Yes
wNMCI	Within council-defined eligibility cutoff (for FY26: Top 300)	30.54%	Yes
FCI	Informational metric only	68.05%	Yes
FMP	Must be current	Current (2022-2027)	Yes
FMAR	Recommended ≥ 70%	82.56%	Yes
PM Plan	Must be current	Yes	Yes
FIMS use	Must use at least 2 of 3 modules	3 of 3	Yes
Local Match	Local funding match required	Yes	Yes

District Financial Information

- Local Match: 63%
- The district does have adequate funds to accommodate the local share of this project.
- Funding Source(s): GO Bond

PSFA Staff Recommendation

PSFA agrees with Rio Rancho Public Schools’ Systems-based request for Enchanted Hills Elementary School.

Recommendation: PSFA recommends PSCOC participation for this Systems-based project.

- To include incidental systems directly related to the completion of the drainage and electrical upgrade projects for the total GSF of the school facility.

Recommended Phasing:

1. Phase 1 (Planning and Assessment) funding not needed.
2. Phase 2 (Design): Funds to develop design and construction documents.

Exhibit A

3. Phase 3 (Out-year Construction): Funds for construction after Phase 2.

Recommended Award Language: Phase 2: Design funding to complete replacement of the electrical and site drainage systems, including incidental systems directly related to the work in this award, for total of 85,555 GSF: Main Building (1990), East wing Classrooms (1996), Kindergarten Wing (1994), Kindergarten Addition (2005) and 2 Story Wing and Gym (2005); all other buildings are excluded. The allocation is intended to fully complete the projects, phase or specified purposes. Upon completion of this awarded phase of work, including conformance with all contingencies, out-of-cycle funding for future phases of work may be considered at any upcoming regularly scheduled PSCOC meeting.

Site View and Tabular Summary of Campus Buildings



Table 3: Campus Building Information

Building	FAD Data (pertaining to application)	Year Built	FCI (%)	SIZE (GSF)
East Wing Classrooms	Category 4: Main Power/Emergency, Lighting/Branch Circuits	1995	77.68	15,012
Kindergarten Wing	Category 4: Main Power/Emergency, Lighting/Branch Circuits	1994	64.03	14,746
Kindergarten Addition	N/A	2005	63.58	2,670
2 Story Wing and Gym	N/A	2005	61.42	32,703
Main Building	Category 4: Main Power/Emergency, Lighting/Branch Circuits	1990	61.21	20,424
Source: PSFA Facilities Assessment Database			Existing Permanent GSF	85,555
Note 1: FCI = Facility Condition Index				
Note 2: GSF = Gross Square Footage				
Note 3: Category 4 indicates system has reached/surpassed expected life span				
Note 4: Highlighted rows indicate building/addition is included in potential project				

Exhibit A

Systems-based Application Summary

Ruidoso Municipal Schools – White Mountain Elementary School

Project Justification

- The roof, windows, and doors need upgrades to address leaks and energy efficiency. The electrical system needs upgrades to modernize lighting to LED fixtures and to address aging infrastructure. The plumbing requires upgrades to replace outdated components and ensure reliable service. The fire detection, suppression, and communication systems require upgrades to meet safety and operational requirements. The exterior doors, lighting/branch circuits, plumbing fixtures, drain/waste/ventilation, main power/emergency and fire detection/alarm have category 2, 4 or 5 overrides in the Facility Assessment Database (FAD) (see Table 3).
- Ruidoso has requested exterior envelope upgrades (roof, windows, doors), LED lighting and panel upgrades, replacement of aging plumbing and fixtures, and special systems (fire detection, suppression, communication) upgrades.

Scope of Work | Estimated Cost

- Two-phase award
- Exterior envelope improvements (stucco, roof, windows, doors), electrical and lighting upgrades, plumbing improvements, special systems upgrades (fire detection, suppression, communications)
- Total SF included in project: 88,653
- Estimated cost/SF = \$13.54 (exterior envelope), \$8.46 (electrical), \$24.82 (plumbing), \$6.77 (special systems)
- Maximum Allowable Construction Cost (MACC) = \$4,750,914
- Total Project Cost (TPC) = \$5,701,097

Systems-Based Eligibility Criteria

Table 1: Eligibility

Eligibility Criteria	Eligibility Threshold	Current Status	Meets?
Rank	Must be within Top 300	281	Yes
wNMCI	Within council-defined eligibility cutoff (for FY26: Top 300)	27.19%	Yes
FCI	Informational metric only	57.73%	Yes
FMP	Must be current	Current (2023-2028)	Yes
FMAR	Recommended ≥ 70%	82.73%	Yes
PM Plan	Must be current	Yes	Yes
FIMS use	Must use at least 2 of 3 modules	3 of 3	Yes
Local Match	Local funding match required	Yes	Yes

District Financial Information

- Local Match: 63%
- The district does have adequate funds to accommodate the local share of this project.
- Funding Source(s): GO Bond

PSFA Staff Recommendation

PSFA agrees with Ruidoso Municipal Schools’ Systems-based request for White Mountain Elementary School.

Recommendation: PSFA recommends PSCOC participation for this Systems-based project.

Exhibit A

- To include incidental systems directly related to the completion of the exterior envelope improvements (stucco, roof, windows, doors), electrical and lighting upgrades, plumbing improvements, special systems upgrades (fire detection, suppression, communications) projects for the total GSF of the school facility.

Recommended Phasing:

1. Phase 1 (Planning and Assessment) funding not needed.
2. Phase 2 (Design): Funds to develop design and construction documents.
3. Phase 3 (Construction): Upgrade the stucco, roof, exterior windows, exterior doors, electrical system, and lighting system, replace the plumbing and fixtures, and upgrade the fire detection, suppression, and communication systems.

Recommended Award Language: Phase 2: Design funding to complete replacement of the exterior envelope, electrical, plumbing and fire alarm systems, including incidental systems directly related to the work in this award, for total of 85,653 GSF: Classrooms (1992), Gym Building (1976), Admin/Library (1976), Cafeteria/Classrooms (1965) and Westside Classrooms (1997); all other buildings are excluded. The allocation is intended to fully complete the projects, phase or specified purposes. Upon completion of this awarded phase of work, including conformance with all contingencies, out-of-cycle funding for future phases of work may be considered at any upcoming regularly scheduled PSCOC meeting.

Site View and Tabular Summary of Campus Buildings




Exhibit A

Table 3: Campus Building Information

Building	FAD Data (pertaining to application)	Year Built	FCI (%)	SIZE (GSF)
Gym Building	Category 2: Lighting/Branch Circuits Category 4: Plumbing Fixtures, Drain/Waste/Ventilation, Main Power/Emergency, Fire Detection/Alarm	1976	63.14	17,606
Classrooms	Category 4: Plumbing Fixtures, Drain/Waste/Ventilation, Lighting/Branch Circuits, Main Power/Emergency, Fire Detection/Alarm	1992	58.53	28,963
Admin/Library	Category 4: Plumbing Fixtures, Drain/Waste/Ventilation, Lighting/Branch Circuits, Fire Detection/Alarm	1976	57.93	5,823
Cafeteria/Classrooms	Category 5: Fire Detection/Alarm	1965	56.80	26,328
Westside Classrooms	Category 2: Exterior Doors Category 4: Fire Detection/Alarm	1997	50.47	9,933
Source: PSFA Facilities Assessment Database		Existing Permanent GSF		88,653
Note 1: FCI = Facility Condition Index				
Note 2: GSF = Gross Square Footage				
Note 3: Category 2 indicates system is degraded with reduced functionality				
Category 4 indicates system has reached / surpassed expected life span				
Category 5 indicates system contains code issues that are grandfathered				
Note 4: Highlighted rows indicate building/addition is included in potential project				

Exhibit A

Systems-based Application Summary

Silver Consolidated Schools – G.W. Stout Elementary School

Project Justification

- The roofs on the Main and New Buildings are brittle, failing, patched and leaking. The exterior windows in the Main and Multipurpose Buildings are failing. The exterior doors of the Multipurpose Buildings are worn and beyond useful life. The intercom system does not work and is a safety concern. The exterior windows and doors, water distribution, drain/waste/ventilation system, HVAC system, and HVAC controls have a category 4 override in the Facility Assessment Database (FAD), indicating that they are beyond their expected life span (see Table 3).
- Silver has requested a partial roof, exterior window, and exterior door replacement, and a full intercom replacement for G.W. Stout Elementary School.

Scope of Work | Estimated Cost

- Two-phase award
 - Partial roof, exterior window, and exterior door replacement, full intercom replacement
 - Estimated cost/SF = \$30 (roof), \$3.99 (exterior windows), \$1.74 (exterior doors), \$4.15 (intercom)
- Total SF included in project: 66,092
 - Maximum Allowable Construction Cost (MACC) = \$2,635,746
 - Total Project Cost (TPC) = \$3,162,899

Systems-Based Eligibility Criteria

Table 1: Eligibility

Eligibility Criteria	Eligibility Threshold	Current Status	Meets?
Rank	Must be within Top 300	217	Yes
wNMCI	Within council-defined eligibility cutoff (for FY26: Top 300)	30.39%	Yes
FCI	Informational metric only	62.85%	Yes
FMP	Must be current	Current (2024-2029)	Yes
FMAR	Recommended ≥ 70%	73.57%	Yes
PM Plan	Must be current	No	No
FIMS use	Must use at least 2 of 3 modules	2 of 3	Yes
Local Match	Local funding match required	Yes	Yes

District Financial Information

- Local Match: 63%
- The district does have adequate funds to accommodate the local share of this project.
- Funding Source(s): GO Bond

PSFA Staff Recommendation

PSFA agrees with Silver Consolidated Schools’ Systems-based request for G.W. Stout Elementary School.

Recommendation: PSFA recommends PSCOC participation for this Systems-based project.

- The recommended scope includes incidental systems directly related to completion of the roof replacement for the Main and New Buildings, exterior window replacement for the Main and Multipurpose Buildings, exterior door replacement for the Multipurpose Building, and intercom replacement for the total gross square footage of the school facility.

Exhibit A

Recommended Phasing:

1. Phase 1 (Planning and Assessment) funding not needed.
2. Phase 2 (Design): Funds to develop design and construction documents.
3. Phase 3 (Out-year Construction): Funds for construction after Phase 2.

Recommended Award Language: Phase 2: Design funding to complete partial replacement of the roofing system, including incidental systems directly related to the work in this award, for total of 38,366 GSF: the Main Building (2004) and New Building (199) only; partial replacement of the window system, including incidental systems directly related to the work in this award, for total of 40,348 GSF: Main Building (2004) and Multipurpose (1975) only; partial exterior door replacement, including incidental systems directly related to the work in this award, for total of 17,768 GSF: Multipurpose (1975) only; and complete intercom replacement, including incidental systems directly related to the work in this award, for total of 66,092 GSF: Main Building (2004), Multipurpose (1975), New Building (199) and Building Addition (2004); all other buildings are excluded. The allocation is intended to fully complete the awarded project scope, phase, or specified purposes. Upon completion of this awarded phase of work, and subject to satisfaction of all contingencies, out-of-cycle funding for future phases may be considered at any regularly scheduled PSCOC meeting.

Site View and Tabular Summary of Campus Buildings



Table 3: Campus Building Information

Building	FAD Data (pertaining to application)	Year Built	FCI (%)	SIZE (GSF)
Multipurpose	Category 4: Exterior Windows and Doors, Water Dist., Drain/Waste/Vent, HVAC	1975	81.13	17,768
Main Building	Category 4: HVAC Controls	2004	58.08	22,580
New Building	N/A	1999	53.63	15,786
Building Addition	N/A	2004	44.49	9,958
Source: PSFA Facilities Assessment Database			Existing Permanent GSF	66,092
Note 1: FCI = Facility Condition Index				
Note 2: GSF = Gross Square Footage				
Note 3: Category 4 indicates system has reached/surpassed expected life span				
Note 4: Highlighted rows indicate building/addition is included in potential project				

Exhibit A

Systems-based Application Summary

West Las Vegas Schools – Union Street Elementary School

Project Justification

- The windows aged, failing, and hard to open. The exterior doors and hardware are old and require frequent repairs. The HVAC units are beyond life span and failing. The electrical system needs to be upgraded to serve the HVAC system, and the lights need to be upgraded to LED. The fire alarm system is outdated. The fire detection/alarm system has a category 4 override in the Facility Assessment Database (FAD), indicating that it has reached/surpassed its expected life span.
- West Las Vegas has requested replacement projects for the exterior doors and windows, the HVAC system, and the fire alarm, and an upgrade for the electrical system.

Scope of Work | Estimated Cost

- Two-phase award
- Replace the exterior windows and doors, replace and upgrade the HVAC system, upgrade the electrical system and lighting, and replace the fire alarm
- Estimated cost/SF = \$47 (HVAC), \$5.60 (lighting), \$7.83 (exterior windows and doors), \$15 (electrical), \$12 (fire alarm)
- Total SF included in project: 15,319
- Maximum Allowable Construction Cost (MACC) = \$1,339,341
- Total Project Cost (TPC) = \$1,607,210

Systems-Based Eligibility Criteria

Table 1: Eligibility

Eligibility Criteria	Eligibility Threshold	Current Status	Meets?
Rank	Must be within Top 300	132	Yes
wNMCI	Within council-defined eligibility cutoff (for FY26: Top 300)	36.66%	Yes
FCI	Informational metric only	55.55%	Yes
FMP	Must be current	Current (2022-2027)	Yes
FMAR	Recommended ≥ 70%	81.37%	Yes
PM Plan	Must be current	Current	Yes
FIMS use	Must use at least 2 of 3 modules	3 of 3	Yes
Local Match	Local funding match required	Yes	Yes

District Financial Information

- Local Match: 17%
- The district does have adequate funds to accommodate the local share of this project.
- Funding Source(s): GO Bond

PSFA Staff Recommendation

PSFA agrees with West Las Vegas School District’ Standards-based request for Union Street Elementary School.

Recommendation: PSFA recommends PSCOC participation for this Systems-based project.

- To include incidental systems directly related to the completion of the project for the total GSF of the school facility.

Recommended Phasing:

1. Phase 1 (Planning and Assessment) funding not needed.

Exhibit A

2. Phase 2 (Design): Funds to develop design and construction documents.
3. Phase 3 (Out-year Construction): Funds for construction after Phase 2.

Recommended Award Language: Phase 2: Design funding to complete replacement of the exterior envelope, HVAC, electrical and fire alarm systems, including incidental systems directly related to the work in this award, for total of 15,319 GSF: Main Building (1968) and Classroom Addition/Admin (1987); all other buildings are excluded. The allocation is intended to fully complete the projects, phase or specified purposes. Upon completion of this awarded phase of work, including conformance with all contingencies, out-of-cycle funding for future phases of work may be considered at any upcoming regularly scheduled PSCOC meeting.

Site View and Tabular Summary of Campus Buildings



Table 3: Campus Building Information

Building	FAD Data (pertaining to application)	Year Built	FCI (%)	SIZE (GSF)
Main Building	Category 4: Fire Detection and Alarm	1968	52.78	11,048
Classroom Addition/Admin	Category 4: Fire Detection and Alarm	1987	50.08	4,271
Source: PSFA Facilities Assessment Database			Existing Permanent GSF	15,319
Note 1: FCI = Facility Condition Index				
Note 2: GSF = Gross Square Footage				
Note 3: Category 4 indicates system has reached / surpassed expected life span				
Note 4: Highlighted rows indicate building/addition is included in potential project				

Exhibit A

Systems-based Application Summary

West Las Vegas Schools – Valley Elementary/Middle School

Project Justification

- The elementary school wing does not have cooling. The existing units have surpassed life span and are starting to fail. The electrical system needs to be upgraded to serve the HVAC system. The district is upgrading to LED lighting for efficiency. The sewer line backs up frequently and is failing. The fire alarm is outdated. The heating, air distribution, exhaust ventilation, HVAC control, and fire detection/ alarm systems have category 4 overrides in the Facility Assessment Database (FAD), indicating that they have reached/surpassed their expected life span (see Table 3).
- West Las Vegas has requested replacement projects for the HVAC system, the electrical system and lighting, the sewer line, and the fire alarm system.

Scope of Work | Estimated Cost

- Two-phase award
- Replace the HVAC units, upgrade the electrical system and replace the fluorescent lights with LED, replace the sewer line, and replace the fire alarm system
- Estimated cost/SF = \$47 (HVAC), \$5.60 (LED lights), \$12 (fire system), \$15 (electrical), \$6.25 (plumbing)
- Total SF included in project: 65,744
- Maximum Allowable Construction Cost (MACC) = \$5,644,122
- Total Project Cost (TPC) = \$6,772,947

Systems-Based Eligibility Criteria

Table 1: Eligibility

Eligibility Criteria	Eligibility Threshold	Current Status	Meets?
Rank	Must be within Top 300	276	Yes
wNMCI	Within council-defined eligibility cutoff (for FY26: Top 300)	27.38%	Yes
FCI	Informational metric only	67.90%	Yes
FMP	Must be current	Current (2022-2027)	Yes
FMAR	Recommended ≥ 70%	81.37%	Yes
PM Plan	Must be current	Current	Yes
FIMS use	Must use at least 2 of 3 modules	3 of 3	Yes
Local Match	Local funding match required	Yes	Yes

District Financial Information

- Local Match: 17%
- The district does have adequate funds to accommodate the local share of this project.
- Funding Source(s): GO Bond

PSFA Staff Recommendation

PSFA agrees with West Las Vegas School District’ Systems-based request for Valley Elementary/Middle School.

Recommendation: PSFA recommends PSCOC participation in this systems-based project.

- The award includes incidental systems directly related to completion of the project.
- The recommended scope applies to the total gross square footage of the school facility.

Exhibit A

Recommended Phasing:

1. Phase 1 (Planning and Assessment) funding not needed.
2. Phase 2 (Design): Funds to develop design and construction documents.
3. Phase 3 (Out-year Construction): Funds for construction after Phase 2.

Recommended Award Language: Phae 2: Design funding to complete replacement of the HVAC, electrical, fire alarm (Special Systems) and plumbing, including incidental systems directly related to the work in this award, for total of 65,744 GSF: Original Building (1969), Main Building Addition (1986), Gym Addition (2005), New Classroom Addition (2005), Kitchen Addition (2005) and Elementary Hallway Addition (2005); all other buildings are excluded. The allocation is intended to fully complete the projects, phase or specified purposes. Upon completion of this awarded phase of work, including conformance with all contingencies, out-of-cycle funding for future phases of work may be considered at any upcoming regularly scheduled PSCOC meeting.

Site View and Tabular Summary of Campus Buildings



Table 3: Campus Building Information

Building	FAD Data (pertaining to application)	Year Built	FCI (%)	SIZE (GSF)
Main Building Addition	Category 4: Heating System, Air Distribution, Exhaust, HVAC Control, Fire Detection/Alarm	1986	79.46	7,313
Original Building	Category 4: Heating System, Air Distribution, Exhaust, HVAC Control, Fire Detection/Alarm	1969	66.28	27,209
Gym Addition	Category 4: HVAC Control, Fire Detection/Alarm	2005	63.61	17,251
New Classroom Addition	Category 4: HVAC Control, Fire Detection/Alarm	2005	63.61	11,058
Kitchen Addition	Category 4: HVAC Control, Fire Detection/Alarm	2005	63.45	2,385
Elementary Hallway Addition	Category 4: HVAC Control, Fire Detection/Alarm	2005	52.96	528
Source: PSFA Facilities Assessment Database			Existing Permanent GSF	65,744

Note 1: FCI = Facility Condition Index
 Note 2: GSF = Gross Square Footage
 Note 3: Category 4 indicates system has reached / surpassed expected life span
 Note 4: Highlighted rows indicate building/addition is included in potential project

Exhibit A

Systems-based Application Summary

Albuquerque Public Schools - Apache Elementary School

Project Justification

- The existing evaporative cooling system is not adequate. The roofs, electrical system, and HVAC system have category 3 or 4 overrides in the Facility Assessment Database (FAD), indicating the systems are damaged/degraded beyond repair or they are beyond their expected life (see Table 3).
- Albuquerque has requested a full HVAC replacement for Apache Elementary School to convert the existing evaporative cooling system to refrigerated air. The project request includes a full roof replacement and electrical improvements to serve the new HVAC system.

Scope of Work | Estimated Cost

- Two-phase award
- Full replacement of the HVAC system, roof, and electrical system upgrade
- Estimated costs/SF = \$30 (roof), \$36 (HVAC), \$8.40 (electrical)
- Total SF included in project: 53,778
- Maximum Allowable Construction Cost (MACC) = \$4,001,084
- Total Project Cost (TPC) = \$4,801,301

Systems-Based Eligibility Criteria

Table 1: Eligibility

Eligibility Criteria	Eligibility Threshold	Current Status	Meets?
Rank	Must be within Top 300	249	Yes
wNMCI	Within council-defined eligibility cutoff (for FY26: Top 300)	28.74%	Yes
FCI	Informational metric only	65.66%	Yes
FMP	Must be current	Current (2022-2027)	Yes
FMAR	Recommended ≥ 70%	76.53%	Yes
PM Plan	Must be current	Current	Yes
FIMS use	Must use at least 2 of 3 modules	1 of 3	No
Local Match	Local funding match required	Yes	Yes

District Financial Information

- Local Match: 63%
- The district does have adequate funds to accommodate the local share of this project.
- Funding Source(s): GO Bonds

PSFA Staff Recommendation

PSFA agrees with Albuquerque Public Schools’ Systems-based request for Apache Elementary School.

Recommendation: PSFA **recommends** PSCOC participation for this Systems-based project.

- To include incidental systems directly related to the completion of the HVAC replacement, roof replacement, and electrical upgrade project for the total GSF of the school facility.

Recommended Phasing:

1. Phase 1 (Planning and Assessment) funding not needed.
2. Phase 2 (Design): Funds to develop design and construction documents.

Exhibit A

- Phase 3 (Out-year Construction): Funds for construction after Phase 2. Convert existing evaporative cooling system to a refrigerated air system, replace the roof, and upgrade the electrical system to serve the new HVAC system.

Recommended Award Language: Phase 2: Design funding to complete replacement of the roof, HVAC and electrical systems, including incidental systems directly related to the work in this award, for total of 53,778 GSF: Original Construction (1967), Library (1980), Multi-Purpose (1996), Addition (1971), Classroom Addition (1984), and Kinder Addition (2008) only; all other buildings are excluded. The allocation is intended to fully complete the projects, phase or specified purposes. Upon completion of this awarded phase of work, including conformance with all contingencies, out-of-cycle funding for future phases of work may be considered at any upcoming regularly scheduled PSCOC meeting.

Site View and Tabular Summary of Campus Buildings



Table 3: Campus Building Information

Building	FAD Data (pertaining to application)	Year Built	FCI (%)	SIZE (GSF)
Classroom Addition	Category 4: Roof, HVAC System, Main Power/Emergency, Lighting/Branch Circuits	1984	80.00	3,592
Library	Category 4: Roof, Heating, Exhaust Ventilation System, Air Distribution System, Main Power/Emergency	1980	73.22	3,578
Addition	Category 4: Heating, Exhaust Ventilation System	1971	70.76	7,076
Original Construction	Category 3: Roof, Category 4: Heating, Exhaust Ventilation System	1967	69.26	24,763
Multi-Purpose	Category 4: Heating, Exhaust Ventilation System	1996	59.42	4,049
Kinder Addition	N/A	2008	46.54	10,720
Source: PSFA Facilities Assessment Database			Existing Permanent GSF	53,778
Note 1: FCI = Facility Condition Index				
Note 2: GSF = Gross Square Footage				
Note 3: Category 3 indicates system damaged/degraded beyond repair				
Category 4 indicates system has reached/surpassed expected life				
Note 4: Highlighted rows indicate building/addition is included in potential project				

Exhibit A

Systems-based Application Summary

Albuquerque Public Schools - Chaparral Elementary School

Project Justification

- The existing evaporative cooling system is not adequate. The HVAC and electrical systems have a category 4 override in the Facility Assessment Database (FAD), indicating they are beyond their expected life (see Table 3).
- Albuquerque has requested a full HVAC replacement for Chaparral Elementary School to convert the existing evaporative cooling system to refrigerated air. The project request includes electrical improvements to serve the new HVAC system.

Scope of Work | Estimated Cost

- Single-phase award
- Full replacement of the HVAC system and electrical system upgrade
- Estimated cost/SF = \$60 (HVAC), \$8.40 (electrical)
- Total SF included in project: 90,825
- Maximum Allowable Construction Cost (MACC) = \$6,212,430
- Total Project Cost (TPC) = \$7,454,916

Systems-Based Eligibility Criteria

Table 1: Eligibility

Eligibility Criteria	Eligibility Threshold	Current Status	Meets?
Rank	Must be within Top 300	270	Yes
wNMCI	Within council-defined eligibility cutoff (for FY26: Top 300)	27.56%	Yes
FCI	Informational metric only	67.01%	Yes
FMP	Must be current	Current (2022-2027)	Yes
FMAR	Recommended \geq 70%	76.53%	Yes
PM Plan	Must be current	Current	Yes
FIMS use	Must use at least 2 of 3 modules	1 of 3	No
Local Match	Local funding match required	Yes	Yes

District Financial Information

- Local Match: 63%
- The district does have adequate funds to accommodate the local share of this project.
- Funding Source(s): GO Bonds

PSFA Staff Recommendation

PSFA agrees with Albuquerque Public Schools' Systems-based request for Chaparral Elementary School.

Recommendation: PSFA **recommends** PSCOC participation for this Systems-based project.

- To include incidental systems directly related to the completion of the HVAC replacement and electrical upgrade project for the total GSF of the school facility.

Recommended Phasing:

1. Phase 1 (Planning and Assessment) funding not needed.
2. Combined Phase 2/3 (Design/Construction): Convert existing evaporative cooling system to a refrigerated air system and upgrade the electrical system to serve the new HVAC system.

Exhibit A

Recommended Award Language: Phase 2/3: Design and Construction funding to complete replacement of the HVAC and electrical systems, including incidental systems directly related to the work in this award, for total of 90,825 GSF: Main School Building (1984), Classroom Building (2015), and Kitchen Addition to Main Building (2015) only; all other buildings are excluded. The allocation is intended to fully complete the projects, phase or specified purposes.

Site View and Tabular Summary of Campus Buildings

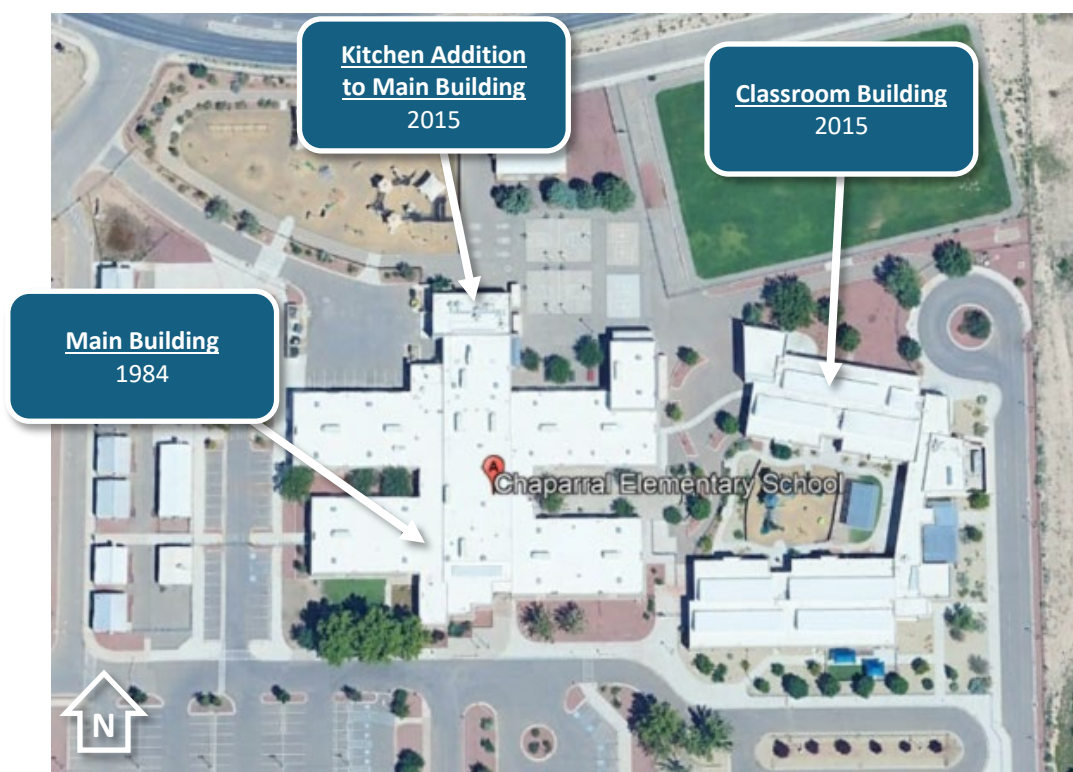


Table 3: Campus Building Information

Building	FAD Data (pertaining to application)	Year Built	FCI (%)	SIZE (GSF)
Main Building	Category 4: HVAC system, Main Power/ Emergency, Lighting/Branch Circuits	1984	77.22	54,821
Classroom Building	N/A	2015	34.62	34,254
Kitchen Addition to Main Building	N/A	2015	33.67	1,750
Source: PSFA Facilities Assessment Database		Existing Permanent GSF		90,825
Note 1: FCI = Facility Condition Index				
Note 2: GSF = Gross Square Footage				
Note 3: Category 4 indicates system has reached/surpassed expected life				
Note 4: Highlighted rows indicate building/addition is included in potential project				

Exhibit A

Systems-based Application Summary

Albuquerque Public Schools - Hayes Middle School

Project Justification

- The existing evaporative cooling system is not adequate. The HVAC and HVAC control systems have category 4 overrides in the Facility Assessment Database (FAD), indicating they have reached/surpassed their expected life (see Table 3).
- Albuquerque has requested a full HVAC replacement for Hayes Middle School to convert the existing evaporative cooling system to refrigerated air. The project request includes electrical improvements to serve the new HVAC system.

Scope of Work | Estimated Cost

- | | |
|---|--|
| <ul style="list-style-type: none"> • Single-phase award • Full replacement of the HVAC system and electrical system upgrade • Estimated cost/SF = \$36 (HVAC), \$8.40 (electrical) | <ul style="list-style-type: none"> • Total SF included in project: 90,666 • Maximum Allowable Construction Cost (MACC) = \$4,025,570 • Total Project Cost (TPC) = \$4,830,684 |
|---|--|

Systems-Based Eligibility Criteria

Table 1: Eligibility

Eligibility Criteria	Eligibility Threshold	Current Status	Meets?
Rank	Must be within Top 300	146	Yes
wNMCI	Within council-defined eligibility cutoff (for FY26: Top 300)	35.46%	Yes
FCI	Informational metric only	72.77%	Yes
FMP	Must be current	Current (2022-2027)	Yes
FMAR	Recommended ≥ 70%	76.53%	Yes
PM Plan	Must be current	Current	Yes
FIMS use	Must use at least 2 of 3 modules	1 of 3	No
Local Match	Local funding match required	Yes	Yes

District Financial Information

- Local Match: 63%
- The district does have adequate funds to accommodate the local share of this project.
- Funding Source(s): GO Bonds

PSFA Staff Recommendation

PSFA agrees with Albuquerque Public Schools' Systems-based request for Hayes Middle School.

Recommendation: PSFA **recommends** PSCOC participation for this Systems-based project.

- To include incidental systems directly related to the completion of the HVAC replacement and electrical upgrade project for the total GSF of the school facility.

Recommended Phasing:

1. Phase 1 (Planning and Assessment) funding not needed.
2. Combined Phase 2/3 (Design/Construction): Convert existing evaporative cooling system to a refrigerated air system and upgrade the electrical system to serve the new HVAC system.

Exhibit A

Recommended Award Language: Phase 2/3: Design and Construction funding to complete replacement of the HVAC systems, including incidental systems directly related to the work in this award, for total of 90,666 GSF: Main School Building (1963), Classroom Addition (1964), Admin Addition (2007) and Music Hall Addition (1999) only; all other buildings are excluded. The allocation is intended to fully complete the projects, phase or specified purposes.

Site View and Tabular Summary of Campus Buildings

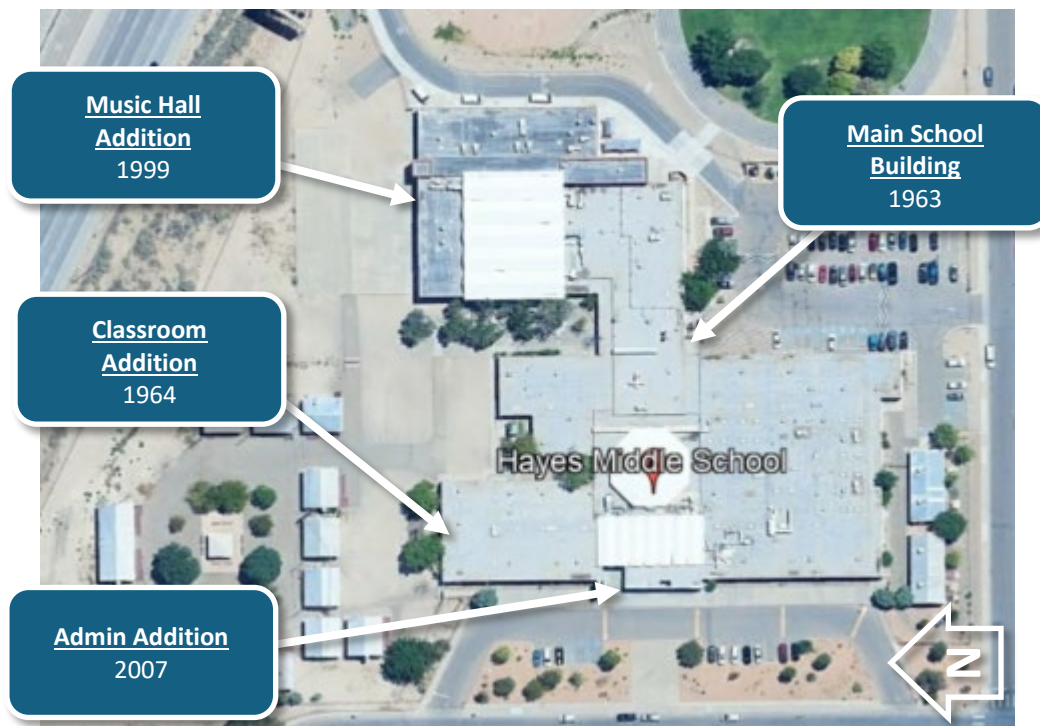


Table 3: Campus Building Information

Building	FAD Data (pertaining to application)	Year Built	FCI (%)	SIZE (GSF)
Classroom Addition	Category 4: HVAC System and Control	1964	78.07	4,722
Main School Building	Category 4: HVAC Control	1963	74.92	67,224
Music Hall Addition	Category 4: HVAC Control	1999	63.44	17,234
Admin Addition	N/A	2007	57.65	1,486
Source: PSFA Facilities Assessment Database			Existing Permanent GSF	90,666
Note 1: FCI = Facility Condition Index				
Note 2: GSF = Gross Square Footage				
Note 3: Category 4 indicates system has reached/surpassed expected life				
Note 4: Highlighted rows indicate building/addition is included in potential project				

Exhibit A

Systems-based Application Summary

Albuquerque Public Schools - New Futures High School

Project Justification

- The existing evaporative cooling system is not adequate. The roof, heating, cooling, air distribution, exhaust ventilation and main power/emergency systems have category 3 or 4 overrides in the Facility Assessment Database (FAD), indicating the systems are damaged/degraded beyond repair or beyond expected life (see Table 3).
- Albuquerque has requested a full HVAC replacement for New Futures High School to convert the existing evaporative cooling system to refrigerated air. The project request includes roof replacements and electrical improvements to serve the new HVAC system.

Scope of Work | Estimated Cost

- Two-phase award
- Full replacement of the HVAC system, roof, and electrical system upgrade
- Estimated cost/SF = \$30 (roof), \$36 (HVAC), \$8.40 (electrical)
- Total SF included in project: 45,258
- Maximum Allowable Construction Cost (MACC) = \$3,367,197
- Total Project Cost (TPC) = \$4,040,636

Systems-Based Eligibility Criteria

Table 1: Eligibility

Eligibility Criteria	Eligibility Threshold	Current Status	Meets?
Rank	Must be within Top 300	186	Yes
wNMCI	Within council-defined eligibility cutoff (for FY26: Top 300)	32.59%	Yes
FCI	Informational metric only	65.11%	Yes
FMP	Must be current	Current (2022-2027)	Yes
FMAR	Recommended ≥ 70%	76.53%	Yes
PM Plan	Must be current	Current	Yes
FIMS use	Must use at least 2 of 3 modules	1 of 3	No
Local Match	Local funding match required	Yes	Yes

District Financial Information

- Local Match: 63%
- The district does have adequate funds to accommodate the local share of this project.
- Funding Source(s): HB 33 and GO Bonds

PSFA Staff Recommendation

PSFA agrees with Albuquerque Public Schools' Systems-based request for New Futures High School.

Recommendation: PSFA **recommends** PSCOC participation for this Systems-based project.

- To include incidental systems directly related to the completion of the HVAC replacement, roof replacement, and electrical upgrade project for the total GSF of the school facility.

Recommended Phasing:

1. Phase 1 (Planning and Assessment) funding not needed.
2. Phase 2 (Design): Funds to develop design and construction documents.

Exhibit A

- Phase 3 (Out-year Construction): Funds for construction after Phase 2. Convert existing evaporative cooling system to a refrigerated air system, replace the roof, and upgrade the electrical system to serve the new HVAC system.

Recommended Award Language: Phase 2: Design funding to complete replacement of the roof, HVAC and electrical systems, including incidental systems directly related to the work in this award, for total of 45,258 GSF: Main Building (1988) only; all other buildings are excluded. The allocation is intended to fully complete the projects, phase or specified purposes. Upon completion of this awarded phase of work, including conformance with all contingencies, out-of-cycle funding for future phases of work may be considered at any upcoming regularly scheduled PSCOC meeting.

Site View and Tabular Summary of Campus Buildings



Table 3: Campus Building Information

Building	FAD Data (pertaining to application)	Year Built	FCI (%)	SIZE (GSF)
Main Building	Category 3: Roof Category 4: Heating, Cooling, Air Distribution System, Exhaust Ventilation System, Main Power/Emergency	1988	65.03	45,258
Source: PSFA Facilities Assessment Database Note 1: FCI = Facility Condition Index Note 2: GSF = Gross Square Footage Note 3: Category 3 indicates system damaged/degraded beyond repair Category 4 indicates system has reached/surpassed expected life Note 4: Highlighted rows indicate building/addition is included in potential project		Existing Permanent GSF		45,258

Exhibit A

Systems-based Application Summary

Albuquerque Public Schools - Tomasita Elementary School

Project Justification

- The existing evaporative cooling system is not adequate. The cooling system, heating system, air distribution system, exhaust ventilation system, HVAC control, main power/emergency and the lighting branch circuits have category 2 and 4 overrides in the Facility Assessment Database (FAD), indicating the systems are degraded with reduced functionality or are beyond their expected life (see Table 3).
- Albuquerque has requested a full HVAC replacement for Tomasita Elementary School to convert the existing evaporative cooling system to refrigerated air. The project request includes electrical improvements to serve the new HVAC system.

Scope of Work | Estimated Cost

- Single-phase award
 - Full replacement of the HVAC system and electrical system upgrade
 - Estimated cost/SF = \$36 (HVAC), \$8.40 (electrical)
- Total SF included in project: 52,071
 - Maximum Allowable Construction Cost (MACC) = \$2,311,952
 - Total Project Cost (TPC) = \$2,774,342

Systems-Based Eligibility Criteria

Table 1: Eligibility

Eligibility Criteria	Eligibility Threshold	Current Status	Meets?
Rank	Must be within Top 300	19	Yes
wNMCI	Within council-defined eligibility cutoff (for FY26: Top 300)	59.95%	Yes
FCI	Informational metric only	79.14%	Yes
FMP	Must be current	Current (2022-2027)	Yes
FMAR	Recommended \geq 70%	76.53%	Yes
PM Plan	Must be current	Current	Yes
FIMS use	Must use at least 2 of 3 modules	1 of 3	No
Local Match	Local funding match required	Yes	Yes

District Financial Information

- Local Match: 63%
- The district does have adequate funds to accommodate the local share of this project.
- Funding Source(s): HB 33 and GO Bonds

PSFA Staff Recommendation

PSFA agrees with Albuquerque Public Schools' Systems-based request for Tomasita Elementary School.

Recommendation: PSFA recommends PSCOC participation for this Systems-based project.

- To include incidental systems directly related to the completion of the HVAC replacement and electrical upgrade project for the total GSF of the school facility.

Exhibit A

Recommended Phasing:

1. Phase 1 (Planning and Assessment) funding not needed.
2. Combined Phase 2/3 (Design/Construction): Convert existing evaporative cooling system to a refrigerated air system and upgrade the electrical system to serve the new HVAC system.

Recommended Award Language: Phase 2/3: Design and Construction funding to complete replacement of the HVAC and electrical systems, including incidental systems directly related to the work in this award, for total of 52,071 GSF: Main School Building (1993) and Multipurpose (1999) only; all other buildings are excluded. The allocation is intended to fully complete the projects, phase or specified purposes.

Site View and Tabular Summary of Campus Buildings



Table 3: Campus Building Information

Building	FAD Data (pertaining to application)	Year Built	FCI (%)	SIZE (GSF)
Main School Building	Category 2: Cooling Category 4: Heating, Air Distribution System, Exhaust Ventilation System, HVAC Control, Main Power/Emergency, Lighting/Branch Circuits	1993	79.05	47,651
Multipurpose	Category 4: HVAC Control	1999	70.90	4,420
Source: PSFA Facilities Assessment Database		Existing Permanent GSF		52,071
Note 1: FCI = Facility Condition Index				
Note 2: GSF = Gross Square Footage				
Note 3: Category 2 indicates system indicates degraded with reduced functionality				
Category 4 indicates system has reached/surpassed expected life				
Note 4: Highlighted rows indicate building/addition is included in potential project				

Exhibit A

Systems-based Application Summary

Deming Public Schools - Chaparral Elementary School

Project Justification

- The roof is in poor condition and is beyond what maintenance staff can address. The roofs have a category 3 override in the Facility Assessment Database (FAD), indicating they are damaged/degraded beyond repair (see Table 3).
- Deming has requested funding for a partial roof coating for Chaparral Elementary School.

Scope of Work | Estimated Cost

- Two-phase award
- Partial roof coating/roof replacement
- Estimated cost/SF = \$30
- Total SF included in project: 48,184
- Maximum Allowable Construction Cost = \$1,445,520
- Total project cost = \$1,734,624

Systems-Based Eligibility Criteria

Table 1: Eligibility

Eligibility Criteria	Eligibility Threshold	Current Status	Meets?
Rank	Must be within Top 300	184	Yes
wNMCI	Within council-defined eligibility cutoff (for FY26: Top 300)	32.74%	Yes
FCI	Informational metric only	47.18%	Yes
FMP	Must be current	Current (2024-2029)	Yes
FMAR	Recommended \geq 70%	82.04%	Yes
PM Plan	Must be current	Current	Yes
FIMS use	Must use at least 2 of 3 modules	3 of 3	Yes
Local Match	Local funding match required	Yes	Yes

District Financial Information

- Local Match: 27%
- The district does have adequate funds to accommodate the local share of this project.
- Funding Source(s): SB-9

PSFA Staff Recommendation

PSFA agrees with Deming Public Schools' Standards-based request for Chaparral Elementary School.

Recommendation: PSFA recommends PSCOC participation for this Systems-based project.

- To include incidental systems directly related to the completion of the roofing project for the 1967 School Building, 1973 Addition, and 2000 Addition only.

Recommended Phasing:

1. Phase 1 (Planning and Assessment) funding not needed.
2. Phase 2 (Design): Funds to develop design and construction documents.
3. Phase 3 (Out-year Construction): Funds for construction after Phase 2.

Exhibit A

Recommended Award Language: Phase 2: Design funding to complete replacement of the roof systems, including incidental systems directly related to the work in this award, for total of 48,184 GSF: School Building (1967), Addition (1973) and Addition (2000) only; the Multipurpose Gym (2021) is excluded. The allocation is intended to fully complete the projects, phase or specified purposes. Upon completion of this awarded phase of work, including conformance with all contingencies, out-of-cycle funding for future phases of work may be considered at any upcoming regularly scheduled PSCOC meeting.

Site View and Tabular Summary of Campus Buildings



Table 3: Campus Building Information

Building	FAD Data (pertaining to application)	Year Built	FCI (%)	SIZE (GSF)
School Building	Category 3: Roof	1967	53.27	26,449
Addition	Category 3: Roof	1973	51.07	6,997
Addition	Category 3: Roof	2000	45.23	14,738
Multipurpose Gym	N/A	2021	13.83	10,792
			Existing Permanent GSF	58,976

Source: PSFA Facilities Assessment Database

Note 1: FCI = Facility Condition Index

Note 2: GSF = Gross Square Footage

Note 3: Category 3 indicates damage or degradation that is beyond repair

Note 4: Highlighted rows indicate building/addition is included in potential project

Exhibit A

Systems-based Application Summary

Hobbs Municipal Schools - College Lane Elementary School

Project Justification

- The fire alarm system has surpassed its expected life, and it is difficult to find replacement parts. The fire detection and alarm system has a category 4 override in the Facility Assessment Database (FAD), indicating that it has reached/surpassed its expected life span (see Table 3).
- Hobbs has requested a full fire alarm replacement for College Lane Elementary School.

Scope of Work | Estimated Cost

- Single-phase award
- Full replacement of the fire alarm
- Estimated cost/SF = \$12
- Total SF included in project: 57,682
- Maximum Allowable Construction Cost (MACC) = \$692,184
- Total Project Cost (TPC) = \$830,621

Systems-Based Eligibility Criteria

Table 1: Eligibility

Eligibility Criteria	Eligibility Threshold	Current Status	Meets?
Rank	Must be within Top 300	275	Yes
wNMCI	Within council-defined eligibility cutoff (for FY26: Top 300)	27.50%	Yes
FCI	Informational metric only	73.70%	Yes
FMP	Must be current	Current (2020-2025) *	Yes
FMAR	Recommended \geq 70%	94.69%	Yes
PM Plan	Must be current	Current	Yes
FIMS use	Must use at least 2 of 3 modules	3 of 3	Yes
Local Match	Local funding match required	Yes	Yes

*New FMP is currently in progress

District Financial Information

- Local Match: 63%
- The district does have adequate funds to accommodate the local share of this project.
 - The district requests consideration for a local match reduction of 5% for the Exemplary FMAR Award, which will change the district's match to 58%.
- Funding Source(s): HB 33

PSFA Staff Recommendation

PSFA agrees with Hobbs Municipal Schools' Systems-based request for College Lane Elementary School.

Recommendation: PSFA **recommends** PSCOC participation for this Systems-based project.

- To include incidental systems directly related to the completion of the fire alarm replacement project for the total GSF of the school facility.

Recommended Phasing:

1. Phase 1 (Planning and Assessment) funding not needed.
2. Combined Phase 2/3 (Design/Construction): Supply, installation, programming, testing, and commissioning of fire alarm system, and removal of the existing devices and panel.

Exhibit A

Recommended Award Language: Phase 2/3: Design and construction funding to complete replacement of the fire alarm systems, including incidental systems directly related to the work in this award, for total of 57,682 GSF: Original Construction (1983), Addition Classrooms (1985) and Addition Restrooms (1996) only; all other buildings are excluded. The allocation is intended to fully complete the projects, phase or specified purposes.

Site View and Tabular Summary of Campus Buildings

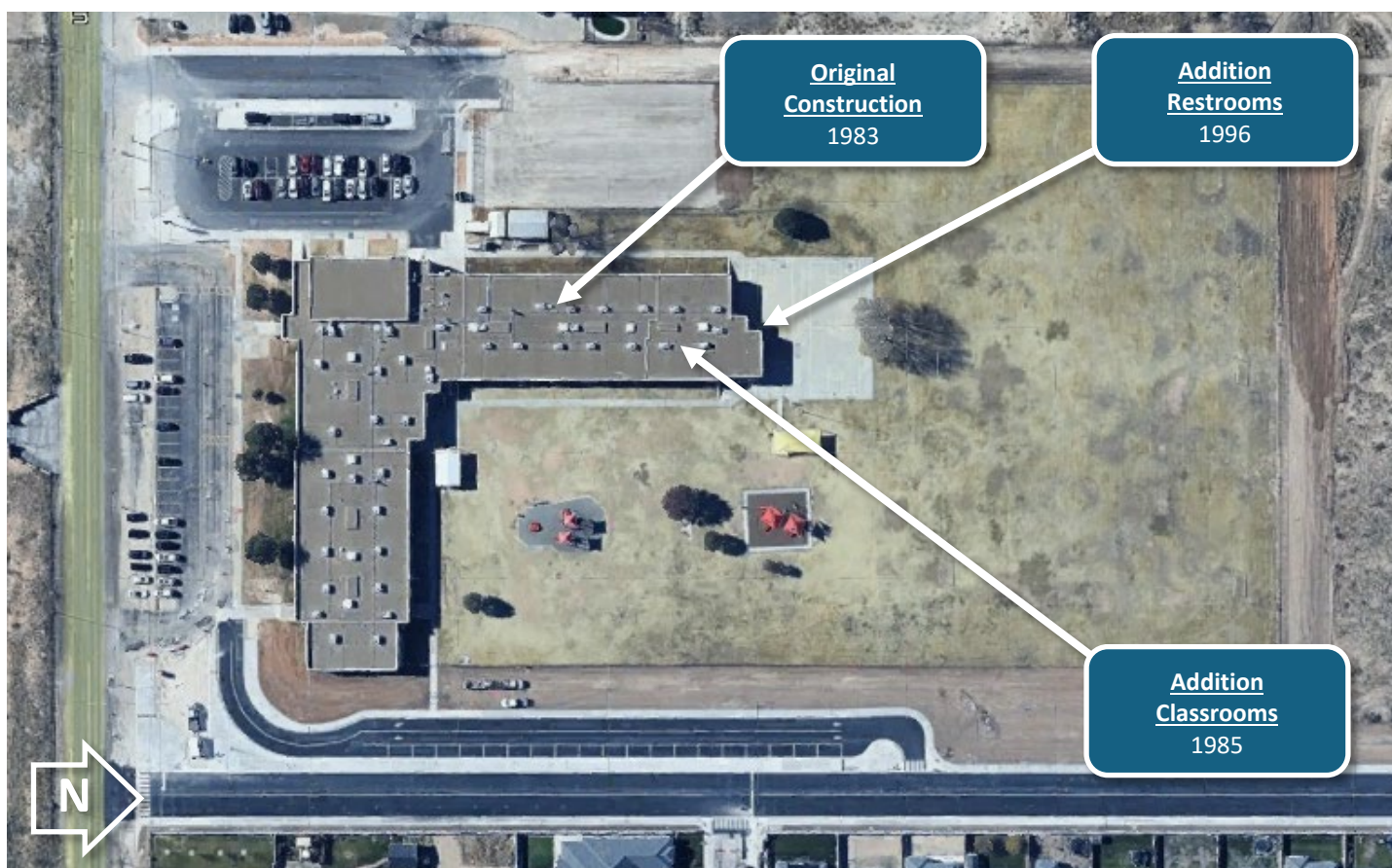


Table 3: Campus Building Information

Building	FAD Data (pertaining to application)	Year Built	FCI (%)	SIZE (GSF)
Addition Classrooms	Category 4: Fire Detection and Alarm	1985	80.30	4,014
Addition Restrooms	Category 4: Fire Detection and Alarm	1997	77.92	1,303
Original Construction	Category 4: Fire Detection and Alarm	1983	71.76	52,365
Source: PSFA Facilities Assessment Database			Existing Permanent GSF	57,682
Note 1: FCI = Facility Condition Index				
Note 2: GSF = Gross Square Footage				
Note 3: Category 4 indicates system has reached / surpassed expected life span				
Note 4: Highlighted rows indicate building/addition is included in potential project				

Exhibit A

Systems-based Application Summary

Hobbs Municipal Schools - Stone Elementary School

Project Justification

- The fire alarm system has surpassed its expected life, and it is difficult to find replacement parts. The fire detection and alarm system has a category 2 override in the Facility Assessment Database (FAD), indicating that is degraded with reduced functionality (see Table 3).
- Hobbs has requested a full fire alarm replacement for Stone Elementary School.

Scope of Work | Estimated Cost

- Single-phase award
- Full replacement of the fire alarm
- Estimated cost/SF = \$12
- Total SF included in project: 49,547
- Maximum Allowable Construction Cost (MACC) = \$594,564
- Total Project Cost (TPC) = \$713,477

Systems-Based Eligibility Criteria

Table 1: Eligibility

Eligibility Criteria	Eligibility Threshold	Current Status	Meets?
Rank	Must be within Top 300	137	Yes
wNMCI	Within council-defined eligibility cutoff (for FY26: Top 300)	36.02%	Yes
FCI	Informational metric only	78.38%	Yes
FMP	Must be current	Current (2020-2025) *	Yes
FMAR	Recommended \geq 70%	94.69%	Yes
PM Plan	Must be current	Current	Yes
FIMS use	Must use at least 2 of 3 modules	3 of 3	Yes
Local Match	Local funding match required	Yes	Yes

*New FMP is currently in progress

District Financial Information

- Local Match: 63%
- The district does have adequate funds to accommodate the local share of this project.
 - The district requests consideration for a local match reduction of 5% for the Exemplary FMAR Award, which will change the district's match to 58%.
- Funding Source(s): HB 33

PSFA Staff Recommendation

PSFA agrees with Hobbs Municipal Schools' Systems-based request for Stone Elementary School.

Recommendation: PSFA **recommends** PSCOC participation for this Systems-based project.

- To include incidental systems directly related to the completion of the fire alarm replacement project for the total GSF of the school facility.

Recommended Phasing:

1. Phase 1 (Planning and Assessment) funding not needed.
2. Combined Phase 2/3 (Design/Construction): Supply, installation, programming, testing, and commissioning of fire alarm system, and removal of the existing devices and panel.

Exhibit A

Recommended Award Language: Phase 2/3: Design and construction funding to complete replacement of the fire alarm systems, including incidental systems directly related to the work in this award, for total of 49,547 GSF: Original Construction (1982), and Restroom Addition (1997) only; all other buildings are excluded. The allocation is intended to fully complete the projects, phase or specified purposes.

Site View and Tabular Summary of Campus Buildings



Table 3: Campus Building Information

Building	FAD Data (pertaining to application)	Year Built	FCI (%)	SIZE (GSF)
Restroom Addition	N/A	1997	74.44	1,350
Original Construction	Category 2: Fire Detection and Alarm	1982	79.27	48,197
Source: PSFA Facilities Assessment Database			Existing Permanent GSF	49,547
Note 1: FCI = Facility Condition Index				
Note 2: GSF = Gross Square Footage				
Note 3: Category 2 indicates system degraded with reduced functionality				
Note 4: Highlighted rows indicate building/addition is included in potential project				

Exhibit A

Systems-based Application Summary

Las Cruces Public Schools - Desert Bloom Elementary School

Project Justification

- The roof has surpassed its expected lifespan. The roofs have category 3 overrides in the Facility Assessment Database (FAD), indicating they are damaged/degraded beyond repair (see Table 3).
- Las Cruces has requested a full roof replacement for Desert Bloom Elementary School.

Scope of Work | Estimated Cost

- Two-phase award
- Full replacement of the roof
- Estimated cost/SF = \$25.33
- Total SF included in project: 68,475
- Maximum Allowable Construction Cost = \$1,734,498
- Total project cost = \$2,081,398

Systems-Based Eligibility Criteria

Table 1: Eligibility

Eligibility Criteria	Eligibility Threshold	Current Status	Meets?
Rank	Must be within Top 300	133	Yes
wNMCI	Within council-defined eligibility cutoff (for FY26: Top 300)	36.57%	Yes
FCI	Informational metric only	70.35%	Yes
FMP	Must be current	Current (2026-2031)	Yes
FMAR	Recommended \geq 70%	75.53%	Yes
PM Plan	Must be current	Current	Yes
FIMS use	Must use at least 2 of 3 modules	2 of 3	Yes
Local Match	Local funding match required	Yes	Yes

District Financial Information

- Local Match: 57%
- The district does have adequate funds to accommodate the local share of this project.
- Funding Source(s): GO Bond

PSFA Staff Recommendation

PSFA agrees with Las Cruces Public Schools' Systems-based request for Desert Bloom Elementary School.

Recommendation: PSFA recommends PSCOC participation for this Systems-based project.

- To include incidental systems directly related to the completion of the roofing project for the total GSF of the school facility.

Recommended Phasing:

1. Phase 1 (Planning and Assessment) funding not needed.
2. Phase 2 (Design): Funds to develop design and construction documents.
3. Phase 3 (Out-year Construction): Funds for construction after Phase 2.

Exhibit A

Recommended Award Language: Phase 2: Design funding to complete replacement of the roof systems, including incidental systems directly related to the work in this award, for total of 68,476 GSF: Core (1999) and Kindergarten Addition (2004); all other buildings are excluded. The allocation is intended to fully complete the projects, phase or specified purposes. Upon completion of this awarded phase of work, including conformance with all contingencies, out-of-cycle funding for future phases of work may be considered at any upcoming regularly scheduled PSCOC meeting.

Site View and Tabular Summary of Campus Buildings



Table 3: Campus Building Information

Building	FAD Data (pertaining to application)	Year Built	FCI (%)	SIZE (GSF)
Core	Category 3: Roof	1999	72.59	60,808
Kindergarten Addition	Category 3: Roof	2004	63.78	7,667
Source: PSFA Facilities Assessment Database			Existing Permanent GSF	68,475
Note 1: FCI = Facility Condition Index				
Note 2: GSF = Gross Square Footage				
Note 3: Category 3 indicates damage or degradation that is beyond repair				
Note 4: Highlighted rows indicate building/addition is included in potential project				

Exhibit A

Systems-based Application Summary

Las Cruces Public Schools - Conlee Elementary School

Project Justification

- The roof has surpassed its expected lifespan. The HVAC system is near the end of its expected lifespan. The roofs and HVAC controls have category 2, 3, or 4 overrides in the Facility Assessment Database (FAD), indicating they are degraded with reduced functionality, they are damaged/ degraded beyond repair or are beyond their expected lifespan (see Table 3).
- Las Cruces has requested a full roof and HVAC replacement for Conlee Elementary School.

Scope of Work | Estimated Cost

- Two-phase award
- Full replacement of the roofs and HVAC system
- Estimated cost/SF = \$25.33 (roof), \$49.20 (HVAC)
- Total SF included in project: 64,108
- Maximum Allowable Construction Cost = \$4,777,970
- Total project cost = \$5,733,564

Systems-Based Eligibility Criteria

Table 1: Eligibility

Eligibility Criteria	Eligibility Threshold	Current Status	Meets?
Rank	Must be within Top 300	108	Yes
wNMCI	Within council-defined eligibility cutoff (for FY26: Top 300)	38.85%	Yes
FCI	Informational metric only	76.23%	Yes
FMP	Must be current	Current (2026-2031)	Yes
FMAR	Recommended ≥ 70%	75.53%	Yes
PM Plan	Must be current	Current	Yes
FIMS use	Must use at least 2 of 3 modules	2 of 3	Yes
Local Match	Local funding match required	Yes	Yes

District Financial Information

- Local Match: 57%
- The district does have adequate funds to accommodate the local share of this project.
- Funding Source(s): HB-33

PSFA Staff Recommendation

PSFA agrees with Las Cruces Public Schools' Systems-based request for Conlee Elementary School.

Recommendation: PSFA recommends PSCOC participation for this Systems-based project.

- To include incidental systems directly related to the completion of the roofing and HVAC project for the total GSF of the school facility.

Recommended Phasing:

1. Phase 1 (Planning and Assessment) funding not needed.
2. Phase 2 (Design): Funds to develop design and construction documents.
3. Phase 3 (Out-year Construction): Funds for construction after Phase 2.

Exhibit A

Recommended Award Language: Phase 2: Design funding to complete replacement of the roof and HVAC systems, including incidental systems directly related to the work in this award, for total of 64,108 GSF: Original Construction (1954), Addition (1959), Addition (1962), Multipurpose Addition (2003), Addition (2002), Kinder Addition (2005), Vestibule Addition (1988) and NW Kitchen and South Restroom Addition (2013); all other buildings are excluded.. The allocation is intended to fully complete the projects, phase or specified purposes. Upon completion of this awarded phase of work, including conformance with all contingencies, out-of-cycle funding for future phases of work may be considered at any upcoming regularly scheduled PSCOC meeting.

Site View and Tabular Summary of Campus Buildings



Table 3: Campus Building Information

Building	FAD Data (pertaining to application)	Year Built	FCI (%)	SIZE (GSF)
Addition	Category 3: Roof, Category 2: HVAC Controls	1959	80.18	8,618
Original Construction	Category 3: Roof, Category 2: HVAC Controls	1954	79.23	27,289
Addition	Category 3: Roof, Category 2: HVAC Controls	1962	77.91	10,802
Multipurpose Addition	Category 4: Roof and HVAC Controls	2003	68.88	589
Addition	Category 3: Roof, Category 2: HVAC Controls	2002	68.42	6,326
Kinder Addition	Category 3: Roof, Category 2: HVAC Controls	2005	61.37	7,590
Vestibule Addition	Category 4: Roof	1988	57.64	480
NW Kitchen, South RR Addition	N/A	2013	37.28	2,414
			Existing Permanent GSF	64,108

Source: PSFA Facilities Assessment Database

Note 1: FCI = Facility Condition Index

Note 2: GSF = Gross Square Footage

Note 3: Category 2 indicates system is degraded with reduced functionality, Category 3 indicates damage/degradation beyond repair, failure is imminent

Category 4 indicates system has reached/surpassed expected life span

Note 4: Highlighted rows indicate building/addition is included in potential project

Exhibit A

Systems-based Application Summary

West Las Vegas Schools – Rio Gallinas Charter School

Project Justification

- The existing windows are aged, failing, and are heavy and hard to open. The exterior doors and hardware are old and require frequent repairs. The school does not have a cooling system, and the heating system is aged. The electrical system is out of date and needs upgrades. The sewer line backs up frequently. The fire alarm system is outdated. The intercom system is old. The fire detection/alarm and HVAC systems have a category 4 override in the Facility Assessment Database (FAD), indicating that they have reached/surpassed their expected life span (see Table 3).
- West Las Vegas has requested replacement projects for the exterior doors and windows, the HVAC system, the sewer line, and the fire alarm and intercom systems.

Scope of Work | Estimated Cost

- | | |
|--|--|
| <ul style="list-style-type: none"> • Two-phase award • Replace the exterior windows and doors, replace and upgrade the HVAC to package heating and cooling units, upgrade the electrical system, replace the sewer line, and replace the fire alarm and intercom systems | <ul style="list-style-type: none"> • Estimated cost/SF = \$47 (HVAC), \$7.83 (exterior doors and windows), \$6.25 (sewer line), \$15 (electrical), \$12 (fire alarm) • Total SF included in project: 9,568 • Maximum Allowable Construction Cost (MACC) = \$842,749 • Total Project Cost (TPC) = \$1,011,299 |
|--|--|

Systems-Based Eligibility Criteria

Table 1: Eligibility

Eligibility Criteria	Eligibility Threshold	Current Status	Meets?
Rank	Must be within Top 300	43	Yes
wNMCI	Within council-defined eligibility cutoff (for FY26: Top 300)	50.39%	Yes
FCI	Informational metric only	80.98%	Yes
FMP	Must be current	Current (2022-2027)	Yes
FMAR	Recommended ≥ 70%	81.37%	Yes
PM Plan	Must be current	Current	Yes
FIMS use	Must use at least 2 of 3 modules	3 of 3	Yes
Local Match	Local funding match required	Yes	Yes

District Financial Information

- Local Match: 17%
- The district does have adequate funds to accommodate the local share of this project.
- Funding Source(s): GO Bond

PSFA Staff Recommendation

PSFA agrees with West Las Vegas School District’ Standards-based request for Rio Gallinas Charter School.

Recommendation: PSFA **recommends** PSCOC participation for this Systems-based project.

- To include incidental systems directly related to the completion of the project for the total GSF of the school facility.

Exhibit A

Recommended Phasing:

1. Phase 1 (Planning and Assessment) funding not needed.
2. Phase 2 (Design): Funds to develop design and construction documents.
3. Phase 3 (Out-year Construction): Funds for construction after Phase 2.

Recommended Award Language: Phase 2: Design funding to complete replacement of the exterior envelope, HVAC, electrical, plumbing and fire alarm systems, including incidental systems directly related to the work in this award, for total of 9,568 GSF: Main Classroom Building (1998) and Cafeteria/Classroom Building (1998); all other buildings are excluded. The allocation is intended to fully complete the projects, phase or specified purposes. Upon completion of this awarded phase of work, including conformance with all contingencies, out-of-cycle funding for future phases of work may be considered at any upcoming regularly scheduled PSCOC meeting.

Site View and Tabular Summary of Campus Buildings

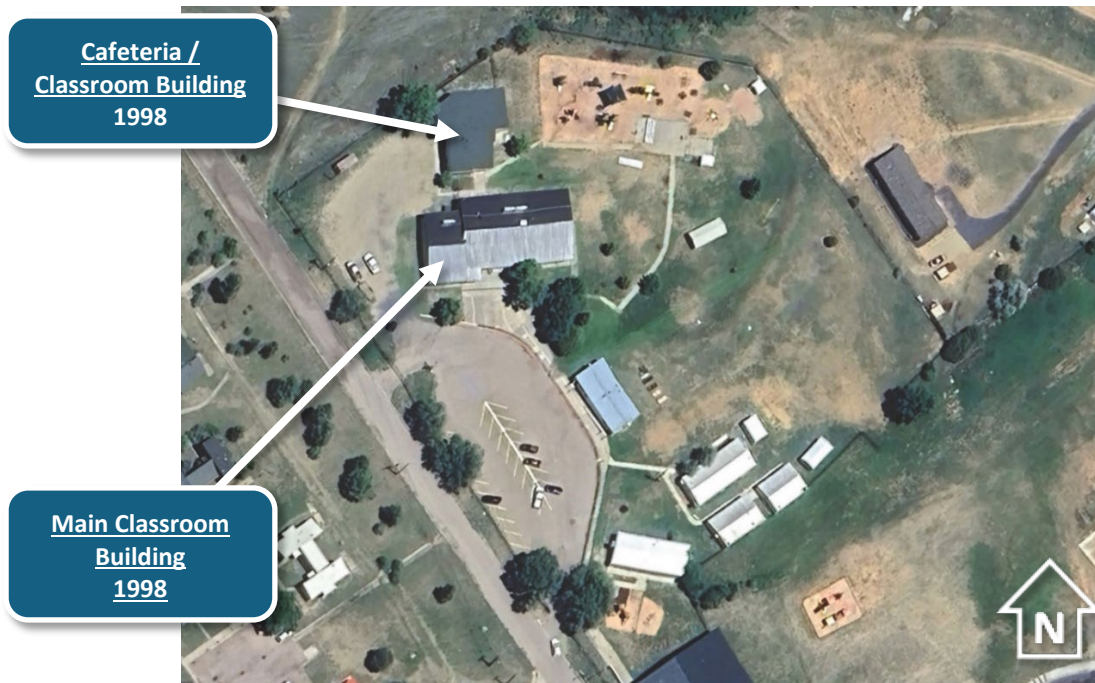


Table 3: Campus Building Information

Building	FAD Data (pertaining to application)	Year Built	FCI (%)	SIZE (GSF)
Main Classroom Building	Category 4: Fire Detection/Alarm and HVAC	1998	78.30	6,683
Cafeteria / Classroom Building	Category 4: Fire Detection/Alarm and HVAC	1998	76.75	2,885
Source: PSFA Facilities Assessment Database			Existing Permanent GSF	9,568
Note 1: FCI = Facility Condition Index				
Note 2: GSF = Gross Square Footage				
Note 3: Category 4 indicates system has reached / surpassed expected life span				
Note 4: Highlighted rows indicate building/addition is included in potential project				

I. FY26 Capital Outlay Demolition Awards (7) - \$4,500,931**II. Presenter(s):** Claude Morelli, Planning and Design Manager**III. Potential Motion:**

Council approval of the following capital outlay awards for school facility demolition projects, as detailed in Exhibit A (FY26 PSCOC Capital Funding Awards – Demolition Projects), totaling \$ 4,500,931 in state funding:

1. Animas

- Old Gym, Old Elementary School Buildings, and Horseshoe Building
 - State match of \$1,106,856, local match of \$0

2. Deming

- Old Central Kitchen
 - State match of \$456,587, local match of \$0

3. Deming

- Abandoned House
 - State match of \$179,840, local match of \$0

4. Gadsden

- Old Alamo Cafeteria
 - State match of \$267,648, local match of \$0

5. Jemez Mountain

- Gallina Elementary School, Fine Arts Building and two Teacher Housing units
 - State match of \$1,989,000, local match of \$0

6. McCurdy Charter School (State Charter)

- Abandoned Teacherage
 - State match of \$45,000, local match of \$0

7. New Mexico School for the Arts (State Charter)

- Former Pranzo Restaurant Building
 - State match of \$456,000, local match of \$0

The allocations identified herein are intended to fully fund completion of the approved projects, phases, or specified purposes.

For two-phase projects, upon completion of the awarded phase of work and satisfaction of all contingencies, out-of-cycle funding for subsequent phases may be considered at a future regularly scheduled PSCOC meeting.

IV. Executive Summary:

Staff Recommendation: PSFA recommends that Council:

- Approve the six (6) demolition awards.
- Provide 100 percent state funding for the demolition projects, based on district satisfaction of the criteria specified in Section 22-24-4 (L) NMSA 1978:
 - The facilities are abandoned.
 - Costs of continuing to insure the building(s) outweigh any potential benefit.
 - There is no practical use for the building(s) without substantial renovation cost.
- Provide total funding in the amount of \$4,500,931 for this purpose.

Exhibit(s):

- Exhibit A: FY26 PSCOC Capital Funding Awards – Demolition Projects

Exhibit A

Systems-based Application Summary (Demolition)

Animas Public Schools - Abandoned District Facilities

Project Justification

- The Old Gym (1948), Old Elementary School Buildings (1980), and Horseshoe Building (1955) are abandoned, in poor condition, and are a liability for the district. The maintenance, operations, and energy costs of the buildings are high.
- Animas has requested a demolition project for the abandoned Old Gym, Old Elementary School Buildings, and Horseshoe Building.

Scope of Work | Estimated Cost

- Single-phase award
- Abatement, demolition, sitework
- Estimated cost/SF = \$30
- Total SF included in project: 30,746
- Maximum Allowable Construction Cost = \$922,380
- Total project cost = \$1,106,856

Systems-Based Eligibility Criteria

Table 1: Eligibility

Eligibility Criteria	Eligibility Threshold	Current Status	Meets?
Facility is abandoned			Yes
Costs of continuing to insure the building outweigh any potential benefit			Yes
There is no practical use for the building without substantial renovation cost			Yes
FMP	Must be current	Current (2024-2029)	Yes
FMAR	Recommended ≥ 70%	74.42%	Yes
PM Plan	Must be current	Current	Yes
FIMS use	Must use at least 2 of 3 modules	2 of 3	Yes

PSFA Staff Recommendation

PSFA agrees with Animas Public Schools’ Systems-based request to demolish the abandoned Old Gym, Old Elementary School Buildings, and Horseshoe Building.

Recommendation: PSFA recommends PSCOC participation for this Systems-based demolition project.

- PSFA recommends the Council *fully fund* this demolition project, based on the satisfied criteria specified in Section 22-24-4 (L) NMSA 1978 (2021 Senate Bill 43).

Recommended Phasing:

1. Phase 1 (Planning and Assessment) and 2 (Design) funding not needed.
2. Phase 3 (Construction): Site survey, abatement of hazardous materials (if needed), utility disconnection (if needed), demolition of facility, and final grading/drainage modifications.

Estimated Costs:

Table 2: Estimated Costs

Phase	Percent of MACC	Percent of TPC	Estimated Cost	Local Match	State Match	Fully Funded	
						Local Match	State Match
Phase 3: Construction	N/A	N/A	\$ 922,380	\$ 101,462	\$820,918	\$ 0	\$922,380
Total Project Cost (TPC)		N/A	\$ 1,106,856	\$ 121,754	\$985,102	\$ 0	\$1,106,856

Exhibit A

Recommended Award Language: Single-phase construction funding to complete site survey, abatement of hazardous materials (if needed), utility disconnection (if needed), demolition of facility, and final grading/drainage modifications at the abandoned Old Gym, Old Elementary School Buildings, and Horseshoe Building. The intent of this award is to complete all phases of the project.

Site View of Campus Buildings

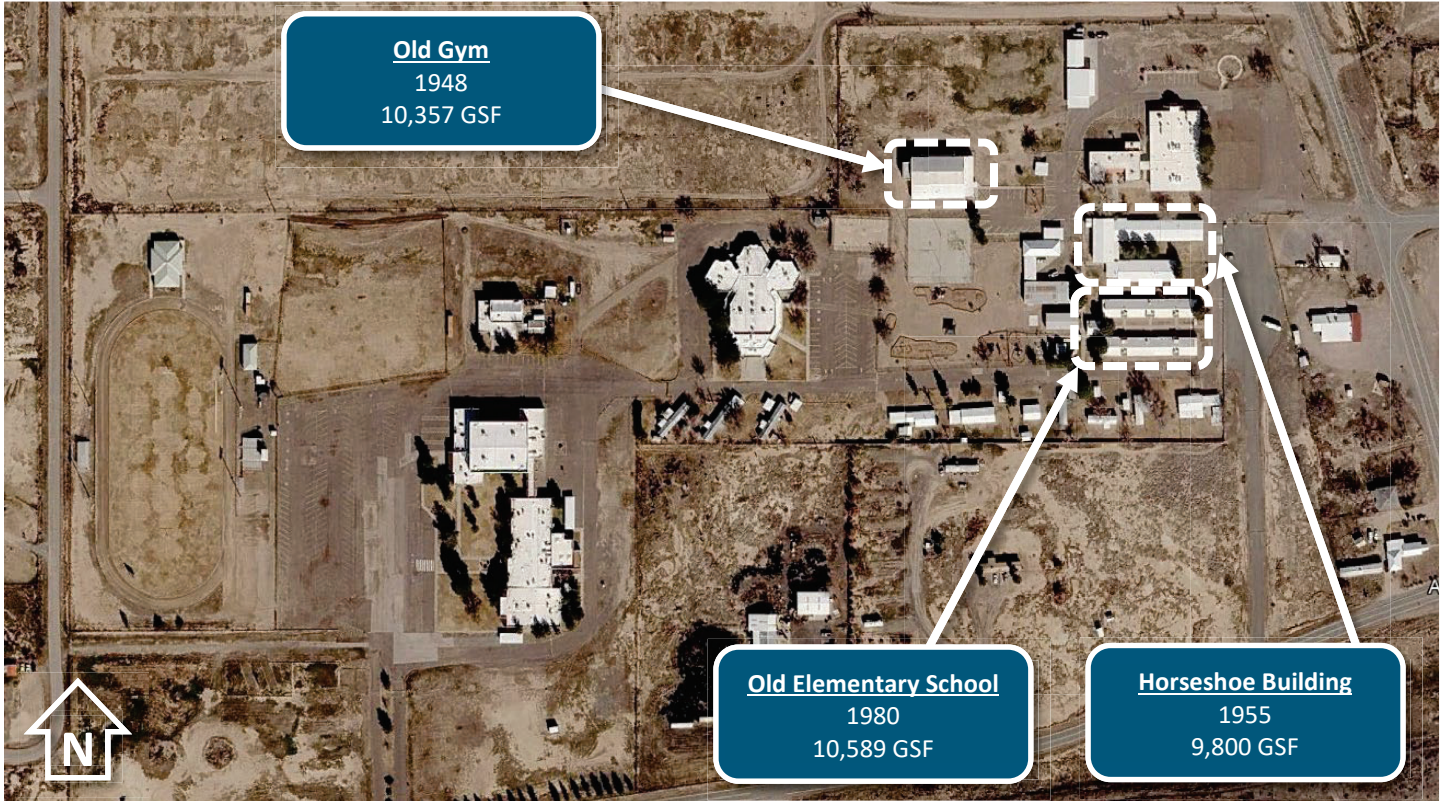


Exhibit A

Systems-based Application Summary (Demolition)

Deming Public Schools - Abandoned House

Project Justification

- The house (1978) adjacent to Ruben S. Torres Elementary School is abandoned, it is in poor condition, presents a liability, and is an attractive nuisance for vandalism and narcotic use.
- Deming has requested a demolition project for the abandoned house.

Scope of Work | Estimated Cost

- Single-phase award
- Abatement, demolition, sitework
- Estimated cost/SF = \$40.25 (demo), \$4.39 (abatement), \$3.21 (sitework)
- Total SF included in project: 3,132
- Maximum Allowable Construction Cost = \$149,866
- Total project cost = \$179,840

Systems-Based Eligibility Criteria

Table 1: Eligibility

Eligibility Criteria	Eligibility Threshold	Current Status	Meets?
	Facility is abandoned		Yes
	Costs of continuing to insure the building outweigh any potential benefit		Yes
	There is no practical use for the building without substantial renovation cost		Yes
FMP	Must be current	Current (2024-2029)	Yes
FMAR	Recommended ≥ 70%	82.04%	Yes
PM Plan	Must be current	Current	Yes
FIMS use	Must use at least 2 of 3 modules	3 of 3	Yes

PSFA Staff Recommendation

PSFA agrees with Deming Public Schools' Systems-based request to demolish the abandoned house.

Recommendation: PSFA recommends PSCOC participation for this Systems-based demolition project.

- PSFA recommends the Council *fully fund* this demolition project, based on the satisfied criteria specified in Section 22-24-4 (L) NMSA 1978 (2021 Senate Bill 43).

Recommended Phasing:

1. Phase 1 (Planning and Assessment) and 2 (Design) funding not needed.
2. Phase 3 (Construction): Site survey, abatement of hazardous materials (if needed), utility disconnection (if needed), demolition of facility, and final grading/drainage modifications.

Estimated Costs:

Table 2: Estimated Costs

Phase	Percent of MACC	Percent of TPC	Estimated Cost	Local Match	State Match	Fully Funded	
						Local Match	State Match
Phase 3: Construction	N/A	N/A	\$ 149,866	\$ 40,464	\$109,402	\$ 0	\$149,866
Total Project Cost (TPC)		N/A	\$ 179,840	\$ 48,557	\$131,283	\$ 0	\$179,840

Exhibit A

Recommended Award Language: Single-phase construction funding to complete site survey, abatement of hazardous materials (if needed), utility disconnection (if needed), demolition of facility, and final grading/drainage modifications at the abandoned house. The intent of this award is to complete all phases of the project.

Site View of Campus Buildings



Exhibit A

Systems-based Application Summary (Demolition)

Deming Public Schools - Old Central Kitchen

Project Justification

- The old Central Kitchen (1960) is abandoned, it is in poor condition, it presents a liability and is an attractive nuisance for vandalism.
- Deming has requested a demolition project for the old Central Kitchen.

Scope of Work | Estimated Cost

- Single-phase award
- Abatement, demolition, sitework
- Estimated cost/SF = \$3.87 (abatement), \$18 (demo), \$3.21 (sitework)
- Total SF included in project: 15,171
- Maximum Allowable Construction Cost = \$380,489
- Total project cost = \$456,587

Systems-Based Eligibility Criteria

Table 1: Eligibility

Eligibility Criteria	Eligibility Threshold	Current Status	Meets?
	Facility is abandoned		Yes
	Costs of continuing to insure the building outweigh any potential benefit		Yes
	There is no practical use for the building without substantial renovation cost		Yes
FMP	Must be current	Current (2024-2029)	Yes
FMAR	Recommended ≥ 70%	82.04%	Yes
PM Plan	Must be current	Current	Yes
FIMS use	Must use at least 2 of 3 modules	3 of 3	Yes

PSFA Staff Recommendation

PSFA agrees with Deming Public Schools' Systems-based request to demolish the old Central Kitchen.

Recommendation: PSFA recommends PSCOC participation for this Systems-based demolition project.

- PSFA recommends the Council *fully fund* this demolition project, based on the satisfied criteria specified in Section 22-24-4 (L) NMSA 1978 (2021 Senate Bill 43).

Recommended Phasing:

1. Phase 1 (Planning and Assessment) and 2 (Design) funding not needed.
2. Phase 3 (Construction): Site survey, abatement of hazardous materials (if needed), utility disconnection (if needed), demolition of facility, and final grading/drainage modifications.

Estimated Costs:

Table 2: Estimated Costs

Phase	Percent of MACC	Percent of TPC	Estimated Cost	Local Match	State Match	Fully Funded	
						Local Match	State Match
Phase 3: Construction	N/A	N/A	\$ 380,489	\$ 102,732	\$277,757	\$ 0	\$380,489
Total Project Cost (TPC)		N/A	\$ 456,587	\$ 123,278	\$333,309	\$ 0	\$456,587

Exhibit A

Recommended Award Language: Single-phase construction funding to complete site survey, abatement of hazardous materials (if needed), utility disconnection (if needed), demolition of facility, and final grading/drainage modifications at the old Central Kitchen. The intent of this award is to complete all phases of the project.

Site View of Campus Buildings



Exhibit A

Systems-based Application Summary (Demolition)

Gadsden Independent School District - Old Alamo Cafeteria

Project Justification

- The old Alamo Cafeteria Building (1940) has been abandoned for many years; it is in poor condition and is a liability for the district.
- Gadsden has requested a demolition project for the abandoned old Alamo Cafeteria Building.

Scope of Work | Estimated Cost

- Single-phase award
- Abatement, demolition, sitework
- Estimated cost/SF = \$3.50 (abatement), \$35 (demo), \$2.50 (sitework)
- Total SF included in project: 5,440
- Maximum Allowable Construction Cost = \$223,040
- Total project cost = \$267,648

Systems-Based Eligibility Criteria

Table 1: Eligibility

Eligibility Criteria	Eligibility Threshold	Current Status	Meets?
	Facility is abandoned		Yes
	Costs of continuing to insure the building outweigh any potential benefit		Yes
	There is no practical use for the building without substantial renovation cost		Yes
FMP	Must be current	Current (2021-2026)	Yes
FMAR	Recommended ≥ 70%	79.89%	Yes
PM Plan	Must be current	Current	Yes
FIMS use	Must use at least 2 of 3 modules	3 of 3	Yes

PSFA Staff Recommendation

PSFA agrees with Gadsden Independent School District' Systems-based request to demolish the abandoned old Alamo Cafeteria Building.

Recommendation: PSFA recommends PSCOC participation for this Systems-based demolition project.

- PSFA recommends the Council *fully fund* this demolition project, based on the satisfied criteria specified in Section 22-24-4 (L) NMSA 1978 (2021 Senate Bill 43).

Recommended Phasing:

1. Phase 1 (Planning and Assessment) and 2 (Design) funding not needed.
2. Phase 3 (Construction): Site survey, abatement of hazardous materials (if needed), utility disconnection (if needed), demolition of facility, and final grading/drainage modifications.

Estimated Costs:

Table 2: Estimated Costs

Phase	Percent of MACC	Percent of TPC	Estimated Cost	Local Match 30%	State Match 70%	Fully Funded	
						Local Match 0%	State Match 100%
Phase 3: Construction	N/A	N/A	\$ 223,040	\$ 66,912	\$ 156,128	\$ 0	\$223,040
Total Project Cost (TPC)		N/A	\$ 267,648	\$ 80,294	\$ 187,354	\$ 0	\$267,648

Exhibit A

Recommended Award Language: Single-phase construction funding to complete site survey, abatement of hazardous materials (if needed), utility disconnection (if needed), demolition of facility, and final grading/drainage modifications at the abandoned old Alamo Cafeteria. The intent of this award is to complete all phases of the project.

Site View of Campus Buildings



Exhibit A

Systems-based Application Summary (Demolition)

Jemez Mountain Public Schools - Abandoned District Facilities

Project Justification

- Gallina Elementary School (1963 and 1970), the Fine Arts Building (1977), and two teacher housing units are abandoned, they are in poor condition and are a liability for the district.
- Jemez Mountain has requested a demolition project for the abandoned Gallina Elementary School, the Fine Arts Building, and the teacher housing units.

Scope of Work | Estimated Cost

- Single-phase award
- Abatement, demolition, sitework
- District's estimated cost/SF = \$8 (abatement), \$28 (demo), \$3 (sitework)
- Total SF included in project: 42,500
- Maximum Allowable Construction Cost = \$1,657,500
- Total project cost = \$1,989,000

Systems-Based Eligibility Criteria

Table 1: Eligibility

Eligibility Criteria	Eligibility Threshold	Current Status	Meets?
	Facility is abandoned		Yes
	Costs of continuing to insure the building outweigh any potential benefit		Yes
	There is no practical use for the building without substantial renovation cost		Yes
FMP	Must be current	Current (2022-2027)	Yes
FMAR	Recommended ≥ 70%	62.42%	Yes
PM Plan	Must be current	Current	Yes
FIMS use	Must use at least 2 of 3 modules	2 of 3	Yes

PSFA Staff Recommendation

PSFA agrees with Jemez Mountain Public Schools' Systems-based request to demolish the abandoned Gallina Elementary School, the Fine Arts Building, and the two teacher housing units.

Recommendation: PSFA recommends PSCOC participation for this Systems-based demolition project.

- PSFA recommends the Council *fully fund* this demolition project, based on the satisfied criteria specified in Section 22-24-4 (L) NMSA 1978 (2021 Senate Bill 43).

Recommended Phasing:

- Phase 1 (Planning and Assessment) and 2 (Design) funding not needed.
- Phase 3 (Construction): Site survey, abatement of hazardous materials (if needed), utility disconnection (if needed), demolition of facilities, and final grading/drainage modifications.

Estimated Costs:

Table 2: Estimated Costs

Phase	Percent of MACC	Percent of TPC	Estimated Cost	Local Match	State Match	Fully Funded	
						Local Match	State Match
Phase 3: Construction	N/A	N/A	\$ 1,657,500	\$ 779,025	\$ 878,475	\$ 0	\$1,657,500
Total Project Cost (TPC)		N/A	\$ 1,989,000	\$ 934,830	\$ 1,054,170	\$ 0	\$1,989,000

Exhibit A

Recommended Award Language: Single-phase construction funding to complete site survey, abatement of hazardous materials (if needed), utility disconnection (if needed), demolition of facility, and final grading/drainage modifications at the abandoned Gallina Elementary School, the Fine Arts Building, and the two teacher housing units. The intent of this award is to complete all phases of the project.

Site View of Campus Buildings

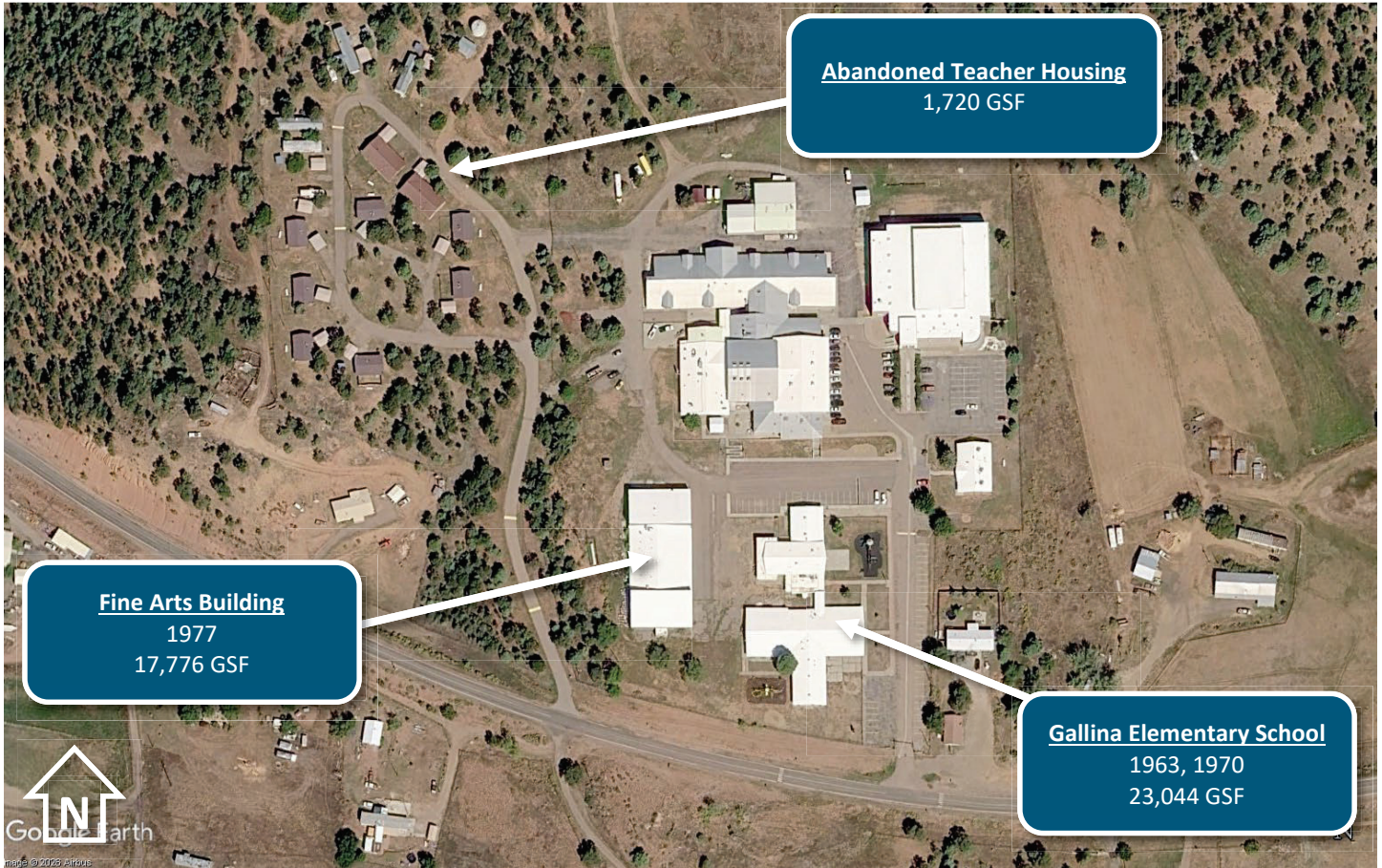


Exhibit A

Systems-based Application Summary (Demolition)

McCurdy Charter School - Abandoned Teacherage

Project Justification

- The teacherage is abandoned, it is in poor condition and is a liability for the school.
- McCurdy has requested a demolition project for the abandoned teacherage.

Scope of Work | Estimated Cost

- Single-phase award
- Abatement, demolition, sitework
- Estimated cost/SF = \$25
- Total SF included in project: 1,500
- Maximum Allowable Construction Cost = \$37,500
- Total project cost = \$45,000

Systems-Based Eligibility Criteria

Table 1: Eligibility*

Eligibility Criteria	Eligibility Threshold	Current Status	Meets?
Facility is abandoned			Yes
Costs of continuing to insure the building outweigh any potential benefit			Yes
There is no practical use for the building without substantial renovation cost			Yes
FMP	Must be current	Current (2024-2029)	Yes
FMAR	Recommended ≥ 70%	N/A	N/A
PM Plan	Must be current	N/A	N/A
FIMS use	Must use at least 2 of 3 modules	N/A	N/A

*Charter schools have no maintenance data

PSFA Staff Recommendation

PSFA agrees with McCurdy Charter School’s Systems-based request to demolish the abandoned teacherage.

Recommendation: PSFA recommends PSCOC participation for this Systems-based demolition project.

- PSFA recommends the Council *fully fund* this demolition project, based on the satisfied criteria specified in Section 22-24-4 (L) NMSA 1978 (2021 Senate Bill 43).

Recommended Phasing:

1. Phase 1 (Planning and Assessment) and 2 (Design) funding not needed.
2. Phase 3 (Construction): Site survey, abatement of hazardous materials (if needed), utility disconnection (if needed), demolition of facility, and final grading/drainage modifications.

Estimated Costs:

Table 2: Estimated Costs

Phase	Percent of MACC	Percent of TPC	Estimated Cost	Local Match	State Match	Fully Funded	
						Local Match	State Match
Phase 3: Construction	N/A	N/A	\$ 37,500	\$ 20,625	\$ 16,875	\$ 0	\$ 37,500
Total Project Cost (TPC)		N/A	\$ 45,000	\$ 24,750	\$ 20,250	\$ 0	\$ 45,000

Exhibit A

Recommended Award Language: Single-phase construction funding to complete site survey, abatement of hazardous materials (if needed), utility disconnection (if needed), demolition of facility, and final grading/drainage modifications at the abandoned teacherage. The intent of this award is to complete all phases of the project.

Site View of Campus Buildings



Abandoned Teacherage
1,500 GSF

Exhibit A

Systems-based Application Summary (Demolition)

New Mexico School for the Arts - Former Pranzo Building

Project Justification

- The former Pranzo Building (1986) is abandoned, it is in poor condition and is a liability for the school.
- New Mexico School for the Arts has requested a demolition project for the abandoned Pranzo Building.

Scope of Work | Estimated Cost

- Single-phase award
- Abatement, demolition, sitework
- Estimated cost/SF = \$38
- Total SF included in project: 10,000
- Maximum Allowable Construction Cost = \$380,000
- Total project cost = \$456,000

Systems-Based Eligibility Criteria

Table 1: Eligibility*

Eligibility Criteria	Eligibility Threshold	Current Status	Meets?
	Facility is abandoned		Yes
	Costs of continuing to insure the building outweigh any potential benefit		Yes
	There is no practical use for the building without substantial renovation cost		Yes
FMP	Must be current	Current (2024-2029)	Yes
FMAR	Recommended ≥ 70%	N/A	N/A
PM Plan	Must be current	N/A	N/A
FIMS use	Must use at least 2 of 3 modules	N/A	N/A

*Charter schools have no maintenance data

PSFA Staff Recommendation

PSFA agrees with New Mexico School for the Arts' Systems-based request to demolish the former Pranzo Building.

Recommendation: PSFA recommends PSCOC participation for this Systems-based demolition project.

- PSFA recommends the Council *fully fund* this demolition project, based on the satisfied criteria specified in Section 22-24-4 (L) NMSA 1978 (2021 Senate Bill 43).

Recommended Phasing:

1. Phase 1 (Planning and Assessment) and 2 (Design) funding not needed.
2. Phase 3 (Construction): Site survey, abatement of hazardous materials (if needed), utility disconnection (if needed), demolition of facility, and final grading/drainage modifications.

Estimated Costs:


Table 2: Estimated Costs

Phase	Percent of MACC	Percent of TPC	Estimated Cost	Local Match	State Match	Fully Funded	
						Local Match	State Match
Phase 3: Construction	N/A	N/A	\$ 380,000	\$ 239,400	\$ 140,600	\$0	\$380,000
Total Project Cost (TPC)		N/A	\$ 456,000	\$ 287,280	\$ 168,720	\$0	\$456,000

Exhibit A

Recommended Award Language: Single-phase construction funding to complete site survey, abatement of hazardous materials (if needed), utility disconnection (if needed), demolition of facility, and final grading/drainage modifications at the abandoned former Pranzo Building. The intent of this award is to complete all phases of the project.

Site View of Campus Buildings



Former Pranzo Building
1986
10,000 GSF

I. FY25 Systems-based Awards - Additional Conditions

II. Presenter(s): Claude Morelli, Planning and Design Manager

III. Potential Motion:

Council approval for the FY26 Systems-based Capital Outlay Awards Additional Conditions.

IV. Executive Summary:

Staff Recommendation:

Approve the Systems-based Awards – Additional Conditions document (Exhibit A).

Key Points:

In addition to the award language, the FY26 awards for System-based awards are further subject to the Additional Conditions and will be incorporated into the Memorandum of Understanding for the projects.

Exhibit(s):

A – FY25 PSCOC Systems-based Awards – Additional Conditions

PUBLIC SCHOOL CAPITAL OUTLAY COUNCIL
FY26 PSCOC Systems-Based Awards - Additional Conditions

Systems-Based Project Awards

The PSCOC approved capital outlay project awards under the systems-based capital outlay process to the districts set out in the award spreadsheet for the purposes and in the amounts specified, including any special conditions contained in the award language for each school (see attached). Each allocation is intended to fully complete the project, phase, or specified purpose. Out-of-cycle construction funding may be considered at any future regularly scheduled PSCOC meeting upon completion of early planning, construction documents, or equivalent PSFA phase approval and conformance with all contingencies. All project designs shall include evaluation of potential energy, maintenance, and other operational costs of new, renovated, or other facilities based on established standard averages.

Standard Contingencies to All Awards

The PSCOC approval of the awards is contingent upon acceptance by the districts through the execution of the required documents between the PSFA and the district, which contain the detailed project description set before the Council, the roles and responsibilities of the parties, phasing schedules, and direct payment options. These awards are further contingent on the following:

- Total project costs shall not exceed 50% of the total facility replacement costs as identified in the application.
- Funds for this award must be expended within three years of the award date.
- All districts receiving awards must have a completed audit for FY25 submitted to the State Auditor's Office prior to the expenditure of PSCOC-awarded funds and will have a corrective action plan in place to address audit findings. PSFA may, as directed by the PSCOC, assume direct administration of all projects from districts with serious findings in regard to expenditures or management of capital outlay funds.
- The district shall execute and maintain an effective preventive maintenance (PM) program, as prescribed in its PSCOC-approved PM plan (which shall be reviewed and updated annually by the district to ensure a Facility Maintenance Assessment Report (FMAR) score of satisfactory (70.1% or better) at each school), and effectively utilize all Facility Information Management System (FIMS) modules—Maintenance Direct (MD), Preventive Maintenance Direct (PMD), and Utility Direct (UD), or otherwise provide evidence of effective use of an alternate acceptable and equivalent maintenance management process. The district shall report to the PSFA every six months on the status of its maintenance program. Should the district fail to meet the FMAR score of satisfactory, the district may be required to report to the PSCOC.

- Prior to construction closeout, the district must submit for PSFA approval an amendment to its maintenance plan defining how they will provide appropriate maintenance for any renovated space.
- Projects are funded only to the design capacity outlined in the award. Unless specific limitations are defined in the award or are otherwise accepted, the Adequacy Planning Guide establishes gross square footage (GSF) boundaries. The PSCOC may elect to limit participation in the renovation of any existing square footage in excess of the guidelines.
- All procurement must meet the State of New Mexico Procurement Code.
- If existing facility disposal is required, an approved commitment from the district to PSCOC will be required prior to construction. Disposal may include demolition of the facilities or by written agreement transferring ownership of property and/or facilities. PSCOC reserves the right to recover a pro-rata share of awarded amounts for the replacement facilities if the original property or facilities are sold or used for another purpose than the award.
- The district will provide and deliver to the PSFA, within 30 days of the acceptance of the award, a Memorandum of Understanding (MOU) that includes, the proposed construction delivery method and the dates for completion of project planning, design development, construction, final completion, and project closeout. Failure to have projects completed by the scheduled deadline does not obligate the PSCOC to any increased costs due to inflation or other time-related consequences.
- The MOU shall identify specific portions of the project that the district intends to build without state funding participation and above the awarded design capacity and commit to funding these portions at the sole cost of the district.
- Requests for Proposals (RFP) for construction and design services or Invitations to Bid (ITB) for construction services cannot be released without review and written approval from PSFA. RFPs/ITBs that are released without written approval may have to be reissued. A PSFA Request for Approval of School Construction (RASC) final approval of school construction is required prior to releasing your RFP/ITB.
- Any legitimate project expenses expecting PSCOC/PSFA participation, reimbursement, or credit shall be submitted and approved by PSFA in advance of the expenditure through the construction information management system (CIMS). Exception: Allowed project expenses made prior to the award must be submitted within 90 days of the executed MOU.

- At each submission of a PSFA RASC phase, a matrix of the systems must be submitted to ensure consistency of design with the alteration level and percent of alteration of the approved systems. PSFA approval to exceed alteration level and percent of alteration must also be submitted as appropriate.
- Prior to the projects' final PSFA RASC approval and release to bid, all site infrastructure including roadways, utilities, and water must be in place, under contract with specified completion time, or defined by other acceptable written agreements that include cost and completion time.
- All awards are exclusive of land acquisition costs and any utilities and infrastructure expenses outside the surveyed property boundary, which are the sole responsibility of the district and community and will not apply to the district's matching fund requirement.
- Any award to a school district for a school located on tribal lands shall have an associated land lease with the tribe, pueblo, or nation for the land on which the school is being constructed. The lease shall be for a period of 25 years from the onset of the construction award, with the option to increase by an additional 25 years at the sole discretion of the school district.
- On or before the 12th month following substantial completion of the project or phase, PSFA staff will schedule a review of all project expenditures that apply to both the scope of work and to the adequacy standards to ensure that the overall expenditures align with the match percentages after necessary offsets and waivers as identified in the Memorandum of Understanding (MOU) for the project. Following mutual agreement on the overall and final financial project status, project balances will be reallocated by the Council. All PSCOC awards must be fully reconciled and reallocated no later than 18 months after substantial completion.

I. FY26 Second Round Facilities Master Plan Assistance Awards**II. Presenter(s):** John M. Valdez, Facilities Master Planner**III. Potential Motion:**

Council approval of the FY26 Second Round Facilities Master Plan (FMP) assistance applications totaling a not-to-exceed state share amount of \$41,767.79 for Anansi Charter School, Sendero School of Academics and Career Preparation, and Fort Sumner Municipal Schools.

IV. Executive Summary:**District/School Request:**

One school district and two state-chartered charter schools have applied for the state share of FMP assistance funding, which they will use to develop their new master plans.

Staff Recommendation:

Awards subcommittee recommendation of approval of June FY26 Second Round FMP assistance awards to full PSCOC.

Key Points:

- The PSCOC invites districts and state-chartered charter schools to apply for FMP assistance that helps offset the cost of preparing a new 5-year facilities master plan. Per Section 22-24-5 NMSA 1978, the FMP is a requirement for potential PSCOC awards to school districts, state constitutional schools, and state-chartered charter schools.
- To be eligible for the assistance, the FMP must be expired, expiring at the end of 2026, or expiring at the end of 2027.
- Per our Financial Plan, we have \$800,000 budgeted for master plans. In December 2025, the Council awarded first-round awards with a state share of \$256,901.96.
- Exhibit A provides an overview of the assistance applications.
 - Column A lists the applicants.
 - Column E/Line 4 shows the Total-Not-To-Exceed Cost of \$105,299.88, comprising both the state and local shares.
 - Column H/Line 4 shows the state share of that amount for each applicant for a total of \$41,767.79.
 - The local share totals \$63,532.09 (column I/Line 4).

Exhibit(s):

A – FY26 Second Round Facilities Master Plan Assistance Awards Applicants

Exhibit A: FY26 FMP Assistance Applications, Second Round

	A.	B.	C.	D.	E.	F.	G.	H.	I.	
	Project Num	District/Charter School	FMP Expiration Date	District GSF (Based on FAD)	FMP Cost Per GSF	Total Not to Exceed Cost	State Match %	Local Match %	Total Not to Exceed State Share	Total Not to Exceed Local Share
1	M26-010	Anansi Charter School (Taos)	2025			\$ 35,042.00	37%	63%	\$ 12,965.54	\$ 22,076.46
2	M26-011	Sendoro School of Academics and Career Preparatory (Las Cruces)	2024			\$ 35,042.00	43%	57%	\$ 15,068.06	\$ 19,973.94
3	M26-012	Fort Sumner Municipal Schools	2020	125,771	\$ 0.28	\$ 35,215.88	39%	61%	\$ 13,734.19	\$ 21,481.69
4	TOTALS					\$ 105,299.88			\$ 41,767.79	\$ 63,532.09

* Please note: Charter School costs are capped at \$35,042

I. FY26 Lease Assistance Updates**II. Presenter(s):** Jillian Pappan, Programs Manager**III. Potential Motion:**

Council approval of the FY26 Lease Assistance Awards and updated Lease Assistance Awards to the following:

- Sacramento School of Engineering and Science – update existing award to decrease by \$27,695, to reflect 80th day MEM (new charter school requirement).
- Sun Mountain Community School – update existing award to decrease by \$1,679, to reflect 80th day MEM (new charter school requirement).

Total decrease of \$29,374 to the Lease Assistance Funding Program.

Upon acceptance of the award by the applicant charter school or district, Council authorizes PSFA staff to distribute the award amounts quarterly, on a reimbursement basis, upon receiving proof of the actual lease payments. Council authorizes PSFA staff to make reductions to award amounts subject to Public Education Department and/or Public Education Commission written certification to PSFA that a condition exists that warrants an award adjustment or suspension due to a school closure, charter revocation, financial violation or irregularities, and/or adjustments to certified attendance numbers (MEM counts). Adjustments to lease amounts may also be made due to a lease termination or amendment. Reimbursements are contingent on the submittal of an E-Occupancy certificate, current facility master plan, audit report, invoices and other statutory requirements, as set forth in the application.

IV. Executive Summary:**Staff Recommendation:**

Approve the motion to update the existing Lease Assistance Awards to Sacramento School of Engineering and Science and Sun Mountain Community School to reflect the 80th day MEM counts for new charter schools, as required by statute and PSCOC policy.

Key Points:

The PSCOC made the FY26 Lease Assistance Awards at the December PSCOC meeting.

- The lease assistance application was open July 1, 2025, through August 15, 2025.
- PSFA received 111 lease assistance applications.
- Two new charter schools submitted applications and were awarded based on expected enrollment at the beginning of the school year. Per Section 22-24-4 NMSA 1978, and PSCOC policy, new charter schools in their first year of operation must have the MEM

confirmed to the 80th day of the school year, and the lease assistance award adjusts accordingly if needed.

- Sacramento School of Engineering and Science
 - The expected enrollment at the time of award was 65, but the 80th day MEM was 32. Therefore, the lease assistance award must decrease by \$27,695.
- Sun Mountain Community School
 - The expected enrollment at the time of award was 117, but the 80th day MEM count was 115. Therefore, the lease assistance award must decrease by \$1,679.

Exhibit(s):

A - Updated FY26 Lease Assistance Awards for Sacramento School of Engineering and Science and Sun Mountain Community School

B - Updated FY26 Lease Assistance Program Detail Summary - June 2026

Exhibit A - Updated FY26 Lease Assistance Awards - June 2026

Original Lease Assistance Award						Updated Lease Assistance Award							
		LEASE	MEM		FY26 LEASE ASSISTANCE AWARD AMOUNT		LEASE	MEM		UPDATED FY26 LEASE ASSISTANCE AWARD AMOUNT			
A	B	C	D	E	F	G	H	I	J	K	L	M	N
District	State / District	School	Annual Lease Amount	Estimated 2025-26 MEM	Lease Assistance Calculation Based on MEM (\$839.25 per MEM)	Lease Assistance Amount (Lesser of Calc. Based on MEM or Lease)	Basis of Lease Assistance (MEM or Lease)	Annual Lease Amount	Actual 2025-26 80-Day MEM	Lease Assistance Calculation Based on MEM (\$839.25 per MEM)	UPDATED Lease Assistance Amount	Basis of Lease Assistance (MEM or Lease)	Difference
Alamogordo	S	Sacramento School of Engineering and Science (NEW CHARTER)	\$ 180,000.00	65.00	\$ 54,551	\$ 54,551	MEM	\$ 180,000.00	32.00	\$ 26,856	\$ 26,856	MEM	\$ (27,695)
Santa Fe	S	Sun Mountain Community School (NEW CHARTER)	\$ 192,000.00	117.00	\$ 98,192	\$ 98,192	MEM	\$ 192,000.00	115.00	\$ 96,514	\$ 96,514	MEM	\$ (1,679)

Total Decrease to Lease Assistance Program \$ (29,374)

Updated data

Exhibit B - FY26 Lease Assistance Program Detail Summary - June 2026
MEM Rate: \$839.25 per MEM

Exhibit B

				LEASE	MEM		FY26 LEASE ASSISTANCE AWARD AMOUNT	
A	B	C		D	E	F	G	H
District	State / District	School		Annual Lease Amount	2024-25 MEM	Lease Assistance Calculation Based on MEM (\$839.25 per MEM)	Lease Assistance Amount (Lesser of Calc. Based on MEM or Lease) (D or F)	Basis of Lease Assistance (MEM or Lease)
1	Alamogordo	S	Sacramento School of Engineering and Science (NEW CHARTER)	\$ 180,000.00	32.00	\$ 26,856	\$ 26,856	MEM
2	ABQ	D	ABQ Charter Academy	\$ 387,060.24	373.50	\$ 313,460	\$ 313,460	MEM
3	ABQ	D	ACE Leadership High School	\$ 404,033.76	295.50	\$ 247,998	\$ 247,998	MEM
4	ABQ	S	ACES Technical Charter School - Montgomery*	\$ 217,164.96	163.50	\$ 137,217	\$ 137,217	MEM
5	ABQ	S	ACES Technical Charter School - Lomas (NEW FACILITY)*	\$ 163,080.00	90.00	\$ 75,533	\$ 75,533	MEM
6	ABQ	S	Albuquerque Aviation Academy	\$ 739,270.56	308.00	\$ 258,489	\$ 258,489	MEM
7	ABQ	S	Albuquerque Bilingual Academy	\$ 585,928.56	310.50	\$ 260,587	\$ 260,587	MEM
8	ABQ	S	Albuquerque Collegiate Charter School	\$ 363,913.00	219.50	\$ 184,215	\$ 184,215	MEM
9	ABQ	D	Albuquerque Institute for Math & Science	\$ 538,585.39	303.50	\$ 254,712	\$ 254,712	MEM
10	ABQ	S	Albuquerque School of Excellence - Main*	\$ 686,121.00	524.50	\$ 440,187	\$ 440,187	MEM
11	ABQ	S	Albuquerque School of Excellence - ES*	\$1,029,516.00	453.00	\$ 380,180	\$ 380,180	MEM
12	ABQ	D	Albuquerque Talent Development Academy (NEW FACILITY)	\$ 152,093.92	124.00	\$ 104,067	\$ 104,067	MEM
13	ABQ	D	Alice King Community School	\$ 506,677.12	376.50	\$ 315,978	\$ 315,978	MEM
14	ABQ	S	Altura Preparatory School	\$ 428,906.52	261.50	\$ 219,464	\$ 219,464	MEM
15	ABQ	S	Amy Biehl High School	\$ 220,841.16	192.00	\$ 161,136	\$ 161,136	MEM
16	ABQ	S	Cesar Chavez Community School	\$ 228,927.96	193.50	\$ 162,395	\$ 162,395	MEM
17	ABQ	D	Christine Duncan's Heritage Academy	\$ 575,568.48	487.00	\$ 408,715	\$ 408,715	MEM
18	ABQ	D	Cien Aguas International School	\$ 490,279.56	417.50	\$ 350,387	\$ 350,387	MEM
19	ABQ	D	Coral Community Charter School	\$ 137,386.80	209.25	\$ 175,613	\$ 137,387	LEASE
20	ABQ	D	Corrales International School	\$ 408,000.00	234.50	\$ 196,804	\$ 196,804	MEM
21	ABQ	S	Cottonwood Classical Preparatory School	\$1,550,000.04	850.50	\$ 713,782	\$ 713,782	MEM
22	ABQ	D	Digital Arts and Technology Academy	PSCOC	320.50	\$ 268,980	\$ 268,980	MEM
23	ABQ	D	East Mountain High School	\$ 392,200.08	416.00	\$ 349,128	\$ 349,128	MEM
24	ABQ	D	El Camino Real Academy	\$ 702,649.08	340.00	\$ 285,345	\$ 285,345	MEM
25	ABQ	S	Explore Academy - Gulton*	\$2,275,043.00	959.00	\$ 804,841	\$ 804,841	MEM
26	ABQ	S	Explore Academy - Masthead*	\$1,038,725.00	404.00	\$ 339,057	\$ 339,057	MEM
27	ABQ	D	Gilbert L. Sena Charter HS	\$ 178,500.00	175.00	\$ 146,869	\$ 146,869	MEM
28	ABQ	D	Gordon Bernell Charter School	\$ 201,063.60	188.00	\$ 157,779	\$ 157,779	MEM
29	ABQ	D	Health Leadership High School	\$ 458,659.80	229.50	\$ 192,608	\$ 192,608	MEM
30	ABQ	S	Horizon Academy West	\$ 478,533.34	493.00	\$ 413,750	\$ 413,750	MEM
31	ABQ	D	Los Puentes Charter School (Archer Academy of Accelerated Learning)	\$ 156,387.60	159.50	\$ 133,860	\$ 133,860	MEM
32	ABQ	D	Mark Armijo Academy	\$ 114,142.81	236.00	\$ 198,063	\$ 114,143	LEASE
33	ABQ	S	Mission Achievement and Success 1.0 - Yale*	\$1,109,244.01	1085.00	\$ 910,586	\$ 910,586	MEM
34	ABQ	S	Mission Achievement and Success 2.0 - Old Coors Road*	\$1,793,070.10	957.00	\$ 803,162	\$ 803,162	MEM
35	ABQ	D	Montessori of the Rio Grande	PSCOC	216.00	\$ 181,278	\$ 181,278	MEM
36	ABQ	D	Mountain Mahogany Community School	\$ 105,996.00	227.00	\$ 190,510	\$ 105,996	LEASE
37	ABQ	D	Native American Community Academy 1000 Indian School*	\$ 419,192.52	258.50	\$ 216,946	\$ 216,946	MEM
38	ABQ	D	Native American Community Academy 1100 Indian School*	\$ 69,788.40				
39	ABQ	D	Native American Community Academy CNM*	\$ 171,561.00	163.50	\$ 137,217	\$ 137,217	MEM
40	ABQ	S	New Mexico Academy for the Media Arts - CTE Bldg	\$ 101,232.60	118.00	\$ 99,032	\$ 99,032	MEM
41	ABQ	D	New Mexico International School	\$ 494,058.84	429.50	\$ 360,458	\$ 360,458	MEM
42	ABQ	S	Northpoint Charter School	\$ 431,676.36	144.00	\$ 120,852	\$ 120,852	MEM
43	ABQ	S	North Valley Academy	\$ 413,689.92	254.25	\$ 213,379	\$ 213,379	MEM
44	ABQ	D	Public Academy for Performing Arts	PSCOC	442.00	\$ 370,949	\$ 370,949	MEM
45	ABQ	S	Renaissance Academy Charter School	\$ 138,000.00	128.00	\$ 107,424	\$ 107,424	MEM
46	ABQ	S	Rio Grande Academy of Fine Arts	\$ 260,620.20	200.00	\$ 167,850	\$ 167,850	MEM
47	ABQ	D	Robert F. Kennedy Charter HS*	PSCOC	239.50	\$ 201,000	\$ 201,000	MEM
48	ABQ	D	Robert F. Kennedy Charter MS*	PSCOC	71.00	\$ 59,587	\$ 59,587	MEM
49	ABQ	D	Siembra Leadership HS - 524 Central*	\$ 147,633.48	480.50	\$ 403,260	\$ 403,260	MEM
50	ABQ	D	Siembra Leadership HS - 606 and 610 Central*	\$ 353,918.64				
51	ABQ	S	Solare Collegiate Charter School	\$1,020,000.00	302.00	\$ 253,454	\$ 253,454	MEM
52	ABQ	D	South Valley Academy	PSCOC	600.50	\$ 503,970	\$ 503,970	MEM
53	ABQ	D	Technology Leadership High School	\$ 846,600.00	337.50	\$ 283,247	\$ 283,247	MEM
54	ABQ	S	The Albuquerque Sign Language Academy	PSCOC	163.50	\$ 137,217	\$ 137,217	MEM
55	ABQ	S	The GREAT Academy	\$ 138,309.84	66.50	\$ 55,810	\$ 55,810	MEM
56	ABQ	D	The International School at Mesa del Sol	\$ 583,379.04	257.75	\$ 216,317	\$ 216,317	MEM
57	ABQ	S	The Montessori Academy - Montano*	\$ 741,036.00	445.00	\$ 373,466	\$ 373,466	MEM
58	ABQ	S	The Montessori Academy - El Pueblo (NEW FACILITY)*	\$ 477,030.84				
59	ABQ	D	The New America School - NM	\$ 107,999.04	129.50	\$ 108,683	\$ 107,999	LEASE
60	ABQ	S	Tierra Adentro of New Mexico	\$ 593,590.80	243.00	\$ 203,938	\$ 203,938	MEM
61	ABQ	S	21 st Century Public Academy	\$ 776,489.64	362.00	\$ 303,809	\$ 303,809	MEM
62	ABQ	D	Voz Collegiate Preparatory Charter School	\$ 374,004.00	122.50	\$ 102,808	\$ 102,808	MEM

Exhibit B - FY26 Lease Assistance Program Detail Summary - June 2026

MEM Rate: \$839.25 per MEM

				LEASE	MEM		FY26 LEASE ASSISTANCE AWARD AMOUNT	
A	B	C		D	E	F	G	H
District	State / District	School		Annual Lease Amount	2024-25 MEM	Lease Assistance Calculation Based on MEM (\$839.25 per MEM)	Lease Assistance Amount (Lesser of Calc. Based on MEM or Lease) (D or F)	Basis of Lease Assistance (MEM or Lease)
63	Aztec	D	Mosaic Academy Charter School	\$ 212,400.00	178.50	\$ 149,806	\$ 149,806	MEM
64	Carlsbad	D	Jefferson Montessori Academy	PSCOC	232.00	\$ 194,706	\$ 194,706	MEM
65	Central	S	Dream Dine Charter School	\$ 25,023.66	16.50	\$ 13,848	\$ 13,848	MEM
66	Cimarron	D	Moreno Valley Preparatory	\$ 57,000.00	45.00	\$ 37,766	\$ 37,766	MEM
67	Deming	D	Deming Cesar Chavez Charter High School	PSCOC	178.00	\$ 149,387	\$ 149,387	MEM
68	Espanola	S	McCurdy Charter School	\$ 699,600.00	553.00	\$ 464,105	\$ 464,105	MEM
69	Gallup	S	Dzil Dit'ooi School of Empowerment, Action, and Perseverance	\$ 56,243.52	58.00	\$ 48,677	\$ 48,677	MEM
70	Gallup	S	Hozho Academy - NM 564*	\$ 168,000.00	206.00	\$ 172,886	\$ 168,000	LEASE
71	Gallup	S	Hozho Academy - Park*	\$ 300,000.00	539.50	\$ 452,775	\$ 300,000	LEASE
72	Gallup	S	Middle College High School (NEW FACILITY)	\$ 396,297.60	153.00	\$ 128,405	\$ 128,405	MEM
73	Gallup	S	Six Directions Indigenous School	\$ 120,000.00	65.00	\$ 54,551	\$ 54,551	MEM
74	Jemez V.	S	San Diego Riverside Charter School	\$ 45,482.00	53.00	\$ 44,480	\$ 44,480	MEM
75	Jemez V.	S	Walatowa High Charter School	PSCOC	35.50	\$ 29,793	\$ 29,793	MEM
76	Las Cruces	S	Alma d'arte Charter HS	PSCOC	65.00	\$ 54,551	\$ 54,551	MEM
77	Las Cruces	S	Explore Academy - Las Cruces	\$1,140,100.26	550.50	\$ 462,007	\$ 462,007	MEM
78	Las Cruces	S	J. Paul Taylor Academy	PSCOC	200.00	\$ 167,850	\$ 167,850	MEM
79	Las Cruces	S	La Academia Dolores Huerta	PSCOC	93.50	\$ 78,470	\$ 78,470	MEM
80	Las Cruces	S	Raices del Saber Xinachtli Community School	\$ 145,372.62	119.50	\$ 100,290	\$ 100,290	MEM
81	Las Cruces	S	Sendero School of Academics and Career Preparation	\$ 307,836.00	213.00	\$ 178,760	\$ 178,760	MEM
82	Las Cruces	S	The New America School - Las Cruces	\$ 297,074.52	212.00	\$ 177,921	\$ 177,921	MEM
83	Los Lunas	S	School of Dreams Academy	\$ 687,773.76	429.25	\$ 360,248	\$ 360,248	MEM
84	Moriarty	S	Estancia Valley Classical Academy	\$ 918,762.60	558.00	\$ 468,302	\$ 468,302	MEM
85	Questa	S	Red River Valley Charter School	PSCOC	78.00	\$ 65,462	\$ 65,462	MEM
86	Rio Rancho	S	Explore Academy - Rio Rancho	\$1,171,379.21	405.50	\$ 340,316	\$ 340,316	MEM
87	Rio Rancho	S	Sandoval Academy of Bilingual Education (NEW FACILITY)	\$ 668,631.43	217.50	\$ 182,537	\$ 182,537	MEM
88	Rio Rancho	S	The ASK Academy - Main*	\$ 551,351.52	450.00	\$ 377,663	\$ 377,663	MEM
89	Rio Rancho	S	The ASK Academy - 6th Grade Academy*	\$ 109,958.64	100.50	\$ 84,345	\$ 84,345	MEM
90	Roswell	S	Early College High School	PSCOC	151.00	\$ 126,727	\$ 126,727	MEM
91	Roswell	S	New Mexico Military Institute (NEW APPLICANT)**	\$ 464,400.00	110.00	\$ 92,318	\$ 92,318	MEM
92	Roswell	D	Sidney Gutierrez Middle School*	\$ 46,206.48	65.00	\$ 54,551	\$ 46,206	LEASE
93	Roswell	D	Sidney Gutierrez - Elementary Component*	\$ 123,000.00	131.00	\$ 109,942	\$ 109,942	MEM
94	Santa Fe	S	Monte del Sol Charter School	\$ 253,752.00	356.00	\$ 298,773	\$ 253,752	LEASE
95	Santa Fe	S	New Mexico School for the Arts	\$ 554,905.24	331.50	\$ 278,211	\$ 278,211	MEM
96	Santa Fe	S	Sun Mountain Community School (NEW CHARTER)	\$ 192,000.00	115.00	\$ 96,514	\$ 96,514	MEM
97	Santa Fe	D	The Academy for Technology & the Classics	\$ 253,841.04	396.00	\$ 332,343	\$ 253,841	LEASE
98	Santa Fe	S	The MASTERS Program	\$ 164,423.00	257.50	\$ 216,107	\$ 164,423	LEASE
99	Santa Fe	S	THRIVE Community School	\$ 490,000.08	299.00	\$ 250,936	\$ 250,936	MEM
100	Santa Fe	S	Tierra Encantada Charter School	\$ 357,997.56	256.50	\$ 215,268	\$ 215,268	MEM
101	Santa Fe	S	Turquoise Trail Charter School	PSCOC	585.00	\$ 490,961	\$ 490,961	MEM
102	Silver	S	Aldo Leopold Charter School	\$ 150,000.00	195.00	\$ 163,654	\$ 150,000	LEASE
103	Socorro	D	Cottonwood Valley Charter School	\$ 121,275.12	170.00	\$ 142,673	\$ 121,275	LEASE
104	Taos	D	Anansi Charter School	\$ 192,291.00	196.50	\$ 164,913	\$ 164,913	MEM
105	Taos	S	Taos Academy Charter School	\$ 180,535.92	242.00	\$ 203,099	\$ 180,536	LEASE
106	Taos	S	Taos Integrated School of the Arts*	\$ 16,610.00	215.00	\$ 180,439	\$ 180,439	MEM
107	Taos	S	Taos Integrated School of the Arts (NEW LEASE)*	\$ 203,539.56				
108	Taos	S	Taos International School	\$ 363,564.00	169.50	\$ 142,253	\$ 142,253	MEM
109	Taos	D	Taos Municipal Charter School	\$ 160,000.00	215.50	\$ 180,858	\$ 160,000	LEASE
110	Taos	S	Vista Grande High School	PSCOC	67.50	\$ 56,649	\$ 56,649	MEM
111	W. Las Vegas	D	Rio Gallinas School of Ecology and the Arts	\$ 56,000.00	79.00	\$ 66,301	\$ 56,000	LEASE

UPDATED: Total FY26 Lease Assistance Award Amount **\$24,030,326**

ORIGINAL: Total FY26 Lease Assistance Award Amount (as of January 2026) **\$24,059,700**

Difference **-\$29,374**

Notes:

* If a charter has two sites used by all students, then the charter may use the entire 80/120 MEM count for both sites, but in no case shall the lease assistance to any school exceed the calculated per MEM amount for the school.

If a charter has two sites that are utilized by separate groups of students, the 80/120 MEM count will be divided, according to usage, between the two sites.

** School has completed application to allow for calculated lease assistance for award, but additional information is needed before an award can be made.

I. FY27 Capital Funding Programs – Eligibility and Application Announcement**II. Presenter(s):** Marcos B. Trujillo, Executive Director**III. Potential Motion:**

Council approval to release the FY27 Capital Funding Application Announcement, which specifies the eligibility for the funding programs as follows:

- **Option 1:**

- Standards-based funding program will be temporarily on hold for FY27 to ensure adequate evaluation of PSFA operations is conducted. Evaluations to include cost control measures, the APG revamp is near completion, policies for prototype and regionalizing of awards and other council priorities are in place.
- Pre-kindergarten facility eligibility: school districts and schools with Pre-kindergarten programs.
- Systems-based eligibility: school facilities deemed category 1 (life/ health/ safety):
 - System-based requests will be considered by Council semi-annually in two rounds to allow schools enough lead time to complete work during the summer and winter break.
 - Eligible systems identified as category 1(life/ health/ safety) in the Facilities Assessment Database regardless of ranked position to only include exterior envelope, mechanical, electrical, plumbing, special systems, site drainage and utilities.

- **Option 2:**

- Standards-based eligibility: school facilities within the top 25, as listed in the final FY27 wNMCI ranking.
- Systems-based eligibility: school facilities within the top 100, as listed in the final FY27 wNMCI ranking.
 - System-based requests will be considered by Council semi-annually in two rounds to allow schools enough lead time to complete work during the summer and winter break.

- Eligible systems: exterior envelope, mechanical, electrical, plumbing, special systems, site drainage and utilities;
- Any system identified as category 1 (life/ health/ safety) in the Facilities Assessment Database regardless of ranked position; or
- Demolition of any district owned abandoned facility.
- Pre-kindergarten facility eligibility: school districts and schools with Pre-kindergarten programs.

IV. Executive Summary:

Staff Recommendation:

Staff recommends approval of option 1 to temporarily suspend the Standards-based funding program with approval of the Pre-Kindergarten funding program and Systems-based eligibility: school facilities deemed category 1 (life/ health/ safety).

Key Points:

The Capital Funding Application Announcement serves as official notification and release of the application cycle to all school districts and charter schools.

- PSFA Executive Leadership is very concerned with staff capacity and the significant cost increases for recent requests and currently recommends suspending the FY27 Standards-based applications funding programs.
- The Pilot Teacher Housing Program is on hold pending further analysis which will include the following:
 - PSFA staff will continue the work initiated through the workgroups to better assess the impacts of the pilot program and the state’s teacher housing investments. Staff will gather additional information from school districts to evaluate outcomes related to educator recruitment and retention, as well as the ongoing need for teacher housing statewide.
 - During the interim, PSFA staff will also research and present potential paths forward for teacher housing initiatives. Recommendations may include more targeted approaches by PSFA, as well as opportunities to collaborate with other agencies and organizations addressing broader workforce housing needs across New Mexico.

Exhibit(s):


A – FY27 Capital Funding Application Announcement

B – FY27 Capital Funding Programs Eligibility

State of New Mexico
Public School Capital Outlay Council

PSCOC ChairJoe Guillen, *NMSBA***PSCOC Members**

Charles Sallee, *LFC*
 Stewart Ingham, *PEC*
 Mariana Padilla, *PED*
 Ashley Leach, *DFA*
 Clay Bailey, *CID*
 Elizabeth Groginsky, *GO*
 John Sena, *LESC*
 Shawna Casebier, *LCS*

**Public School Facilities Authority**

Marcos B. Trujillo | Executive Director
 Sean Murray | Deputy Director of Capital Operations
 Larry Tillotson | Deputy Director of Operations, Quality, & Outreach

1312 Basehart SE, Suite 200
 Albuquerque, NM 87106

(505) 843-6272

<https://www.nmpsfa.org/>

MEMORANDUM

To: School Districts and Charter Schools

From: Marcos B. Trujillo, Executive Director

Date: July 1, 2026

Subject: FY27 Capital Funding Applications

The Public School Capital Outlay Council (PSCOC) has opened the FY27 Capital Funding Applications cycle for Pre-Kindergarten and Systems-based School facilities with any system identified in the FAD as category 1 (indicating critical issues that pose immediate threats to life, health or safety within the facility), regardless of the current ranking.

The FY27 funding cycle will be open from July 1, 2026, through September 30, 2026.

- **System-based only** requests are tentatively scheduled to be awarded in two rounds semi-annually in December 2026 and May 2027.
- Pre-kindergarten facility eligibility: school districts and schools with Pre-kindergarten programs.

Highlight of key dates:

- July 1, 2026 – “Letter of Intent” released
- September 30, 2026 – Applications close
- December 2026 (tentatively)- Systems-based only (Round 1)
- May 2027 PSCOC Meeting – Pre-K and Systems-based (Round 2) Awards

For questions or further details about these initiatives and/or the application process, contact:

- The Programs Team at programs@nmpsfa.org

SYSTEMS-BASED CAPITAL OUTLAY
 Replacement or upgrade of select building systems.

Eligibility for Systems-based capital outlay awards:

- School facilities with any system identified in the FAD as a **category 1** (indicating critical issues that pose immediate threats to life, health or safety within the facility), *regardless of the current ranking*.
 - Eligible systems:
 - Exterior Envelope: roof, walls, windows, doors
 - Mechanical
 - Electrical
 - Plumbing
 - Special Systems: fire detection, fire suppression, communications
 - Site Drainage and Utilities

Systems-based awards must have a minimum total project cost of \$200,000.

PRE-KINDERGARTEN
 New, replacement, renovation or addition of Pre-kindergarten facilities

- School districts and schools with Pre-kindergarten programs

REQUIREMENTS FOR ALL CAPITAL FUNDING PROGRAMS

- Match requirements per the state/local match percentage at the time of the award.
 - The district/charter is willing and able to fund the local match of the project’s total cost.
 - Contingent on available state funding, the PSCOC may consider requests for local match reductions or advances, pursuant to statute criteria.
- Prerequisites:
 - Planning
 - Current Facility Master Plan (FMP).
 - FMP includes and prioritizes the requested capital improvement project.
 - Maintenance
 - Current Preventive Maintenance (PM) plan.
 - Consistent use of Facility Information Management System (FIMS).
 - Recommended facility maintenance assessment report (FMAR) minimal score of 70%, satisfactory.

I. FY27 Lease Assistance Application Announcement**II. Presenter(s):** Jillian Pappan, Programs Manager**III. Potential Motion:**

Council authorization to release the FY27 Lease Assistance Application announcement, FY27 PSCOC application for Lease Assistance for facilities, and applicable certification forms. Applications will be released July 1st, 2026, and are due August 14th, 2026. Awards are tentatively scheduled for the November PSCOC meeting.

IV. Executive Summary:**Staff Recommendation:**

Release the FY27 Lease Assistance Application, July 1st through August 14th, 2026.

Key Points:**Timeline:**

- July 1st - PSFA will release the Lease Assistance Application Memo and open the online application
- August 14th – Lease Assistance Application closes
- August - November – PSFA will review applications; communicate with charters as needed to correct/resubmit applications and documents necessary to determine eligibility and calculate awards
 - PSFA will calculate lease assistance awards, contingent upon receiving correct data and documents
- November (tentative) – Lease Assistance Awards

Exhibit(s):

A – FY27 PSCOC Lease Assistance Application Memo



State of New Mexico
Public School Facilities Authority

Marcos B. Trujillo | Executive Director
 Sean Murray | Deputy Director of Capital Operations
 Larry Tillotson | Deputy Director of Operations, Quality, & Outreach

DATE: Wednesday, July 1, 2026
 TO: Charter Schools and School Districts
 FROM: Marcos Trujillo, Executive Director

MEMORANDUM

RE: FY27 PSCOC Lease Assistance Application

New Mexico statute provides that the Public School Capital Outlay Council (PSCOC) shall approve lease assistance awards for reimbursements to school districts and charter schools for leasing facilities.

Please be advised that the FY27 Lease Assistance Application release date is set for July 1, 2026. The applications will be due to PSFA on August 14, 2026, with awards tentatively scheduled for the November PSCOC meeting.

As required by statute, the charter school **must have a current 5-year Facility Master Plan and a current Audit**. Any lease reimbursement award will be contingent upon compliance with these two statutory requirements.

Please be advised that effective July 1, 2015, a new charter school shall not open and an existing charter school shall not be renewed unless certain criteria are met. Criteria are pursuant to ***Subsection D of Section 22-8B-4.2 NMSA 1978***. The requirements per statute are:

D. On or after July 1, 2015, a new charter school shall not open and an existing charter shall not be renewed unless the charter school:

(1) is housed in a building that is:

(a) owned by the charter school, the school district, the state, an institution of the state, another political subdivision of the state, the federal government or one of its agencies or a tribal government; or

(b) subject to a lease-purchase arrangement that has been entered into and approved pursuant to the Public School Lease Purchase Act; or

(2) if it is not housed in a building described in Paragraph (1) of this subsection, demonstrates that:

(a) the facility in which the charter school is housed meets the statewide adequacy standards developed pursuant to the Public School Capital Outlay Act and the owner of the facility is contractually obligated to maintain those standards at no additional cost to the charter school or the state; and

(b) either:

1) public buildings are not available or adequate for the educational program of the charter school; or

2) the owner of the facility is a nonprofit entity specifically organized for the purpose of providing the facility for the charter school.

School administrators and business managers will receive the link to the web-based Lease Assistance application, information, and directions via email once the application is open.

For more information, please contact: charters@nmfsfa.org.

Sincerely,

Marcos Trujillo, PSFA Executive Director

V. Awards Cycle

A. FY26 Capital Outlay Awards Overview

B. FY26 Capital Outlay Standards-based Awards* (20) – \$4,348,960

* Denotes potential action by the PSCOC

I. FY26 Capital Outlay Awards Overview

II. **Presenter(s):** Claude Morelli, Planning and Design Manager

III. **Executive Summary (Informational):**

FY26 Award Package – Summary of Proposed Actions: This memorandum is a consolidated summary of the FY26 school capital outlay applications and explains how they are organized. PSFA received 26 Standards-based, 42 Systems-based, 12 demolition, 1 Pre-K, and 7 teacher housing pre-applications. Of these, 4 Standards-based and 8 Systems-based proposals did not rank high enough for funding this cycle and were screened out from further consideration. In addition, districts withdrew 12 Systems projects and 5 demolition projects. A complete listing of proposed projects and funding amounts is provided in **Exhibit A**.

Three-Phase Delivery Approach: To ensure effective management of these proposed awards, staff is recommending a return to a three-phase project delivery structure. This approach—consisting of Phase 1 (Planning and Assessment), Phase 2 (Design), and Phase 3 (Construction)—provides a clear framework for advancing projects while maintaining control over scope, schedule, and cost.

The intent of Phase 1 is to establish planning and assessment as the foundational stage for all Standards-based projects. Phase 1 will control scope before design begins, confirm project readiness, and establish clear expectations for design development. This approach responds to issues that have emerged in prior cycles in which projects moved directly into design, which reduced control over scope definition and contributed to increases in maximum allowable construction cost as design development expanded project parameters. Phase 1 also helps address capacity constraints within PSFA and among smaller districts that require additional support before advancing into design. In addition, Phase 1 allows PSFA to manage a significantly increased volume of applications, stabilize delivery timelines for projects already in the pipeline, and improve alignment between project scope, district readiness, and available funding.

Phase 2 advances approved projects into full design development once Phase 1 confirms readiness. Phase 3 provides construction funding after completion of design and Council approval. This structure strengthens scope control, improves cost discipline, and prevents uncontrolled expansion of project scope during design that increases overall maximum allowable construction cost.

Standards-based Project Summaries and Exhibits: A summary and supporting exhibit is provided for each proposed Standards-based award in Part V.B of the Council Agenda. The exhibits are designed to provide an easy-to-read narrative overview and justification for each project, along with eligibility criteria for the project, enrollment data for the school, district financial information, a site map, building information, and a table showing historical PSCOC funding. The structure is designed to provide project-level clarity and ensure Council has consistent information for each recommended action it will consider.

Proposed Planning and Assessment (P&A) Awards: Staff is proposing that 14 of the Standards-based projects receive what PSFA is calling “Planning and Assessment” awards. The purpose of these awards is to:

- Identify risks and cost-reduction strategies.
- Evaluate district capacity to meet local match obligations.
- Evaluate district capacity to maintain new facilities over the long term.
- Help districts plan and manage project delivery.
- Engage stakeholders.
- Perform various technical analyses required before design work begins.

SUPPLEMENTAL MATERIAL

FY26 Capital Outlay Awards Overview

Exhibit B provides a table showing the proposed P&A scope-of-work items. Each district would work with PSFA to refine its scope of work. The intent is to provide the Council with objective, thoroughly vetted information to inform future decisions on each proposed project.

Upon completing the P&A work, each district could return to PSCOC and request out-of-cycle design funding to replace its existing school with a new facility. Any subsequent design work would need to comply with the specifications and requirements developed through the P&A process.

Three-Phase Standards-based Capital Outlay Awards: Staff recommends that two Standards-based projects proceed under the three-phase delivery structure, beginning with Phase 1 (Planning and Assessment), followed by Phase 2 (Design) and Phase 3 (Construction). After completing Phase 1, each district may return to PSCOC to request Phase 2 design funding and, following Council approval, Phase 3 construction funding.

Staff recommends that one additional Standards-based project, a limited-scope kitchen renovation, proceed directly into Phase 2 (Design) and Phase 3 (Construction) without completing Phase 1, due to the defined and limited nature of the scope.

Pre-K Project: Staff recommends Council approval of a Pre-K Capital Outlay award to Reserve Independent Schools for a Pre-K facility at Reserve Combined School, as presented in Item IV.C of the Council Agenda.

Systems-based Projects: A list of all Systems-based capital outlay projects proposed for approval is provided in the Systems-based Awards Executive Summary in Part IV.D of the Council Agenda. The list identifies the applicable facility scope and funding split between state and local match. The projects include HVAC, roofing, electrical, fire alarm, structural, plumbing, and related system replacements or upgrades across multiple districts and charter schools.

Demolition Projects: A list of all demolition projects proposed for approval is provided in the Demolition Awards Executive Summary in Part IV.E of the Council Agenda. The projects include removal of abandoned, unused, or functionally obsolete facilities across multiple districts and state charter schools. All projects are proposed to be funded at 100 percent state share with no local match. Eligibility is based on statutory criteria under Section 22-24-4(L) NMSA 1978, including abandoned status, lack of practical reuse without substantial renovation, or costs that outweigh any reasonable benefit of continued maintenance or insurance coverage.

Exhibit(s):

A- FY26 Capital Outlay Application Summary and Funding Table

B- FY26 Standards-based Planning and Assessment Scopes of Work (by District)

Exhibit A

Table A-1: FY26 Awards Cycle - Standards-Based Projects

Project ID	Project Type	District	School	Local Match	Budget Estimate	Fiscal Year 2026				Fiscal Year 2027				Out Year				
						Phase 1 (Planning and Assessment)				Phase 2 (Design)				Phase 3 (Construction)				
						Local	State	Federal	TOTAL	Local	State	Federal	TOTAL	Local	State	Federal	TOTAL	
1	Standards	Albuquerque	Eldorado HS	63%	\$77.3 million	↑	↑	\$ -	↑	\$ -	\$ -	\$ -	\$ -	\$ -	\$ -	\$ -	\$ -	\$ -
2	Standards	Albuquerque	Highland HS	63%	\$52.3 million	\$ 103,950	\$ 61,050	\$ -	\$ 165,000	\$ -	\$ -	\$ -	\$ -	\$ -	\$ -	\$ -	\$ -	\$ -
3	Standards	Albuquerque	Mary Ann Binford ES	63%	\$19.9 million	↓	↓	\$ -	↓	\$ -	\$ -	\$ -	\$ -	\$ -	\$ -	\$ -	\$ -	\$ -
4	Standards	Corona	Corona ES/MS/HS Combined School	32%	\$54.0 million	\$ 218,240	\$ 463,760	\$ -	\$ 682,000	\$ -	\$ -	\$ -	\$ -	\$ -	\$ -	\$ -	\$ -	\$ -
5	Standards	Espanola	Espanola Valley HS	55%	\$104.2 million	\$ 423,500	\$ 346,500	\$ -	\$ 770,000	\$ -	\$ -	\$ -	\$ -	\$ -	\$ -	\$ -	\$ -	\$ -
6	Standards	House	House ES/MS/HS Combined School	5%	\$57.4 million	\$ 24,750	\$ 470,250	\$ -	\$ 495,000	\$ -	\$ -	\$ -	\$ -	\$ -	\$ -	\$ -	\$ -	\$ -
7	Standards	Jemez Mtn	Coronado ES/MS/HS Combined School	47%	\$57.2 million	\$ 232,650	\$ 262,350	\$ -	\$ 495,000	\$ -	\$ -	\$ -	\$ -	\$ -	\$ -	\$ -	\$ -	\$ -
8	Standards	Las Cruces	Mayfield HS	57%	\$269.4 million	\$ 31,350	\$ 23,650	\$ -	\$ 55,000	\$ -	\$ -	\$ -	\$ -	\$ -	\$ -	\$ -	\$ -	\$ -
9	Standards	Las Cruces	White Sands ES/MS	57%	\$92.7 million	\$ -	\$ -	\$ -	\$ -	\$ -	\$ -	\$ -	\$ -	\$ -	\$ -	\$ -	\$ -	\$ -
10	Standards	Mesa Vista	Mesa Vista Combined MS/HS	36%	\$33.0 million	\$ 178,200	\$ 316,800	\$ -	\$ 495,000	\$ -	\$ -	\$ -	\$ -	\$ -	\$ -	\$ -	\$ -	\$ -
11	Standards	Mora	Mora ES/MS/HS Combined School	43%	\$45.0 million	\$ 212,850	\$ 282,150	\$ -	\$ 495,000	\$ -	\$ -	\$ -	\$ -	\$ -	\$ -	\$ -	\$ -	\$ -
12	Standards	Mountainair	Mountainair Elementary School	29%	\$42.0 million	\$ 54,230	\$ 132,770	\$ -	\$ 187,000	\$ -	\$ -	\$ -	\$ -	\$ -	\$ -	\$ -	\$ -	\$ -
13	Standards	Questa	Questa ES/MS/HS Combined School	63%	\$45.0 million	\$ 311,850	\$ 183,150	\$ -	\$ 495,000	\$ -	\$ -	\$ -	\$ -	\$ -	\$ -	\$ -	\$ -	\$ -
14	Standards	Roswell	Roswell HS	32%	\$0.75 million	\$ 35,200	\$ 74,800	\$ -	\$ 110,000	\$ -	\$ -	\$ -	\$ -	\$ -	\$ -	\$ -	\$ -	\$ -
15	Standards	Roswell	Goddard HS	32%	\$0.75 million	\$ 35,200	\$ 74,800	\$ -	\$ 110,000	\$ -	\$ -	\$ -	\$ -	\$ -	\$ -	\$ -	\$ -	\$ -
16	Standards	Roy	Roy PreK-12 Combined School	0%	TBD	\$ -	\$ 517,000	\$ -	\$ 517,000	\$ -	\$ -	\$ -	\$ -	\$ -	\$ -	\$ -	\$ -	\$ -
17	Standards	Santa Rosa	Santa Rosa Combined ES/MS/HS School	26%	\$93.6 million	\$ 177,320	\$ 504,680	\$ -	\$ 682,000	\$ -	\$ -	\$ -	\$ -	\$ -	\$ -	\$ -	\$ -	\$ -
18	Standards	SODA	School of Dreams Academy	41%	TBD	\$ 45,100	\$ 64,900	\$ -	\$ 110,000	\$ -	\$ -	\$ -	\$ -	\$ -	\$ -	\$ -	\$ -	\$ -
19	Standards	Taos	Taos Middle School	63%	\$70.0 million	\$ 155,925	\$ 91,575	\$ -	\$ 247,500	\$ -	\$ -	\$ -	\$ -	\$ -	\$ -	\$ -	\$ -	\$ -
20	Standards	Clovis	Clovis HS	36%	\$158.0 million	\$ 108,900	\$ 193,600	\$ -	\$ 302,500	\$ 5,688,000	\$ 10,112,000	\$ -	\$ 15,800,000	\$ 51,083,100	\$ 90,814,400	\$ -	\$ 141,897,500	
21	Standards	Las Cruces	Highland ES	57%	\$4.4 million	\$ -	\$ -	\$ -	\$ -	\$ 250,800	\$ 189,200	\$ -	\$ 440,000	\$ 2,257,200	\$ 1,702,800	\$ -	\$ 3,960,000	
22	Standards	Truth or Consequences	Truth or Consequences Middle School	61%	\$40.4 million	\$ 251,625	\$ 160,875	\$ -	\$ 412,500	\$ 2,464,400	\$ 1,575,600	\$ -	\$ 4,040,000	\$ 21,927,975	\$ 14,019,525	\$ -	\$ 35,947,500	
TOTAL					\$1.32 billion	\$ 2,600,840	\$ 4,224,660	\$ -	\$ 6,825,500	\$ 8,403,200	\$ 11,876,800	\$ -	\$ 20,280,000	\$ 75,268,275	\$ 106,536,725	\$ -	\$ 181,805,000	

Note: Budget estimates are preliminary and subject to change based on Phase 1 analysis.

Table A-2: FY26 Awards Cycle - PreK Projects

Project ID	Project Type	District	School	Local Match	Budget Estimate	Fiscal Year 2026				Fiscal Year 2027				Out Year			
						Phase 1 (Planning and Assessment)				Phase 2 (Design)				Phase 3 (Construction)			
						Local	State	Federal	TOTAL	Local	State	Federal	TOTAL	Local	State	Federal	TOTAL
1	PreK	Reserve	Reserve Combined School	26%	\$1.4 million	\$ -	\$ -	\$ -	\$ -	\$ 36,400	\$ 103,600	\$ -	\$ 140,000	\$ 327,600	\$ 932,400	\$ -	\$ 1,260,000
TOTAL					\$1.40 million	\$ -	\$ -	\$ -	\$ -	\$ 36,400	\$ 103,600	\$ -	\$ 140,000	\$ 327,600	\$ 932,400	\$ -	\$ 1,260,000

Exhibit A

Table A-3: FY26 Awards Cycle - Systems-Based Projects

Project ID	Project Type	District	School	Local Match	Budget Estimate	Fiscal Year 2026				Fiscal Year 2026				Out Year			
						Phase 1 (Planning and Assessment)				Phase 2 (Design)				Phase 3 (Construction)			
						Local	State	Federal	TOTAL	Local	State	Federal	TOTAL	Local	State	Federal	TOTAL
1	Systems	Albuquerque	Apache ES	63%	\$4.8 million	\$ -	\$ -	\$ -	\$ -	\$ 302,482	\$ 177,648	\$ -	\$ 480,130	\$ 2,722,338	\$ 1,598,833	\$ -	\$ 4,321,171
2	Systems	Albuquerque	Chaparral ES	63%	\$7.5 million	\$ -	\$ -	\$ -	\$ -	\$ 469,660	\$ 275,832	\$ -	\$ 745,492	\$ 4,226,937	\$ 2,482,487	\$ -	\$ 6,709,424
3	Systems	Albuquerque	Hayes MS	63%	\$4.8 million	\$ -	\$ -	\$ -	\$ -	\$ 304,333	\$ 178,735	\$ -	\$ 483,068	\$ 2,738,998	\$ 1,608,618	\$ -	\$ 4,347,616
4	Systems	Albuquerque	New Futures HS	63%	\$4.0 million	\$ -	\$ -	\$ -	\$ -	\$ 254,560	\$ 149,504	\$ -	\$ 404,064	\$ 2,291,041	\$ 1,345,532	\$ -	\$ 3,636,572
5	Systems	Albuquerque	Tomasita ES	63%	\$2.8 million	\$ -	\$ -	\$ -	\$ -	\$ 174,784	\$ 102,651	\$ -	\$ 277,434	\$ 1,573,053	\$ 923,857	\$ -	\$ 2,496,910
6	Systems	Animas	Animas ES	11%	\$5.7 million	\$ -	\$ -	\$ -	\$ -	\$ 62,638	\$ 506,797	\$ -	\$ 569,435	\$ 563,740	\$ 4,561,171	\$ -	\$ 5,124,911
7	Systems	Animas	Animas MS/HS	11%	\$2.8 million	\$ -	\$ -	\$ -	\$ -	\$ 31,255	\$ 252,885	\$ -	\$ 284,140	\$ 281,299	\$ 2,275,961	\$ -	\$ 2,557,260
8	Systems	Aztec	Vista Nueva Alternative HS	63%	\$0.6 million	\$ -	\$ -	\$ -	\$ -	\$ 35,986	\$ 21,135	\$ -	\$ 57,121	\$ 323,877	\$ 190,214	\$ -	\$ 514,091
9	Systems	Deming	Chaparral ES	27%	\$1.7 million	\$ -	\$ -	\$ -	\$ -	\$ 46,835	\$ 126,628	\$ -	\$ 173,462	\$ 421,514	\$ 1,139,648	\$ -	\$ 1,561,162
10	Systems	Hobbs	College Lane ES	63%	\$0.8 million	\$ -	\$ -	\$ -	\$ -	\$ 52,329	\$ 30,733	\$ -	\$ 83,062	\$ 470,962	\$ 276,597	\$ -	\$ 747,559
11	Systems	Hobbs	Stone ES	63%	\$0.7 million	\$ -	\$ -	\$ -	\$ -	\$ 44,949	\$ 26,399	\$ -	\$ 71,348	\$ 404,541	\$ 237,588	\$ -	\$ 642,129
12	Systems	Jemez Mountain	Lybrook ES/MS	47%	\$2.5 million	\$ -	\$ -	\$ -	\$ -	\$ 118,694	\$ 133,847	\$ -	\$ 252,541	\$ 1,068,249	\$ 1,204,621	\$ -	\$ 2,272,870
13	Systems	Las Cruces	Desert Bloom (formerly Cesar Chavez) ES	57%	\$2.1 million	\$ -	\$ -	\$ -	\$ -	\$ 118,640	\$ 89,500	\$ -	\$ 208,140	\$ 1,067,757	\$ 805,501	\$ -	\$ 1,873,258
14	Systems	Las Cruces	Conlee ES	57%	\$5.7 million	\$ -	\$ -	\$ -	\$ -	\$ 326,813	\$ 246,543	\$ -	\$ 573,356	\$ 2,941,318	\$ 2,218,889	\$ -	\$ 5,160,208
15	Systems	Rio Rancho	Eagle Ridge MS	63%	\$4.3 million	\$ -	\$ -	\$ -	\$ -	\$ 271,555	\$ 159,485	\$ -	\$ 431,040	\$ 2,443,997	\$ 1,435,363	\$ -	\$ 3,879,360
16	Systems	Rio Rancho	Enchanted Hills ES	63%	\$2.9 million	\$ -	\$ -	\$ -	\$ -	\$ 185,220	\$ 108,780	\$ -	\$ 294,000	\$ 1,666,980	\$ 979,020	\$ -	\$ 2,646,000
17	Systems	Roy	Roy PreK-12 Combined School	0%	TBD	\$ -	\$ -	\$ -	\$ -	\$ -	\$ -	\$ -	\$ -	\$ -	\$ -	\$ -	\$ -
18	Systems	Ruidoso	White Mountain ES	63%	\$5.7 million	\$ -	\$ -	\$ -	\$ -	\$ 359,169	\$ 210,941	\$ -	\$ 570,110	\$ 3,232,522	\$ 1,898,465	\$ -	\$ 5,130,987
19	Systems	Silver	G.W. Stout ES	63%	\$3.2 million	\$ -	\$ -	\$ -	\$ -	\$ 199,263	\$ 117,027	\$ -	\$ 316,290	\$ 1,793,364	\$ 1,053,245	\$ -	\$ 2,846,609
20	Systems	West Las Vegas	Rio Gallinas Charter School	17%	\$1.0 million	\$ -	\$ -	\$ -	\$ -	\$ 17,192	\$ 83,938	\$ -	\$ 101,130	\$ 154,729	\$ 755,440	\$ -	\$ 910,169
21	Systems	West Las Vegas	Union Street ES	17%	\$1.6 million	\$ -	\$ -	\$ -	\$ -	\$ 27,323	\$ 133,398	\$ -	\$ 160,721	\$ 245,903	\$ 1,200,586	\$ -	\$ 1,446,489
22	Systems	West Las Vegas	Valley Combined ES/MS	17%	\$6.8 million	\$ -	\$ -	\$ -	\$ -	\$ 115,140	\$ 562,155	\$ -	\$ 677,295	\$ 1,036,261	\$ 5,059,391	\$ -	\$ 6,095,652
TOTAL					\$72.13 million	\$ -	\$ -	\$ -	\$ -	\$ 3,518,820	\$ 3,694,559	\$ -	\$ 7,213,379	\$ 31,669,379	\$ 33,251,028	\$ -	\$ 64,920,407

Table A-4: FY26 Awards Cycle - Demolition Projects

Project ID	Project Type	District	School	Local Match	Budget Estimate	Fiscal Year 2026			
						Demolition			
						Local	State	Federal	TOTAL
1	Demolition	Animas	Old Gym, Old Elementary School Bldgs, Horseshoe Bldg	0%	\$1.1 million	\$ -	\$ 1,106,856	\$ -	\$ 1,106,856
2	Demolition	Deming	Central Kitchen	0%	\$0.5 million	\$ -	\$ 456,587	\$ -	\$ 456,587
3	Demolition	Deming	Abandoned Dwelling	0%	\$0.2 million	\$ -	\$ -	\$ -	\$ 179,840
4	Demolition	Gadsden	Alamo Cafeteria	0%	\$0.3 million	\$ -	\$ 267,648	\$ -	\$ 267,648
5	Demolition	Jemez Mountain	Gallina ES and two teacher housing units	0%	\$2.0 million	\$ -	\$ 1,989,000	\$ -	\$ 1,989,000
6	Demolition	State Charter	McCurdy Charter School - Teacherage	0%	\$0.0 million	\$ -	\$ 45,000	\$ -	\$ 45,000
7	Demolition	State Charter	NM School for the Arts - Campus Building	0%	\$0.5 million	\$ -	\$ 456,000	\$ -	\$ 456,000
TOTAL					\$4.5 million	\$ -	\$ 4,321,091	\$ -	\$ 4,500,931

Table A-5: FY26 Awards Cycle - Teacher Housing Proposals (Program on Hold)

Project ID	Project Type	District	School	Local Match	Budget Estimate
1	Teacher Housing	Animas	Districtwide	11%	TBD
2	Teacher Housing	Bernalillo	Districtwide	63%	\$6.0 million
3	Teacher Housing	Clayton	Districtwide	40%	\$2.0 million
4	Teacher Housing	Grady	Districtwide	0%	\$1.5 million
5	Teacher Housing	Jemez Mountain	Districtwide	47%	\$2.0 million
6	Teacher Housing	Roy	Districtwide	0%	\$1.3 million
7	Teacher Housing	Santa Rosa	Districtwide	26%	\$2.2 million
TOTAL					\$15.0 million

Note: Budget estimates are preliminary. The Teacher Housing program is currently on hold.

Table A-6: FY26 Awards Cycle - Ineligible Applications Received

	Project Type	District	School
1	Standards	Albuquerque	Barcelona ES
2	Standards	Albuquerque	McKinley MS
3	Standards	Deming	Central Kitchen
4	Standards	Tularosa	Swimming Pool Facility
1	Systems	Albuquerque	Eisenhower MS
2	Systems	Albuquerque	Painted Sky ES
3	Systems	Albuquerque	Reginald Chavez ES
4	Systems	Chama	Escalante MS/HS
5	Systems	Chama	Tierra Amarilla ES
6	Systems	Cuba	Cuba High School
7	Systems	Deming	Ruben S. Torres ES
8	Systems	Rio Rancho	Maggie Cordova ES

Table A-7: FY26 Awards Cycle - Withdrawn Project Applications

	Project Type	District	School
1	Systems	Albuquerque	Barcelona ES
2	Systems	Albuquerque	Chamiza ES
3	Systems	Albuquerque	Dennis Chavez ES
4	Systems	Albuquerque	Desert Ridge MS
5	Systems	Albuquerque	Double Eagle ES
6	Systems	Albuquerque	Edmund G. Ross ES
7	Systems	Albuquerque	Grant MS
8	Systems	Albuquerque	Hubert Humphrey ES
9	Systems	Albuquerque	Kit Carson ES
10	Systems	Albuquerque	Pajarito ES
11	Systems	Albuquerque	Washington MS
12	Systems	Capitan	Capitan Combo MS/HS
1	Demolition	Las Vegas City	Memorial MS
2	Demolition	Springer	Forrester Building at Springer ES
3	Demolition	Gadsden	Mesquite ES
4	Demolition	Silver	Sixth Street ES
5	Demolition	Silver	Jose Barrios ES

Exhibit B

FY26 Standards-based Planning and Assessment Scopes of Work (by District)

	Albuquerque	Corona	Espanola	House	Jemez Mtn.	Las Cruces	Mesa Vista	Mora	Mountainair	Questa	Roswell	Roy	Santa Rosa	Taos	Clovis	T or C
Develop a refined scope of work for the project (PSFA + District)	●	●	●	●	●	●	●	●	●	●	●	●	●	●	●	●
Identify project risks and develop risk management plan	●	●	●	●	●	●	●	●	●	●	●	●	●	●	●	●
Evaluate cost reduction strategies	●	●	●	●	●	●	●	●	●	●	●	●	●	●	●	●
Assess district's capacity to meet its statutory local match contribution	●	●	●	●	●	●	●	●	●	●	●	●	●	●	●	●
Assess district's long-term capacity to maintain a new facility in a state of good repair	●	●	●	●	●	●	●	●	●	●	●	●	●	●	●	●
Confirm in-house project management team	●					●					●				●	
Define owner's representative scope and procure services		●	●	●	●		●	●	●	●		●	●	●		●
Develop a project management plan	●	●	●	●	●	●	●	●	●	●	●	●	●	●	●	●
Engage stakeholders	●	●	●	●	●	●	●	●	●	●	●	●	●	●	●	●
Develop educational specifications and space programming		●	●	●	●		●	●	●	●		●	●		●	
Conduct geotechnical analysis		●	●	●			●	●	●				●			●
Conduct building systems analysis and prepare report		●	●		●					●	●	●	●		●	
Conduct site selection with title confirmation		●							●			●	●			
Develop preliminary construction phasing plan	●		●			●									●	
Analyze district-wide enrollment and demographics to inform school reconstruction	●		●													
Identify early demolition needs and manage demolition projects					●		●									

I. FY26 Capital Outlay Standards-based Awards (20) – \$4,348,960**II. Presenter(s):** Claude Morelli, Planning and Design Manager**III. Potential Motion:**

Council approval of the following Standards-based Awards:

1. White Sands Elementary/Middle School (Project Hold): Hold Las Cruces Public Schools' request for a Standards-based award to replace White Sands Elementary/Middle School to enable District to return out-of-cycle to seek approval for project if federal grant becomes available to cover 80 percent of the total project cost.
2. Three-Phase Standards-based Capital Outlay Awards: State funding totaling \$543,675 for three (3) three-phase Standards-based Capital Outlay awards:
 1. State funding in the amount of \$193,600 to Clovis Municipal Schools to replace Clovis High School with a new facility serving 1,762 students in grades 9–12.
 2. State funding in the amount of \$189,200 to Las Cruces Public Schools to renovate and expand the existing kitchen at Highland Elementary School.
 3. State funding in the amount of \$160,875 to Truth or Consequences Municipal Schools to replace Truth or Consequences Middle School with a new facility serving 286 students.
3. Planning and Assessment Awards: State funding totaling \$3,805,285 for Planning and Assessment Awards to fourteen (14) New Mexico public school districts. The purpose of these awards is to:
 1. Identify risks and cost-reduction strategies.
 2. Evaluate district capacity to meet local match obligations.
 3. Evaluate district capacity to maintain new facilities over the long term.
 4. Help the districts to plan and manage project delivery.
 5. Engage stakeholders.
 6. Perform technical analyses required before design work begins.

Each District shall cooperate with PSFA to refine the scope of work. The intent is to ensure that Council receives objective, thoroughly vetted information to inform future decisions for each proposed project. Upon completing its work, each District may return to PSCOC to request out-of-cycle funding for a Standards-based award to replace its existing school with a new facility.

IV. Executive Summary:

Staff Recommendation: Staff recommends approval of the following: (1) placement of White Sands Elementary/Middle School project on hold to allow Las Cruces Public Schools to pursue potential federal grant funding covering 80 percent of total project cost; (2) State funding totaling \$543,675 for three (3) three-phase Standards-based Capital Outlay awards; and (3) State funding totaling \$3,805,285 for Planning and Assessment Awards to fourteen (14) New Mexico public school districts (see “Key Points” for further information).

Key Points:

1. Clovis High School: Three-phase Standards-based Capital Outlay award to Clovis Municipal Schools (“District”) to build a new grades 9-to-12 high school to serve 1,762 students at the Maximum Allowable Gross Square Footage (GSF).
 - Funding for Phase 1 (Planning and Assessment) will total \$302,500 including a state share (64%) of \$193,600 and a local share (36%) of \$108,900.
 - Phase 1 will focus on developing a project management plan; engaging stakeholders; refining the project scope; developing educational specifications; identifying and onboarding a qualified owner’s representative; and developing an approach to construction phasing. The work will commence within 180 calendar days of the fully executed Memorandum of Understanding (MOU) for this Award.
 - The District shall ensure that Council receives objective, thoroughly vetted information from Phase 1 to inform any future decisions regarding renovation, new construction, or other options. Upon completing Phase 1, the District may return to PSCOC to request out-of-cycle funding for Phase 2 (Design). To reduce risk of cost overruns, the design work conducted in Phase 2 shall strictly conform to the educational and design specifications developed during Phase 1.
 - After Phase 2, District may request funds for Phase 3 (Construction).
 - Each allocation funds a discrete phase, with subsequent requests considered upon completion of the prior phase and satisfaction of all contingencies.
 - Refer to Exhibit A for more information.
2. Las Cruces – Highland Elementary School: Standards-based Capital Outlay award to Las Cruces Public Schools for Highland Elementary School to renovate and add to the existing school kitchen consistent with the PSFA Adequacy Planning Guide.
 - Phase 1 (Planning and Assessment): Not required
 - Phase 2 (Design):
 - Funding: State \$189,200 (43%) + Local \$250,800 (57%). Total: \$440,000.
 - Phase 3: Out-Year Construction

- Each allocation is intended to fully complete the project, phase or specified purpose. Upon completion of this awarded phase of work, including conformance with all contingencies, out-of-cycle funding for future phases of work may be considered at any upcoming regularly scheduled PSCOC meeting.

3. Truth or Consequences Middle School Replacement: Three-phase Standards-based Capital Outlay award to Truth or Consequences Municipal Schools (“District”) to build a replacement middle school to serve 286 students at the Maximum Allowable Gross Square Footage (GSF).

- Funding for Phase 1 (Planning and Assessment) shall total \$412,500, including a state share (39%) of \$160,875 and a local share (61%) of \$251,625.
- Phase 1 shall focus on developing a project management plan; engaging stakeholders; refining the project scope; developing educational specifications and associated design specifications; identifying and onboarding a qualified owner’s representative; determining the disposition of the JROTC Building; and developing an approach to construction phasing. The work shall commence within 180 calendar days of the fully executed Memorandum of Understanding (MOU) for this Award.
- The District shall ensure that Council receives objective, thoroughly vetted information from Phase 1 to inform any future decisions regarding renovation, new construction, or other options. Upon completing Phase 1, the District may return to PSCOC to request out-of-cycle funding for Phase 2 (Design). To reduce risk of cost overruns, the design work conducted in Phase 2 shall strictly conform to the educational and design specifications developed during Phase 1.
- After Phase 2, the District may request funding for Phase 3 (Construction).
- Each allocation funds a discrete phase, with subsequent requests considered upon completion of the prior phase and satisfaction of all contingencies.
- Refer to Exhibit B for more information.

Planning and Assessment Awards:

4. Albuquerque Public Schools

- Planning and Assessment Award to Albuquerque Public Schools (“District”) for evaluation of long-term facility conditions, enrollment-driven capacity needs, and cost reduction strategies for future facility options at Eldorado High School, Highland High School, and Mary Ann Binford Elementary School. Funding shall total \$165,000, including a state share of \$61,050 (37%) and a local share of \$103,950 (63%).

- The District shall collaborate with PSFA to develop the Request for Proposals (RFP) scope of work and evaluation criteria and to jointly select the multidisciplinary consulting team. The District shall procure and manage the work of the selected team in cooperation with PSFA. The study shall analyze district-wide enrollment and demographic trends and translate those findings into local facility impacts at the three identified schools, with a focus on identifying cost reduction and cost avoidance opportunities.
- The study shall include facility conditions, enrollment and capacity analysis, site constraints, and cost considerations.

5. Corona Public Schools

- Planning and Assessment award to Corona Public Schools (“District”) to determine the most appropriate approach to replacing Corona’s combined Pre-K to 12 school. Funding for the award shall total \$682,000, including a state share (68%) of \$463,760 and a local share (32%) of \$218,240.
- The District shall retain the services of an owner’s representative to lead the project, with PSFA providing guidance and participating cooperatively in developing the scope of work, reviewing building systems, assessing the school site to identify potential concerns, determining educational program needs, and advising on data collection and stakeholder engagement. The District shall ensure that Council receives objective, thoroughly vetted information to inform future decisions. Upon completing this work, the District may return to PSCOC to request out-of-cycle funding for a Standards-based award to replace its existing school with a new facility.
- Refer to Exhibit C for more information.

6. Española Public Schools

- Planning and Assessment award to Española Public Schools (“District”) to determine the most appropriate approach to replacing Española Valley High School, including evaluation of cost reduction strategies and alternatives. Funding for the award will total \$770,000, including a state share (45%) of \$346,500 and a local share (55%) of \$423,500.
- The District shall retain the services of an owner’s representative to lead the project, with PSFA providing guidance and participating cooperatively in developing the scope of work, reviewing building systems, assessing the school site to identify potential concerns, determining educational program needs, evaluating cost reduction strategies, and advising on data collection and stakeholder engagement. The District shall ensure that Council receives objective, thoroughly vetted information to inform future decisions. Upon completing this work, the District may return to PSCOC to request out-

of-cycle funding for a Standards-based award to replace its existing school with a new facility.

- Refer to Exhibit D for more information.

7. House Municipal Schools

- Planning and Assessment award to House Municipal Schools (“District”) District to determine the most appropriate approach to replacing House Combined School, including evaluation of cost reduction strategies and alternatives. Funding for the award shall total \$495,000, including a state share (95%) of \$470,250 and a local share (5%) of \$24,750.
- The District shall retain the services of an owner’s representative to lead the project, with PSFA providing guidance and participating cooperatively in developing the scope of work, reviewing building systems, assessing the school site to identify potential concerns, determining educational program needs, evaluating cost reduction strategies, and advising on data collection and stakeholder engagement. The District shall ensure that Council receives objective, thoroughly vetted information to inform future decisions. Upon completing this work, the District may return to PSCOC to request out-of-cycle funding for a Standards-based award to replace its existing school with a new facility.
- Refer to Exhibit E for more information.

8. Jemez Mountain Public Schools

- Planning and Assessment award to Jemez Mountain Public Schools (“District”) to determine the most appropriate approach to replacing Coronado Combined School, including evaluation of cost reduction strategies and alternatives. Funding for the award shall total \$495,000 including a state share (53%) of \$262,350 and a local share (47%) of \$232,650.
- The District shall retain the services of an owner’s representative to lead the project, with PSFA providing guidance and participating cooperatively in developing the scope of work, reviewing building systems, assessing the school site to identify potential concerns, determining educational program needs, evaluating cost reduction strategies, and advising on data collection and stakeholder engagement. The District shall ensure that Council receives objective, thoroughly vetted information to inform future decisions. Upon completing this work, the District may return to PSCOC to request out-of-cycle funding for a Standards-based award to replace its existing school with a new facility.
- Refer to Exhibit F for more information.

9. Las Cruces Public Schools

- Planning and Assessment award to Las Cruces Public Schools (“District”) to evaluate conditions at Mayfield High School. Funding for the award shall total \$55,000, including a state share (43%) of \$23,650 and a local share (57%) of \$31,350.
- With guidance and cooperative participation from PSFA, the District shall conduct continued stakeholder engagement and develop a project management plan, a project funding plan, and a risk assessment and response plan. The District shall also ensure that Council receives objective, thoroughly vetted information to inform future decisions regarding the Mayfield High School facility.
- Refer to Exhibit G for more information.

10. Mesa Vista Consolidated School District

- Planning and Assessment award to Mesa Vista Consolidated School District (“District”) to determine the most appropriate approach to replacing Mesa Vista Middle/High School, including evaluation of cost reduction strategies and alternatives. Funding for the award shall total \$495,000, including a state share (64%) of \$316,800 and a local share (36%) of \$178,200.
- The District shall retain the services of an owner’s representative to lead the project, with PSFA providing guidance and participating cooperatively in developing the scope of work, reviewing building systems, assessing the school site to identify potential concerns, determining educational program needs, evaluating cost reduction strategies, and advising on data collection and stakeholder engagement. The District shall ensure that Council receives objective, thoroughly vetted information to inform future decisions. Upon completing this work, the District may return to PSCOC to request out-of-cycle funding for a Standards-based award to replace its existing school with a new facility.
- Refer to Exhibit H for more information.

11. Mora Independent Schools

- Planning and Assessment award to Mora Independent Schools (“District”) to determine the most appropriate approach to replacing Mora Combined School, including evaluation of cost reduction strategies and alternatives. Funding for the award shall total \$495,000, including a state share (57%) of \$282,150 and a local share (43%) of \$212,850.
- The District shall retain the services of an owner’s representative to lead the project, with PSFA providing guidance and participating cooperatively in developing the scope of work, reviewing building systems, assessing the school site to identify potential

concerns, determining educational program needs, evaluating cost reduction strategies, and advising on data collection and stakeholder engagement. The District shall ensure that Council receives objective, thoroughly vetted information to inform future decisions. Upon completing this work, the District may return to PSCOC to request out-of-cycle funding for a Standards-based award to replace its existing school with a new facility.

- Refer to Exhibit I for more information.

12. Mountainair Public Schools

- Planning and Assessment award to Mountainair Public Schools ("District") to determine the most appropriate approach to replacing Mountainair Elementary School, including evaluation of cost reduction strategies and alternatives. Funding for the award shall total \$187,000, including a state share (71%) of \$132,770 and a local share (29%) of \$54,230.
- The District shall retain the services of an owner's representative to lead the project, with PSFA providing guidance and participating cooperatively in developing the scope of work, reviewing building systems, assessing the school site to identify potential concerns, determining educational program needs, evaluating cost reduction strategies, and advising on data collection and stakeholder engagement. The District shall ensure that Council receives objective, thoroughly vetted information to inform future decisions. Upon completing this work, and contingent upon the District acquiring or otherwise securing an acceptable site for the project, the District may return to PSCOC to request out-of-cycle funding for a Standards-based award to replace its existing school with a new facility.
- Refer to Exhibit J for more information.

13. Questa Independent Schools

- Planning and Assessment award to Questa Independent Schools ("District") to determine the most appropriate approach to replacing and combining Alta Vista Elementary and Intermediate School and Questa Junior/Senior High School, including evaluation of cost reduction strategies and alternatives. Funding for the award will total \$495,000, including a state share (37%) of \$183,150 and a local share (63%) of \$311,850.
- The District shall retain the services of an owner's representative to lead the project, with PSFA providing guidance and participating cooperatively in developing the scope of work, reviewing building systems, assessing the school site to identify potential concerns, determining educational program needs, evaluating cost reduction strategies, and advising on data collection and stakeholder engagement. The District shall ensure that Council receives objective, thoroughly vetted information to inform future decisions. Upon completing this work, the District may return to PSCOC to request out-

of-cycle funding for a Standards-based award to replace its existing school with a new facility.

- Refer to Exhibit K for more information.

14. Roswell Independent School District

- Planning and Assessment Award to Roswell Independent School District to evaluate long-term facility conditions, enrollment-driven capacity needs, cost considerations, and future facility options at Roswell High School and Goddard High School through a coordinated and synchronized effort. Funding for the award will total \$220,000, including a state share (68%) of \$149,600 and a local share (32%) of \$70,400.
- The district shall work cooperatively with PSFA to develop the project scope of work and RFP evaluation criteria for the project. Following development of the scope, the district shall procure and manage a qualified multidisciplinary consulting team to support the planning effort, with PSFA jointly responsible for selection and approval of the consulting team. The planning scope shall include review of building systems and facility conditions, evaluation of enrollment projections and educational program needs (including CTE programming), assessment of utilization, capacity, and site constraints, analysis of district-wide demographic trends and housing availability, evaluation of cost drivers and cost-control strategies, and targeted stakeholder and community engagement. This approach will ensure the Council receives objective, thoroughly vetted information to support future capital planning and decision-making.

15. Roy Municipal Schools

- Planning and Assessment award to Roy Municipal Schools (“District”) to determine the most appropriate approach to improving Roy Combined School, including evaluation of cost reduction strategies and alternatives. Funding for the award shall total \$517,000, which will be fully (100%) funded by the state.
- The District shall retain the services of an owner’s representative to coordinate the assessment, with PSFA providing guidance and participating cooperatively in developing the assessment scope, reviewing building systems and educational program needs, and advising on data collection and stakeholder engagement. The District shall ensure that Council receives objective, thoroughly vetted information to inform any future decisions regarding renovation, new construction, or other options. Upon completing this work, the District may return to PSCOC to request out-of-cycle design-phase funding for one or more of the projects listed in its FY26 Application.
- Refer to Exhibit L for more information.

16. Santa Rosa Consolidated Schools

- Planning and Assessment award to Santa Rosa Consolidated Schools to evaluate conditions at and around Santa Rosa Elementary, Middle and High Schools in depth to identify the most appropriate approach to consolidating and right sizing the school facilities, including evaluation of cost reduction strategies and alternatives. Funding for the award will total \$682,000, including a state share (74%) of \$504,680 and a local share (26%) of \$177,320.
- The District shall retain the services of an owner’s representative to lead the project, with PSFA providing guidance and participating cooperatively in developing the scope of work, reviewing building systems, assessing potential build sites to identify issues, determining educational program needs, evaluating cost reduction strategies, and advising on data collection and stakeholder engagement. The District shall ensure that Council receives objective, thoroughly vetted information to inform future decisions. Upon completing this work, the District may return to PSCOC to request out-of-cycle funding for a Standards-based award to replace its existing school with a new facility.
- Refer to Exhibit M for more information.

17. Taos Municipal Schools

- Planning and Assessment award to Taos Municipal Schools to determine the most appropriate approach to replacing and right-sizing Taos Middle School, including evaluation of cost reduction strategies and alternatives. Funding for the award shall total \$247,500 including a state share (37%) of \$91,575 and a local share (63%) of \$155,925.
- The District shall retain the services of an owner’s representative to lead the project, with PSFA providing guidance and participating cooperatively in developing the scope of work, reviewing building systems, assessing the school site to identify potential concerns, determining educational program needs, evaluating cost reduction strategies, and advising on data collection and stakeholder engagement. The District shall ensure that Council receives objective, thoroughly vetted information to inform future decisions. Upon completing this work, the District may return to PSCOC to request out-of-cycle funding for a Standards-based award to replace its existing school with a new facility.
- Refer to Exhibit N for more information.

Exhibit(s):

- See references to Exhibits in Key Points section.

FY26 Award Cycle: Standards-based Application Summary

Clovis Municipal Schools: Clovis High School

1. Project Description and Justification 1
2. Scope of Work | Enrollment | Maximum Allowable GSF | District’s Cost Estimate 1
3. Standards-Based Eligibility Criteria 2
4. District Financial Information..... 2
5. Local Match Reduction..... 2
6. Site View..... 3
7. Campus Building Information 4
8. Current and Projected Enrollment..... 5
9. Historic and Current PSCOC Funded Projects 6

1. Project Description and Justification

Clovis Municipal Schools proposes to replace/renovate its existing 9–12 facility with a new school. The school includes 28 buildings constructed between 1956 and 2020 on a constrained, largely landlocked 37.37-acre site bordered by residential neighborhoods (east, west, and south) and commercial uses to the north across West 21st Street. A utility easement separates the school from the west-side neighborhoods, and the site also contains a football stadium, practice fields, and tennis courts. PSFA staff has asked whether a two-story building should be considered to maximize use of the site.

Building components, major systems, and site infrastructure have exceeded their functional life spans, reflected in high Facility Condition Index (FCI) scores: Over 57 percent of gross square footage is in buildings with scores above 70, indicating significant deterioration and need for replacement. The district has experienced critical failures in HVAC, plumbing, and sewer systems. Aging HVAC frequently disrupts instruction; electrical infrastructure cannot support modern instructional and security technology. Instructional spaces do not meet current CTE and student support needs, and restroom/plumbing systems are outdated and increasingly difficult to maintain.

The district has experienced enrollment decline over the past several years. While the district projects total enrollment to stabilize at approximately 1,900 students (including online enrollment), PSFA sizes facilities using in-person enrollment only. Accordingly, PSFA’s maximum allowable gross square feet (GSF) calculations are based on a five-year projection of 1,762 in-person students, for a maximum allowable size of 195,129 GSF (down from today’s 319,132 GSF). The new school is planned to bring 9th grade back to the Clovis High School campus from the Freshman Academy. The district recently submitted a re-organization request to the New Mexico Public Education Department for approval of this re-assignment.

2. Scope of Work | Enrollment | Maximum Allowable GSF | District’s Cost Estimate

- Full replacement of facility
• 5-year enrollment projection: 1,762 students
• Current in-person enrollment: 1,988 students
• Maximum allowable GSF: 195,129
• District’s cost estimate: \$158 M

Exhibit A

3. Standards-Based Eligibility Criteria

Eligibility Criteria	Eligibility Threshold	FY26 Status	Meets?
Rank	Must be within Top 100	100	Yes
wNMCI	Within Council-defined eligibility cutoff (for FY26: $\geq 40.00\%$)	40.01%	Yes
FCI	Informational metric only	69.96%	N/A
FMP	Must be current	Current (2024-2029)	Yes
FMAR	Recommended $\geq 70\%$	91.96% (outstanding level)	Yes
PM Plan	Must be current	Current (outstanding plan)	Yes
FIMS use	Must use at least 2 of 3 modules	3 of 3 (outstanding user)	Yes
Local Match	Local funding match required	District is asking for a reduction	N/A

4. District Financial Information

State / Local Match

- Local match: 36%
- State match: 64%

Bond Information

- | | |
|--|--|
| <ul style="list-style-type: none"> GO Bond: November 2025 Bonding Capacity: \$67M Available Capacity: \$25M Bond Sale: November 2025 for \$20M | <ul style="list-style-type: none"> Mill Levy: 7.473 (Source: PED) SB-9: \$8.77M HB-33: \$0 Unrestricted Cash Balance: \$108.5M |
|--|--|

Project Funding

- Sources: GO Bond (Source 3110)

5. Local Match Reduction

The district can partially support the local match for this project and requires a local match reduction.

- The district can fully support the local match for Phase 1 – Planning and Assessment
- The district can fully support the local match for Phase 2 – Design
- The district can partially support the local match for Phase 3 – Construction

Clovis Municipal Schools does not meet statute requirements for a local match reduction.

- The district passed a local bond election in November 2025.

Under NMAC §22-24-5(B)(9), Council may adjust a school district's required local share if it finds the district has made a good-faith effort to use all local resources. Before any adjustment, Council must assess whether the district meets one of these three criteria:

Option	Requirement	District Data	Meets Eligibility
1	Insufficient Bonding Capacity	\$25M	NO
	Mill Levy ≥ 10.00	7.473	
2	MEM Count ≤ 1500	6,986	NO
	Mill Levy ≥ 7.00	7.473	

Exhibit A

6. Site View

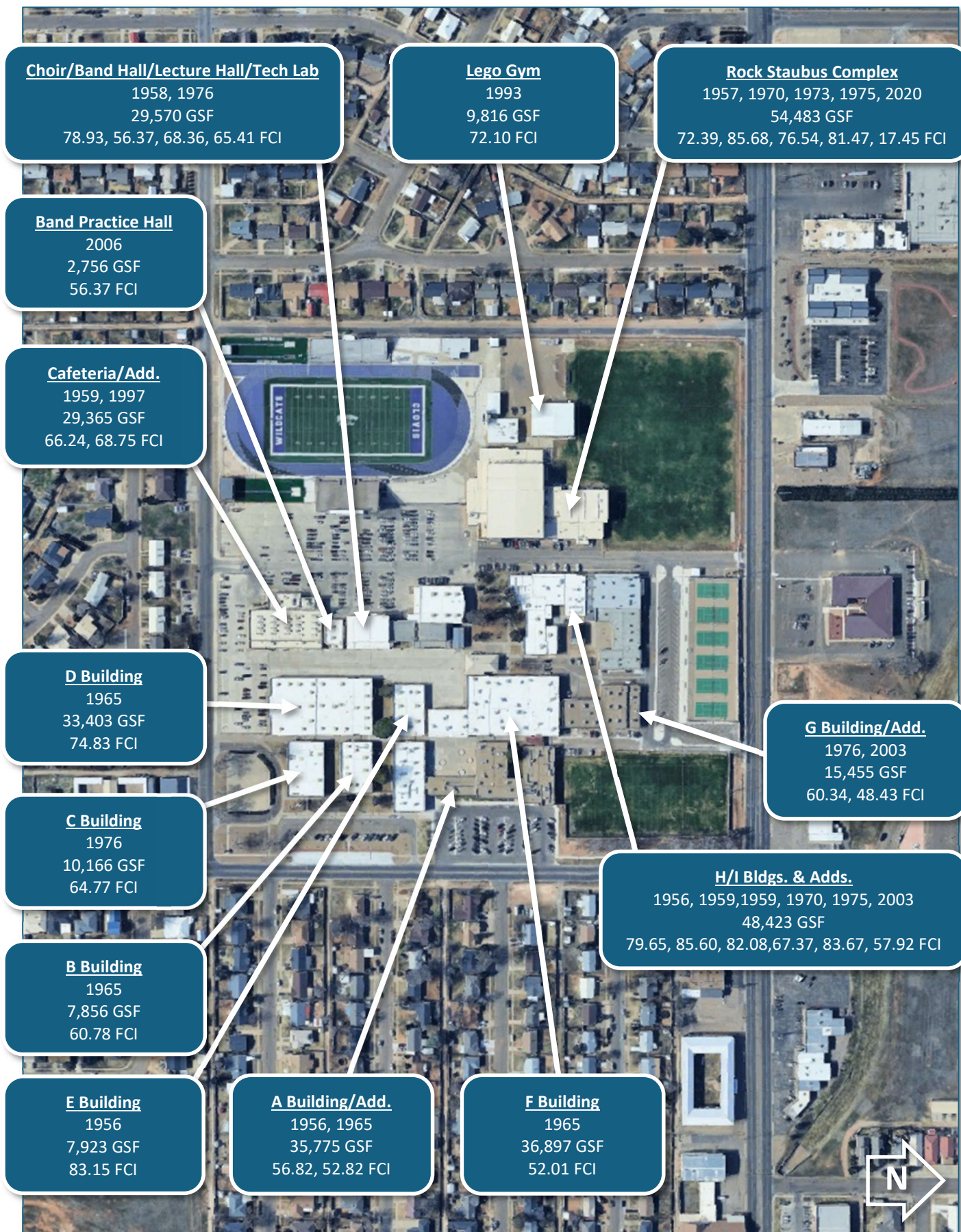


Exhibit A

7. Campus Building Information

Building	Year Built	FCI	SIZE (GSF)	FCI ≥ 70%
Building A	1956	56.82%	20,359	
Building A	1965	52.82%	15,416	
Building B	1956	60.78%	7,856	
Building C	1976	64.77%	10,166	
Building D	1965	74.83%	33,403	33,403
Building E	1956	83.15%	7,923	7,923
Building F	1965	52.01%	36,897	
Building G	1976	60.34%	10,031	
Building G	2003	48.43%	5,424	
Building H	1959	82.08%	22,618	22,618
Building H	1970	67.37%	4,427	
Building I	1956	79.65%	6,547	6,547
Building I	1959	85.60%	5,749	5,749
Building I	1975	83.67%	7,631	7,631
Building I	2003	57.92%	1,451	
Band Hall	1958	69.85%	8,703	
Band Practice Hall	2006	56.37%	2,756	
Cafeteria	1959	66.24%	17,384	
Cafeteria Addition	1997	68.75%	11,981	11,981
Choir	1958	78.93%	4,178	4,178
Lecture Hall	1976	68.63%	10,453	
Lego Gym	1993	72.10%	9,816	9,816
Rock Staubus Complex	1957	72.39%	28,976	28,976
Rock Staubus Complex	1970	85.68%	4,490	4,490
Rock Staubus Complex	1973	76.54%	2,230	2,230
Rock Staubus Complex	1975	81.47%	17,964	17,964
Rock Staubus Complex	2020	17.45%	823	
Tech Lab	1976	65.41%	3,480	
Source: PSFA Facilities Assessment Database	Existing GSF		319,132	163,506
Note 1: FCI = Facility Condition Index	Max Allowable GSF		195,129	51.2% of GSF
Note 2: GSF = Gross Square Footage	Existing minus Max		124,003	has FCI ≥ 70%

Note 3: 51.2% of GSF has a Facility Condition Index (FCI) score of 70% or more, indicating the need for replacement rather than repair.

Exhibit A

8. Current and Projected Enrollment

The three charts on this page show 9th–12th grade enrollment, middle school enrollment, and births in Curry County. Clovis High School currently serves grades 10–12, with 9th grade joining next year, while the Clovis I-Academy at Lincoln Jackson provides a smaller remote learning option for 9th–12th graders, combining online instruction with some in-person support.

Overall enrollment trends reflect both local and broader influences. The Clovis economy is closely tied to Cannon Air Force Base, the BNSF Railroad, and regional agriculture. Following the 2005 Base Realignment and Closure process, Cannon initially experienced growth, which has since leveled off. Over the past decade, declining birth rates in Curry County, reflecting similar trends statewide and nationally, have limited the growth of the district’s student population.

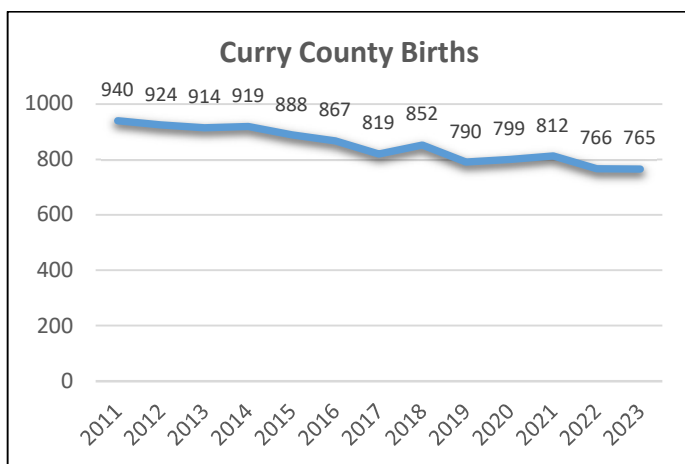
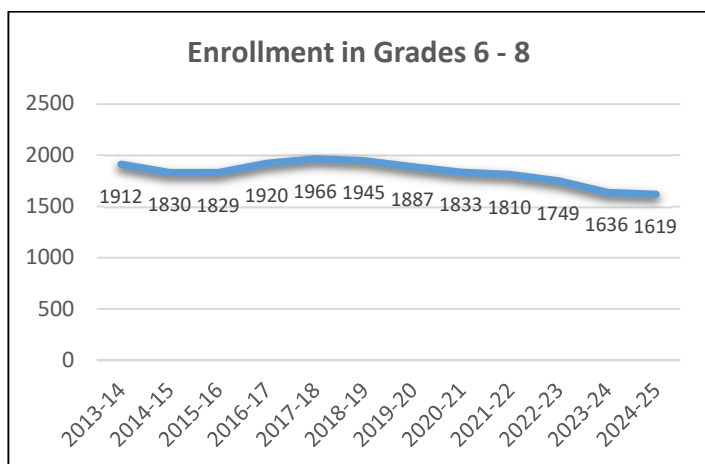
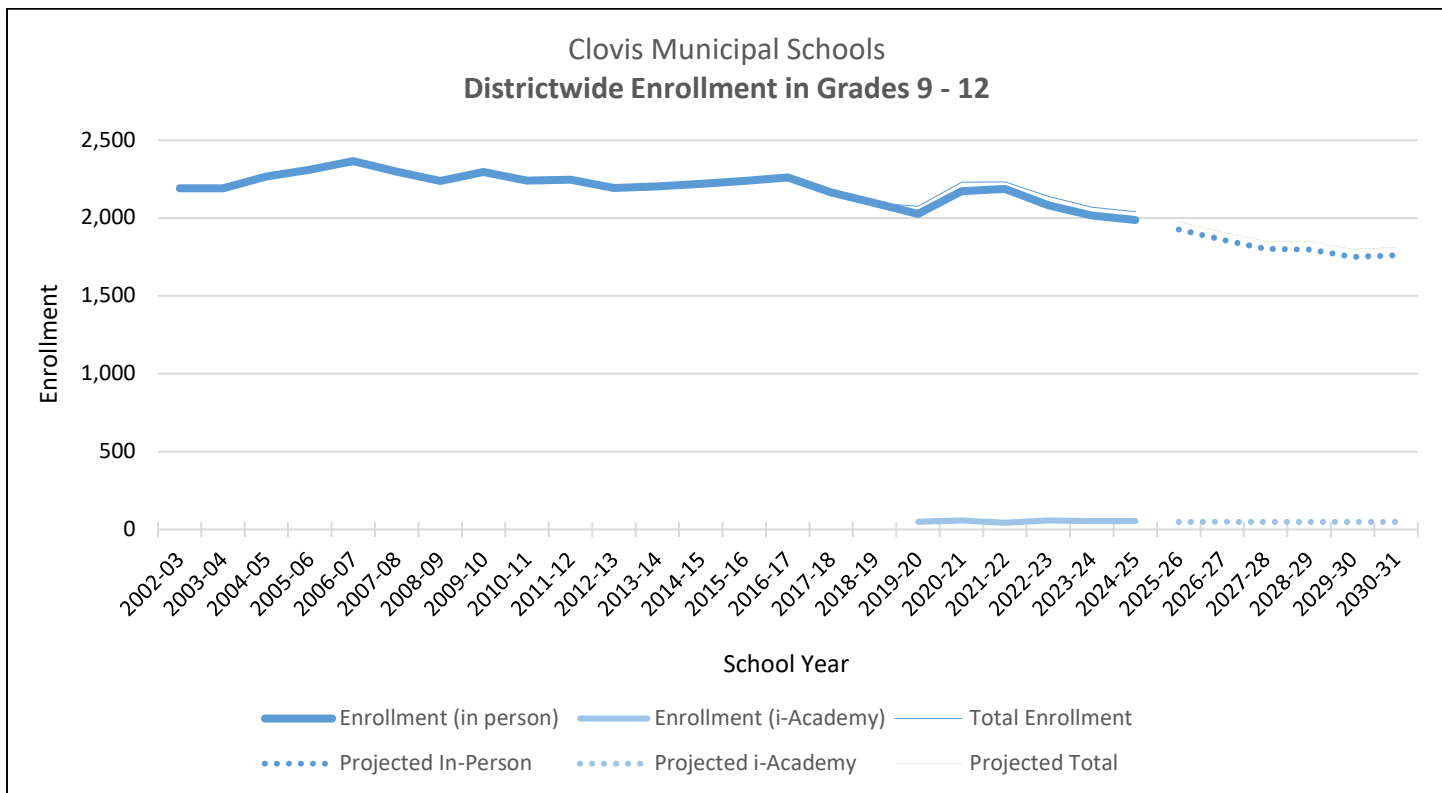


Exhibit A

9. Historic and Current PSCOC Funded Projects

Status	Fiscal Year Funded	Facility Name	Project Type	PSCOC Funding (nominal dollars)	Status	Fiscal Year Funded	Facility Name	Project Type	PSCOC Funding (nominal dollars)
Current	2023-2024	Marshall 6th Grade Academy	Systems-Based	\$348,546	Historic	2005-2006	Marshall JHS	DCP	\$2,272,899
Current	2023-2024	Sandia ES	Systems-Based	\$105,122	Historic	2003-2004	District Wide	DCP	\$3,908,185
Current	2019-2020	Barry ES	Standards-Based	\$4,006,168	Historic	2003-2004	See Note 2	DCP	\$1,300,000
Historic	2023-2024	District Wide	HB505~45.1	\$2,799,099	Historic	2003-2004	Barry, Sandia, Cameo ES	DCP	\$28,000
Historic	2023-2024	District Wide	HB505~45.2	\$1,513,324	Historic	2003-2004	District Wide	DCP	\$50,000
Historic	2022-2023	District Wide	Facilities Master Plan	\$78,232	Historic	2003-2004	District Wide	DCP	\$1,797,658
Historic	2022-2023	District Wide	SB212	\$3,162,592	Historic	2003-2004	Marshall JHS	DCP	\$2,020,816
Historic	2020-2021	Clovis HS	Systems-Based	\$967,357	Historic	2003-2004	Marshall JHS	DCP	\$1,600,000
Historic	2019-2020	Barry ES	Standards-Based	\$2,797,084	Historic	2003-2004	Marshall JHS	DCP	\$1,000,000
Historic	2019-2020	Clovis HS	Systems-Based	\$546,383	Historic	2003-2004	Ranchvale ES	DCP	\$30,000
Historic	2019-2020	Clovis HS	Security	\$165,240	Historic	2002-2003	Bella Vista ES	DCP	\$570,525
Historic	2017-2018	Cameo ES	Systems-Based	\$1,236,078	Historic	2002-2003	Clovis HS	DCP	\$1,174,440
Historic	2017-2018	Mesa ES	Systems-Based	\$1,608,390	Historic	2002-2003	District Wide	DCP	\$467,259
Historic	2017-2018	Barry ES	Pre-Kindergarten	\$667,714	Historic	2002-2003	La Casita ES	DCP	\$51,550
Historic	2015-2016	Highland ES	Standards-Based	\$11,363,316	Historic	2002-2003	W.D. Gattis MS & Mesa ES	DCP	\$405,395
Historic	2014-2015	Parkview ES	Standards-Based	\$13,716,932	Historic	2002-2003	Yucca JHS	DCP	\$15,000
Historic	2014-2015	Cameo ES	Roof-Based	\$1,038,548	Historic	2002-2003	Yucca JHS	DCP	\$50,000
Historic	2014-2015	Yucca MS	Roof-Based	\$248,691	Historic	2002-2003	Yucca JHS	DCP	\$100,000
Historic	2011-2012	District Wide	Facilities Master Plan	\$96,527	Historic	2002-2003	Yucca JHS	DCP	\$20,000
Historic	2010-2011	Gattis MS	Standards-Based	\$19,412,000	Historic	2001-2002	Lincoln-Jackson ES	DCP	\$234,453
Historic	2010-2011	Clovis HS	Roof-Based	\$1,122,513	Historic	1998-1999	Ranchvale ES	DCP	\$71,788
Historic	2010-2011	9th Grade Academy	Roof-Based	\$1,457,158	Historic	1998-1999	Clovis HS	DCP	\$60,000
Historic	2009-2010	Clovis HS	Roof-Based	\$469,352	Historic	1998-1999	Lockwood ES	DCP	\$10,000
Historic	2008-2009	Bella Vista ES	Standards-Based	\$6,682,844	Historic	1998-1999	Lincoln Jackson ES	DCP	\$30,000
Historic	2008-2009	James Bickley ES	Standards-Based	\$14,448,520	Historic	1998-1999	Lincoln Jackson ES	DCP	\$30,000
Historic	2008-2009	Lockwood ES	Standards-Based	\$11,430,471	Historic	1997-1998	Clovis HS	DCP	\$100,000
Historic	2008-2009	Marshall JHS	Standards-Based	\$6,662,826	Historic	1997-1998	Clovis HS	DCP	\$60,000
Historic	2008-2009	Migrant Program Building	Demolition	\$9,600	Historic	1997-1998	Ranchvale ES	DCP	\$10,000
Historic	2008-2009	District Wide	Facilities Master Plan	\$62,851	Historic	1997-1998	Lincoln Jackson ES	DCP	\$50,000
Historic	2007-2008	Zia ES	Standards-Based	\$1,133,858	Historic	1997-1998	District Wide	DCP	\$10,000
Historic	2007-2008	La Casita ES	Standards-Based	\$7,390,000	Historic	1992-1993	Clovis HS	DCP	\$125,000
Historic	2006-2007	See Note 1	Roof-Based	\$1,502,742					

DCP: Deficiencies Correction Program

Note 1: Lincoln Jackson Arts Academy; Parkview ES, Zia ES Lockwood ES

Note 2: Zia, Barry, Cameo, Highlands, James Bickley, La Casita, Lockwood, Parkview, Ranchvale, Sandia ES, Yucca JHS

FY26 Award Cycle: Standards-based Application Summary

Truth or Consequences Municipal Schools:
Truth or Consequences Middle School

1. Project Description and Justification 1
2. Scope of Work | Enrollment | Maximum Allowable GSF | District’s Cost Estimate 1
3. Standards-Based Eligibility Criteria 2
4. District Financial Information..... 2
5. Local Match Reduction..... 2
6. Site View..... 3
7. Campus Building Information 4
8. Current and Projected Enrollment..... 4
9. Historic and Current PSCOC Funded Projects 5

1. Project Description and Justification

Truth or Consequences Municipal Schools applied for a standards-based award for the replacement of Truth or Consequences Middle School and construction of a new JROTC facility on the Hot Springs High School campus. The campus consists of seven buildings, including the JROTC facility and two portables, constructed between 1965 and 1990. Existing facilities total 76,103 gross square feet (GSF), which exceeds the district’s maximum allowable size of 55,927 GSF by 14,351 GSF. Building systems, components, and site infrastructure have surpassed their functional life spans, and 43.5 percent of the campus gross square footage has Facility Condition Index (FCI) scores greater than 70, indicating the need for replacement rather than repair. The highest-condition concerns include the gymnasium (85.71 percent FCI), modular building (86.97 percent FCI), JROTC building (72.26 percent FCI), and portable buildings (100 percent FCI).

The district’s Facilities Master Plan recommends demolition of the existing JROTC building and construction of a new two-story middle school on the Hot Springs High School campus. The proposed middle school would occupy the existing JROTC site, with a new JROTC facility constructed between the new middle school and the existing high school.

Significant deficiencies are present throughout the campus, including recurring roof failures and water intrusion in the cafeteria, gymnasium, and music/woods classrooms; deteriorated plumbing systems, including collapsed plumbing lines; outdated boiler and sprinkler systems; undersized instructional and support spaces; deteriorated locker rooms; and noncompliance with ADA accessibility requirements. The administration office lacks adequate visibility and security, and fire alarm systems do not meet current New Mexico Existing Building Code occupancy requirements.

2. Scope of Work | Enrollment | Maximum Allowable GSF | District’s Cost Estimate

- Full replacement of facility
• 5-year enrollment projection: 286 students
• Current in-person enrollment: 255 students
• Maximum allowable GSF: 55,927
• District’s cost estimate: \$44M

Exhibit B

3. Standards-Based Eligibility Criteria

Eligibility Criteria	Eligibility Threshold	FY26 Status	Meets?
Rank	Must be within Top 100	40	Yes
wNMCII	Within Council-defined eligibility cutoff (for FY26: ≥ 40.00%)	51.16%	Yes
FCI	Informational metric only	72.88%	N/A
FMP	Must be current	Current (2025-2030)	Yes
FMAR	Recommended ≥ 70%	80.39% (Good)	Yes
PM Plan	Must be current	Current	Yes
FIMS use	Must use at least 2 of 3 modules	3 of 3	Yes
Local Match	Local funding match required	District is asking for a reduction	N/A

4. District Financial Information

State / Local Match

- Local match: 61%
- State match: 39%

Bond Information

- | | |
|--|---|
| <ul style="list-style-type: none"> • GO Bond: November 2025 • Bonding Capacity: \$24M • Available Capacity: \$9M • Bond Sale: Nov. 2025 for \$8M | <ul style="list-style-type: none"> • Mill Levy: 8.150 (Source: PED) • SB-9: \$1,026,404 • HB-33: \$0 • Unrestricted Cash Balance: \$2,658,312 |
|--|---|

Project Funding

- Sources: GO Bond (Source 3110)

5. Local Match Reduction

The district can partially support the local match for this project and requires a local match reduction.

- The district can fully support the local match for Phase 1 – Planning and Assessment
- The district can fully support the local match for Phase 2 – Design
- The district can fully support the local match for Phase 3 - Construction

Truth or Consequences Municipal Schools does meet statute requirements for a local match reduction.

- The district passed a local bond election in November 2025 to raise the mill levy and became eligible.

Under NMAC §22-24-5(B)(9), Council may adjust a school district's required local share if it finds the district has made a good-faith effort to use all local resources. Before any adjustment, Council must assess whether the district meets one of these three criteria:

Option	Requirement	District Data	Meets Eligibility
1	Insufficient Bonding Capacity	\$9M	NO
	Mill Levy ≥ 10.00	8.150	
2	MEM Count ≤ 1500	1,173	YES
	Mill Levy ≥ 7.00	8.150	

Exhibit B

6. Site View

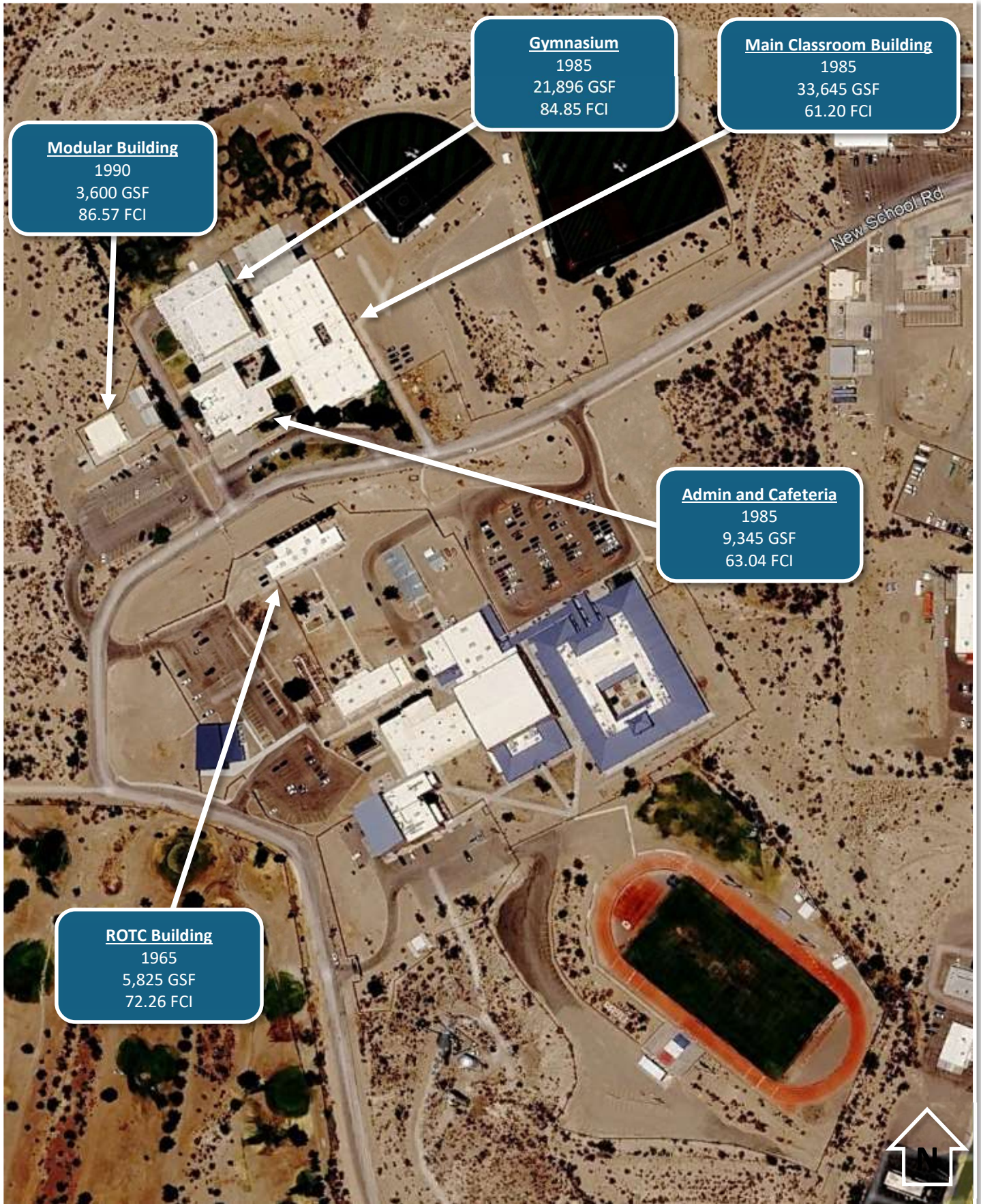


Exhibit B

7. Campus Building Information

Building	Year Built	FCI	SIZE (GSF)	FCI ≥ 70%
Main Classroom Building	1985	61.20%	33,645	
Gymnasium	1985	84.85%	21,896	21,896
Administration and Cafeteria	1985	63.04%	9,345	
Modular Building	1990	86.57%	3,600	3,600
ROTC Building	1965	72.26%	5,825	5,825
Portables (2)	N/A	100.00%	1,792	1,792

Source: PSFA Facilities Assessment Database

Note 1: FCI = Facility Condition Index

Note 2: GSF = Gross Square Footage

Note 3: 43.5 percent of GSF has a Facility Condition Index (FCI) score of 70% or more, indicating the need for replacement rather than repair.

Existing GSF	76,103	33,113
Max Allowable GSF	55,927	43.5% of GSF has FCI ≥ 70%
Existing minus Max	14,351	

8. Current and Projected Enrollment

The chart below shows enrollment at T or C Middle School starting with the 2013-14 school year and ending with projected student population in 2028-29. The school served 255 students in 2024–25. Projections indicate enrollment will range from 273 to 307 students through the 2028-29 school year.

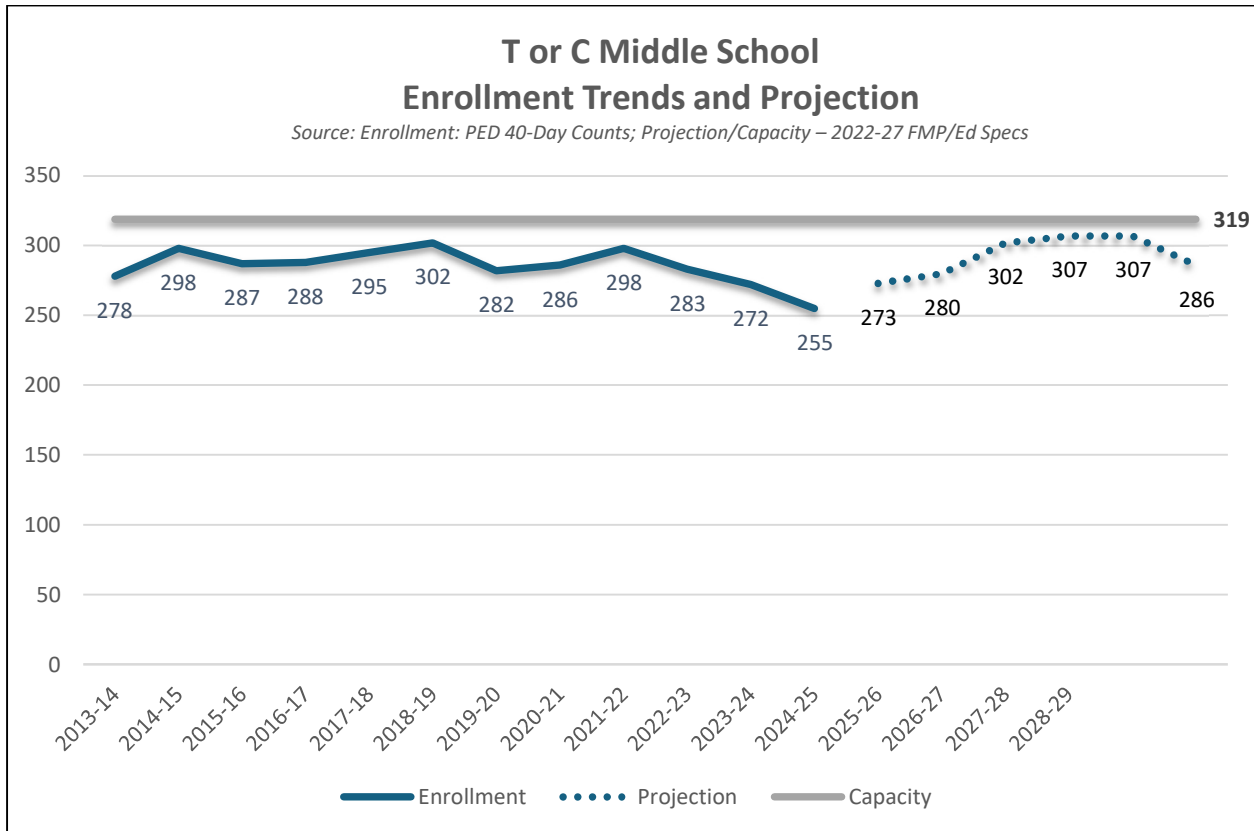


Exhibit B

9. Historic and Current PSCOC Funded Projects

Status	Fiscal Year Funded	Facility Name	Project Type	PSCOC Funding (nominal dollars)
Current	2021-2022	Sierra ES	Systems-Based	\$512,847
Historic	2022-2023	District Wide	SB212	\$101,803
Historic	2021-2022	District Wide	Systems-Based	\$754,519
Historic	2016-2017	District Wide	Facilities Master Plan	\$13,306
Historic	2014-2015	T or C MS	Roof-Based	\$249,534
Historic	2012-2013	T or C ES	Pre-Kindergarten	\$214,961
Historic	2011-2012	T or C ES	Standards-Based	\$5,831,012
Historic	2011-2012	Hot Springs HS	Roof-Based	\$100,000
Historic	2005-2006	T or C ES	Deficiencies Correction Program	\$1,679,826
Historic	2004-2005	T or C HS	Standards-Based	\$5,545,148
Historic	2002-2003	T or C ES	Deficiencies Correction Program	\$1,679,826
Historic	2002-2003	Arrey ES	Deficiencies Correction Program	\$824,318
Historic	2002-2003	Hot Springs HS	Deficiencies Correction Program	\$2,388,589
Historic	2002-2003	Hot Springs HS	Deficiencies Correction Program	\$4,003,626
Historic	2002-2003	Hot Springs HS	Deficiencies Correction Program	\$5,545,148
Historic	2002-2003	Multiple Schools	Deficiencies Correction Program	\$196,780

Exhibit C

FY26 Award Cycle: Standards-based Application Summary

Corona Public Schools: Corona Combined School

- 1. Project Description and Justification 1
- 2. Scope of Work | Enrollment | Maximum Allowable GSF | District’s Cost Estimate 1
- 3. Standards-Based Eligibility Criteria 1
- 4. District Financial Information..... 2
- 5. Local Match Reduction..... 2
- 6. Site View..... 3
- 7. Campus Building Information 3
- 8. Current and Projected Enrollment..... 4
- 9. Historic and Current PSCOC Funded Projects 4

1. Project Description and Justification

Corona Public Schools is proposing a full replacement of its existing K–12 campus with a new K–12 school, right-sized from 68,147 gross square feet (GSF) to the maximum allowable 55,000 GSF. One potential exception is the possible retention and reuse of the historic “Rock Building” (1937). While the building is not registered with landmark status, it is a well-constructed structure that could be costly to demolish and may offer opportunities for adaptive reuse as part of the overall project.

The existing campus is comprised of six buildings constructed between 1937 and 2008. Across the campus, building components, major systems, and site infrastructure have exceeded their functional life spans, as reflected in their high Facility Condition Index (FCI) scores. Most of the buildings have FCI scores above 70, indicating significant deterioration and a need for replacement. In addition to overall age and condition, the district has experienced critical infrastructure failures, including HVAC, plumbing, and sewer issues. Safety concerns include a sinkhole beneath the gymnasium, deteriorating building conditions, and an open, unsecured campus layout. The current building configurations also make it difficult and costly to implement modern security measures such as secure entry vestibules. Finally, the fragmented campus arrangement limits operational efficiency, supervision, and instructional effectiveness, reinforcing the need for a safe, modern, and effective learning environment.

2. Scope of Work | Enrollment | Maximum Allowable GSF | District’s Cost Estimate

- | | |
|--|---|
| <ul style="list-style-type: none"> • Full replacement of facility • 5-year enrollment projection: 112 students • Current in-person enrollment: 102 students | <ul style="list-style-type: none"> • Maximum allowable GSF: 55,000 • District’s cost estimate: \$54 M |
|--|---|

3. Standards-Based Eligibility Criteria

Eligibility Criteria	Eligibility Threshold	FY26 Status	Meets?
Rank	Must be within Top 100	92	Yes
wNMCI	Within Council-defined eligibility cutoff (for FY26: ≥ 40.00%)	40.84%	Yes
FCI	Informational metric only	73.21%	N/A
FMP	Must be current	Current (2025-2030)	Yes
FMAR	Recommended ≥ 70%	100.00%	Yes
PM Plan	Must be current	No	No
FIMS use	Must use at least 2 of 3 modules	1 of 3	No
Local Match	Local funding match required	District is asking for a reduction	N/A

Exhibit C

4. District Financial Information

State / Local Match

- Local match: 32%
- State match: 68%

Bond Information

- GO Bond: November 2025
- Bonding Capacity: \$4M
- Available Capacity: \$931K
- Bond Sale: Nov. 2025, for \$2.5M

- Mill Levy: 7.312 (Source: PED)
- SB-9: \$0 (Failed)
- HB-33: \$0 (Per PED)
- Unrestricted Cash Balance: \$3,079,682

Project Funding

- Sources: GO Bond (Source 3110)

5. Local Match Reduction

The district can partially support the local match for this project and requires a local match reduction.

- The district can fully support the local match for Phase 1 – Planning and Assessment
- The district can fully support the local match for Phase 2 – Design
- The district can partially support the local match for Phase 3 – Construction

Corona Public Schools does meet statute requirements for a local match reduction.

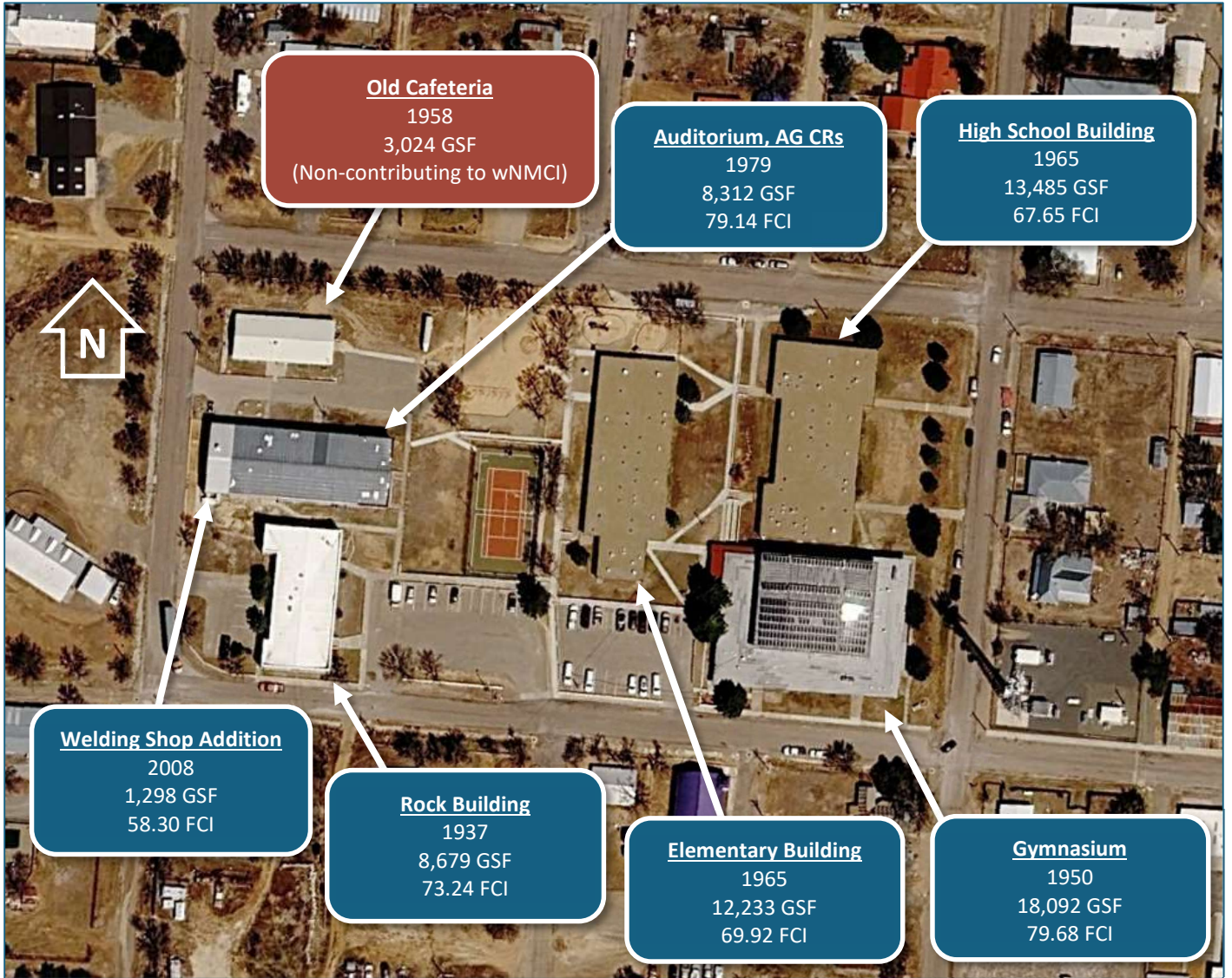
- The district passed a local bond election in November 2025 to become eligible.

Under NMAC §22-24-5(B)(9), Council may adjust a school district's required local share if it finds the district has made a good-faith effort to use all local resources. Before any adjustment, Council must assess whether the district meets one of these three criteria:

Option	Requirement	District Data	Meets Eligibility
1	Insufficient Bonding Capacity	\$931K	NO
	Mill Levy \geq 10.00	7.312	
2	MEM Count \leq 1500	104 (PED)	YES
	Mill Levy \geq 7.00	7.312	

Exhibit C

6. Site View



7. Campus Building Information

Building	Function	Year Built	FCI	SIZE (GSF)
Auditorium	Auditorium, Vo-Ag Shops	1979	80.13	8,312
Cafeteria	Food Service	1958	94.67	3,024
Elementary Building	Elementary Classrooms, Special Education	1965	72.47	12,233
Gymnasium	Physical Education, Media Center, Multi-purpose Classroom, Lockers	1950	78.24	18,092
High School Building	High School Classrooms, Special Education, Computer Lab, Admin	1965	68.88	13,485
Rock Building	Vo-Ag, Music, Art	1937	71.54	8,679
Welding Shop Addition	Shop	2008	55.05	1,298
Old Cafeteria	Storage	1958	N/A	3,024
Source: PSFA Facilities Assessment Database		Existing GSF		68,147
Note 1: FCI = Facility Condition Index		Max Allowable GSF		55,000
Note 2: GSF = Gross Square Footage		Existing minus Max		13,147

Exhibit C

8. Current and Projected Enrollment

The table below shows Pre-K through 12th grade enrollment at Corona Combined School for 2024–25 and projected student population through 2030–31. The school served 102 students in 2024–25, with Pre-K through 6th grade making up roughly 60 percent of the student population and grades 7–12 comprising the remainder. Projections indicate enrollment will range from 96 to 112 students through the 2030–31 school year.

Grade Levels	2024-25 Actual	Projection Years					
		2025-26	2026-27	2027-28	2028-29	2029-30	2030-31
Pre-K	0	0	0	0	0	0	
KN	10	7	8	7	6	7	7
1st	6	10	7	8	7	6	7
2nd	14	7	12	9	10	8	7
3rd	11	16	8	14	10	11	9
4th	7	10	14	7	12	9	10
5th	5	8	12	17	9	15	10
6th	9	6	10	14	20	10	18
7th	6	8	5	9	12	18	9
8th	6	5	6	4	7	10	14
9th	5	5	4	5	4	6	8
10th	10	4	4	4	5	3	5
11th	1	8	4	4	3	4	3
12th	12	1	9	4	4	3	4
TOTAL	102	96	104	105	109	110	112

Sources: Data for 2024-2025 is from NMPED 40-day Certified Enrollment Counts. 2025-2031 projections are from current FMP with PSFA Cohort Survival Rate.

9. Historic and Current PSCOC Funded Projects

Status	Fiscal Year Funded	Facility Name	Project Type	PSCOC Funding (nominal dollars)
Current	2024-2025	District Wide	Teacher Housing	\$394,320
Current	2024-2025	District Wide	Systems-Based	\$104,000
Historic	2023-2024	District Wide	Facilities Master Plan	\$17,258
Historic	2023-2024	District Wide	HB505~45.1	\$100,000
Historic	2023-2024	District Wide	HB505~45.2	\$50,000
Historic	2022-2023	District Wide	SB212	\$100,000
Historic	2012-2013	District Wide	Facilities Master Plan	\$1,400
Historic	2006-2007	District Wide	Facilities Master Plan	\$13,359
Historic	2006-2007	Coronado HS	Emergency	\$351,496
Historic	2005-2006	Corona ES, HS	Standards-Based	\$638,557
Historic	2003-2004	Corona HS	DCP	\$50,000
Historic	2002-2003	District Wide	DCP	\$6,000
Historic	1999-2000	Corona ES	DCP	\$430,000
Historic	1997-1998	District Wide	DCP	\$125,000

DCP: Deficiencies Correction Program

FY26 Award Cycle: Standards-based Application Summary

Española Public Schools: Española Valley High School

1. Project Description and Justification 1
2. Scope of Work | Enrollment | Maximum Allowable GSF | District’s Cost Estimate 1
3. Standards-Based Eligibility Criteria 2
4. District Financial Information..... 2
5. Local Match Reduction..... 2
6. Site View..... 3
7. Campus Building Information 3
8. Current and Projected Enrollment..... 4
9. Historic and Current PSCOC Funded Projects 4

1. Project Description and Justification

Española Public Schools has applied for a standards-based award to replace Española Valley High School. The campus consists of five permanent buildings and seven portable classrooms built between 1976 and 2009. Existing facilities total 188,474 gross square feet (GSF), which exceeds the district’s long-term space needs given declining enrollment. The district proposes to build a new two-story high school for 600 students totaling approximately 86,800 GSF, demolish existing educational facilities following completion of the new school, and renovate the existing gymnasium to include updated locker rooms and support spaces.

The existing campus has experienced significant deterioration and no longer adequately supports current educational and operational needs. Major deficiencies include structural settlement; recurring roof leaks; inconsistent heating and cooling systems; deteriorated plumbing and interior finishes; insufficient electrical capacity; deficiencies in the exterior building envelope; and noncompliance with current ADA accessibility requirements. Several educational spaces do not meet Adequacy Standards, including Career and Technical Education (CTE) areas. The condition and configuration of the campus also impact safety and security.

The district reports that the condition of the facilities has declined rapidly in recent years due to aging building systems and insufficient funding for major repairs and replacement. Although the current Facilities Master Plan did not originally identify the campus as a replacement priority, continued deterioration and increasing operational challenges have accelerated the need for a comprehensive solution. The proposed project would right-size the campus for projected enrollment while replacing outdated instructional spaces with modern educational facilities designed to support current programming and future flexibility.

2. Scope of Work | Enrollment | Maximum Allowable GSF | District’s Cost Estimate

- Full replacement of facility
• 5-year enrollment projection: 533 students
• Actual 2024-25 in-person enrollment: 774 students
• Maximum allowable GSF: 97,169
• District’s cost estimate: \$104 M

Exhibit D

3. Standards-Based Eligibility Criteria

Eligibility Criteria	Eligibility Threshold	FY26 Status	Meets?
Rank	Must be within Top 100	31	Yes
wNMCI	Within Council-defined eligibility cutoff (for FY26: ≥ 40.00%)	83.53%	Yes
FCI	Informational metric only	80.07%	N/A
FMP	Must be current	Current (2021-2026)	Yes
FMAR	Recommended ≥ 70%	70.53%	No
PM Plan	Must be current	Current	Yes
FIMS use	Must use at least 2 of 3 modules	2 of 3	No
Local Match	Local funding match required	District is asking for a reduction	N/A

4. District Financial Information

State / Local Match

- Local match: 55%
- State match: 45%

Bond Information

- | | |
|--|--|
| <ul style="list-style-type: none"> • GO Bond: November 2023 • Bonding Capacity: \$47M • Available Capacity: \$25M • Bond Sale: Nov 2025, for \$18M | <ul style="list-style-type: none"> • Mill Levy: 10.190 (Source: PED) • SB-9: \$153,582 • HB-33: \$0 • Unrestricted Cash Balance: \$49M |
|--|--|

Project Funding

- Sources: GO Bond (Source 3110)

5. Local Match Reduction

The district can partially support the local match for this project and requires a local match reduction.

- The district can fully support the local match for Phase 1 – Planning and Assessment
- The district can fully support the local match for Phase 2 – Design
- The district can partially support the local match for Phase 3 – Construction

Espanola Public Schools does meet statute requirements for a local match reduction.

- The district passed a local bond election in November 2023 to raise the mill levy and became eligible.

Under NMAC §22-24-5(B)(9), Council may adjust a school district's required local share if it finds the district has made a good-faith effort to use all local resources. Before any adjustment, Council must assess whether the district meets one of these three criteria:

Option	Requirement	District Data	Meets Eligibility
1	Insufficient Bonding Capacity	\$25M	YES
	Mill Levy ≥ 10.00	10.190	
2	MEM Count ≤ 1500	3,110	NO
	Mill Levy ≥ 7.00	10.190	

Exhibit D

6. Site View



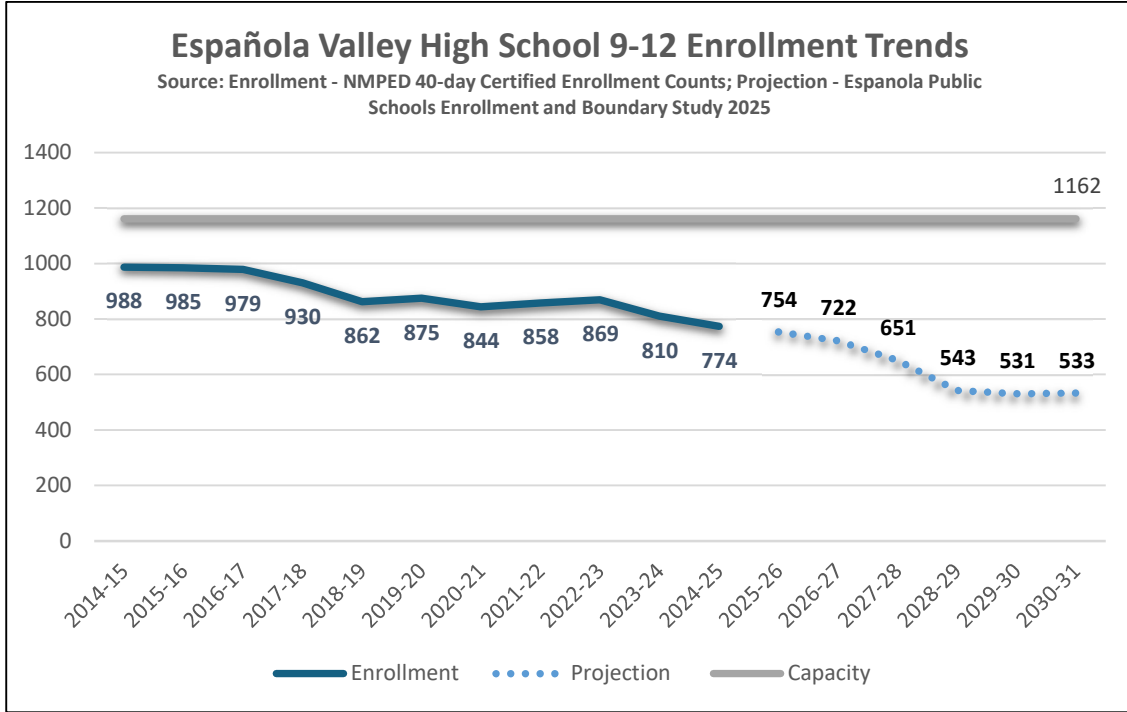
7. Campus Building Information

Building	Year Built	FCI	SIZE (GSF)	FCI ≥ 70%
Industrial Arts Building	1976	88.19%	8,897	8,897
Main Building	1976	79.50%	73,829	73,829
Gymnasium	1978	80.04%	65,152	65,152
Weight and Locker Room Addition	1995	81.06%	8,688	8,688
Science Lab Addition	2003	64.04%	19,744	
Portables (7)		100.00%	13,776	13,776
Source: PSFA Facilities Assessment Database			Existing GSF	157,695
Note 1: FCI = Facility Condition Index			Max Allowable GSF	97,169
Note 2: GSF = Gross Square Footage			Existing minus Max	60,526
Note 3: 87.5% of GSF has a Facility Condition Index (FCI) score of 70% or more, indicating the need for replacement rather than repair.				87.5% of GSF has FCI ≥ 70%

Exhibit D

8. Current and Projected Enrollment

The chart below shows enrollment at Española Valley High School starting with the 2014-15 school year and ending with projected student population in 2030-31. The school served 774 students in 2024-25. Projections indicate enrollment will decline to around 533 students in the 2030-31 school year.



9. Historic and Current PSCOC Funded Projects

Status	Fiscal Year Funded	Facility Name	Project Type	PSCOC Funding (nominal dollars)
Historic	2023-2024	District Wide	HB505~45.1	\$270,901
Historic	2023-2024	District Wide	HB505~45.2	\$146,462
Historic	2022-2023	District Wide	SB212	\$500,819
Historic	2020-2021	District Wide	Impact Aid	\$814
Historic	2019-2020	District Wide	Facilities Master Plan	\$48,987
Historic	2018-2019	Carlos Vigil MS	Security	\$73,346
Historic	2018-2019	Espanola Valley HS	Security	\$91,574
Historic	2018-2019	James H. Rodrigues ES	Security	\$70,432
Historic	2018-2019	Los Ninos Kindergarten	Security	\$44,392
Historic	2015-2016	Abiquiu ES	Standards-Based	\$454,036
Historic	2013-2014	District Wide	Facilities Master Plan	\$34,667
Historic	2012-2013	Los Ninos Kindergarten	Standards-Based	\$1,799,983
Historic	2012-2013	Carlos Vigil MS	Standards-Based	\$1,158,587
Historic	2012-2013	Chimayo ES	Roof-Based	\$111,230
Historic	2012-2013	Dixon ES	Roof-Based	\$141,722
Historic	2012-2013	Hernandez ES	Roof-Based	\$462,238
Historic	2012-2013	Espanola Valley HS	Roof-Based	\$369,899
Historic	2011-2012	District Wide	Facilities Master Plan	\$62,268
Historic	2011-2012	Velarde ES	Standards-Based	\$379,456

Exhibit D

Status	Fiscal Year Funded	Facility Name	Project Type	PSCOC Funding (nominal dollars)
Historic	2011-2012	Carinos Charter	Standards-Based	\$11,040
Historic	2011-2012	E.T.S. Fairview ES	Standards-Based	\$10,168,847
Historic	2008-2009	TEQ Old Sombrillo	Demolition	\$374,592
Historic	2008-2009	San Juan ES	Demolition	\$57,600
Historic	2007-2008	Carlos Vigil MS	Deficiencies Correction Program	\$202,000
Historic	2006-2007	Abiquiu, Velarde, Hernandez ES Wastewater	Emergency	\$666,000
Historic	2005-2006	Alcalde ES	Standards-Based	\$6,007,342
Historic	2005-2006	Valley HS	Roof-Based	\$973,419
Historic	2004-2005	San Juan ES	Standards-Based	\$2,015,169
Historic	2003-2004	Espanola MS, Los Ninos, Abiquiu, Fairview, Mountain View ES	Deficiencies Correction Program	\$263,571
Historic	2003-2004	Chimayo ES	Deficiencies Correction Program	\$344,730
Historic	2003-2004	Carlos F Vigil MS	Deficiencies Correction Program	\$100,000
Historic	2003-2004	James H. Rodrigues ES	Deficiencies Correction Program	\$3,599,684
Historic	2003-2004	Espanola Valley HS	Deficiencies Correction Program	\$550,000
Historic	2003-2004	Espanola Valley HS	Deficiencies Correction Program	\$550,000
Historic	2003-2004	Alcalde ES	Deficiencies Correction Program	\$600,000
Historic	2003-2004	Alcalde ES	Deficiencies Correction Program	\$216,414
Historic	2003-2004	Chimayo ES	Deficiencies Correction Program	\$190,500
Historic	2002-2003	Chimayo ES	Deficiencies Correction Program	\$145,883
Historic	2002-2003	Dixon ES	Deficiencies Correction Program	\$160,000
Historic	2002-2003	Fairview ES	Deficiencies Correction Program	\$155,000
Historic	2002-2003	Mountain View ES	Deficiencies Correction Program	\$240,000
Historic	2002-2003	San Juan, Hernandez, Dixon ES	Deficiencies Correction Program	\$345,872
Historic	2002-2003	Sombrillo ES	Deficiencies Correction Program	\$963,293
Historic	2002-2003	Velarde ES	Deficiencies Correction Program	\$220,000
Historic	2002-2003	Velarde ES	Deficiencies Correction Program	\$24,498
Historic	2002-2003	Espanola Valley HS	Deficiencies Correction Program	\$550,000
Historic	2001-2002	Espanola ES	Deficiencies Correction Program	\$263,596
Historic	2001-2002	Espanola Valley HS	Deficiencies Correction Program	\$550,000
Historic	2001-2002	Sombrillo ES	Deficiencies Correction Program	\$50,000
Historic	2001-2002	Sombrillo ES	Deficiencies Correction Program	\$65,000
Historic	1999-2000	Chimayo ES	Deficiencies Correction Program	\$841,000
Historic	1999-2000	Chimayo ES	Deficiencies Correction Program	\$841,000
Historic	1999-2000	Chimayo ES	Deficiencies Correction Program	\$841,000
Historic	1999-2000	Chimayo ES	Deficiencies Correction Program	\$21,620
Historic	1999-2000	Espanola Valley HS	Deficiencies Correction Program	\$15,000
Historic	1998-1999	Chimayo ES	Deficiencies Correction Program	\$841,000
Historic	1998-1999	Chimayo ES	Deficiencies Correction Program	\$841,000
Historic	1997-1998	Alcalde, Fairview, San Juan, Chimayo, Mountain View	Deficiencies Correction Program	\$75,000
Historic	1997-1998	San Juan ES, Espanola Valley HS	Deficiencies Correction Program	\$70,000
Historic	1997-1998	Sombrillo ES	Deficiencies Correction Program	\$50,000
Historic	1995-1996	Espanola MS	Deficiencies Correction Program	\$4,880,000
Historic	1995-1996	Espanola MS	Deficiencies Correction Program	\$100,000
Historic	1994-1995	Velarde ES	Deficiencies Correction Program	\$150,000

FY26 Award Cycle: Standards-based Application Summary

House Municipal Schools: House Combined School

- 1. Project Description and Justification 1
- 2. Scope of Work | Enrollment | Maximum Allowable GSF | District’s Cost Estimate 1
- 3. Standards-Based Eligibility Criteria 1
- 4. District Financial Information..... 1
- 5. Local Match Reduction..... 2
- 6. Site View..... 3
- 7. Campus Building Information 4
- 8. Current and Projected Enrollment..... 4
- 9. Historic and Current PSCOC Funded Projects 5

1. Project Description and Justification

House Municipal Schools proposes a full replacement of its House Combined School campus to serve 65 in-person students in grades Pre-K through 12. The current campus totals 57,229 GSF, slightly above the 55,000 GSF Maximum Allowable. Facilities Master Plan data show classrooms are 78% utilized, but average seat occupancy is only 23%, reflecting small grade-level cohorts and low student loading. The replacement project will need to right-size the facility within Maximum Allowable GSF and Adequacy Standards. The district does not plan to retain any existing buildings.

Replacement is driven by the age and condition of buildings and related system deficiencies. Many of the spaces on the campus have an FCI above 70%, indicating need for replacement rather than repair. Structures include the Cafeteria/Science Building (1952), Gym (1963) and Little Gym/Art Building (1993), all showing roof leaks, damaged windows, cracked or deteriorating walls, and fixtures that do not meet current codes. Also, accessibility and life, health, and safety issues are campus wide. Exterior door curbs limit accessibility, the fire alarm panel is problematic, and campus security is compromised by missing fencing. A sinkhole near the playing field and track requires geotechnical investigation.

Taken together, these factors make clear that full replacement is the most appropriate way to ensure a safe, code-compliant, and maintainable learning environment.

2. Scope of Work | Enrollment | Maximum Allowable GSF | District’s Cost Estimate

- | | |
|--|---|
| <ul style="list-style-type: none"> • Full replacement of facility • 5-year enrollment projection: 69 students • Current in-person enrollment: 65 students | <ul style="list-style-type: none"> • Maximum allowable GSF: 55,000 • District’s cost estimate: \$57 M |
|--|---|

3. Standards-Based Eligibility Criteria

Eligibility Criteria	Eligibility Threshold	FY26 Status	Meets?
Rank	Must be within Top 100	85	Yes
wNMCI	Within Council-defined eligibility cutoff (for FY26: ≥ 40.00%)	42.04%	Yes
FCI	Informational metric only	78.80%	N/A
FMP	Must be current	Current (2021-2026)	Yes
FMAR	Recommended ≥ 70%	67.37%	No
PM Plan	Must be current	Current	Yes
FIMS use	Must use at least 2 of 3 modules	2 of 3	Yes
Local Match	Local funding match required	District is asking for a reduction	N/A

4. District Financial Information

Exhibit E

State / Local Match

- Local match: 5%
- State match: 95%

Bond Information

- GO Bond: November 2023
- Bonding Capacity: \$1.2M
- Available Capacity: \$588K
- Bond Sale: Nov. 23 for \$400K

- Mill Levy: 8.529 (Source: PED)
- SB-9: \$100K
- HB-33: \$0
- Unrestricted Cash Balance: \$542K

Project Funding

- Sources: GO Bond (Source 3110)

5. Local Match Reduction

The district can partially support the local match for this project and requires a local match reduction.

- The district can fully support the local match for Phase 1 – Planning and Assessment
- The district can fully support the local match for Phase 2 – Design
- The district can partially support the local match for Phase 3 – Construction

House Municipal Schools does meet statute requirements for a local match reduction.

- The district passed a local bond election in November 2023 to raise the mill levy and became eligible.

Under NMAC §22-24-5(B)(9), Council may adjust a school district's required local share if it finds the district has made a good-faith effort to use all local resources. Before any adjustment, Council must assess whether the district meets one of these three criteria:

Option	Requirement	District Data	Meets Eligibility
1	Insufficient Bonding Capacity	\$588K	NO
	Mill Levy \geq 10.00	8.529	
2	MEM Count \leq 1500	61	YES
	Mill Levy \geq 7.00	8.529	

Exhibit E

6. Site View

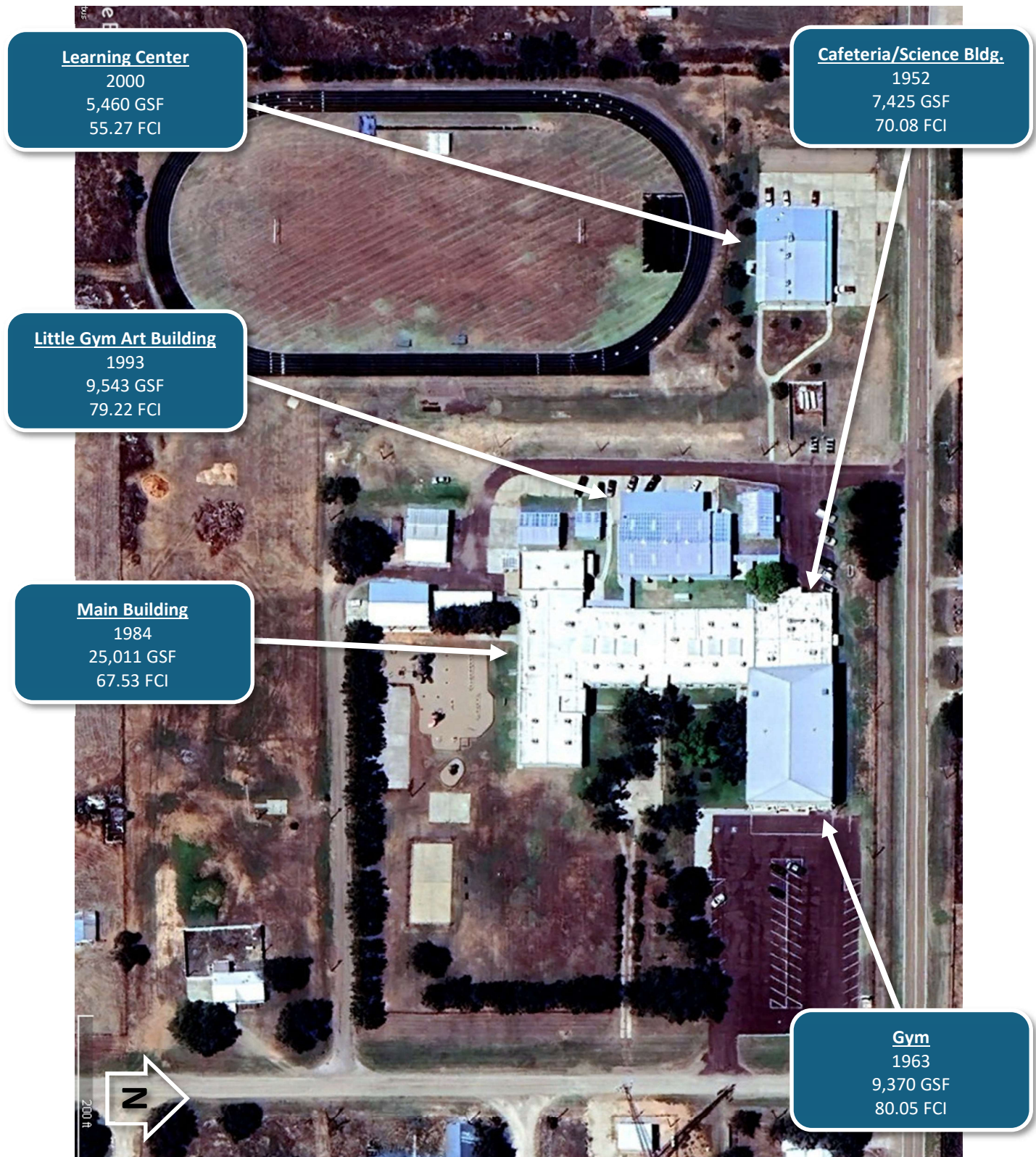


Exhibit E

7. Campus Building Information

Building	Year Built	FCI	SIZE (GSF)	FCI ≥ 70%
Cafeteria and Science Building	1952	70.08%	7,425	7,425
Gymnasium	1963	80.05%	9,370	9,370
Main Building	1984	67.53%	25,011	
Little Gym Art Building	1993	79.22%	9,543	9,543
Learning Center	2000	55.27%	5,460	
Source: PSFA Facilities Assessment Database			Existing GSF	56,809
Note 1: FCI = Facility Condition Index			Max Allowable GSF	55,000
Note 2: GSF = Gross Square Footage			Existing minus Max	1,809
Note 3: 44.0% of GSF has a Facility Condition Index (FCI) score of 70% or more, indicating need for replacement rather than repair.				25,011
				44.0% of GSF has FCI ≥ 70%

8. Current and Projected Enrollment

The table below shows Pre-K through 12th grade enrollment at House Combined School for 2024–25 and projected student population through 2030–31. The school served 61 students in 2024–25, with Pre-K through 6th grade making up roughly 36 percent of the student population and grades 7–12 comprising the remainder. Projections indicate enrollment will range from 64 to 70 students through the 2030–31 school year.

Grade Levels	2024-25 Actual	Projection Years					
		2025-26	2026-27	2027-28	2028-29	2029-30	2030-31
Pre-K	6	5	5	6	6	7	6
KN	0	3	2	2	2	2	2
1st	1	0	2	2	2	2	2
2nd	1	1	0	2	2	2	2
3rd	1	1	1	0	2	2	2
4th	5	1	1	1	0	2	2
5th	6	5	1	1	1	0	2
6th	2	5	4	1	1	1	3
7th	4	2	5	4	1	1	1
8th	6	6	3	7	5	1	2
9th	9	13	12	6	12	11	7
10th	8	9	13	13	6	13	12
11th	5	10	11	16	15	8	15
12th	7	5	9	10	15	14	8
TOTAL	61	64	69	70	69	64	65

Sources: Data for 2024-2025 is from NMPEd 40-day Certified Enrollment Counts. 2026-2031 projections are from current FMP with PSFA Cohort Survival Rate.

Exhibit E

9. Historic and Current PSCOC Funded Projects

Status	Fiscal Year Funded	Facility Name	Project Type	PSCOC Funding (nominal dollars)
Current	2023-2024	District Wide	Teacher Housing	\$430,888
Historic	2023-2024	District Wide	Facilities Master Plan	\$23,493
Historic	2023-2024	District Wide	HB505~45.1	\$116,804
Historic	2023-2024	District Wide	HB505~45.2	\$63,150
Historic	2022-2023	District Wide	SB212	\$111,475
Historic	2021-2022	Combo School	Systems-Based	\$134,233
Historic	2019-2020	District Wide	Facilities Master Plan	\$9,668
Historic	2018-2019	Combo School	Security	\$159,705
Historic	2006-2007	District Wide	Facilities Master Plan	\$35,000

DCP: Deficiencies Correction Program

FY26 Award Cycle: Standards-based Application Summary

Jemez Mtn Public Schools: Coronado Combined School

- 1. Project Description and Justification 1
- 2. Scope of Work | Enrollment | Maximum Allowable GSF | District’s Cost Estimate 1
- 3. Standards-Based Eligibility Criteria 1
- 4. District Financial Information..... 2
- 5. Local Match Reduction..... 2
- 6. Site View..... 3
- 7. Campus Building Information 3
- 8. Current and Projected Enrollment..... 4
- 9. Historic and Current PSCOC Funded Projects 4

1. Project Description and Justification

Jemez Mountain Public Schools is proposing a full replacement of the existing Gallina/Coronado Combined campus with a new PreK–12 school, right-sized from 113,443 gross square feet (GSF) to the maximum allowable 55,000 GSF. One potential exception is the possible retention and reuse of the existing Coronado Gymnasium (“Leopard’s Den”), though its size and long-term suitability would require additional evaluation. Elementary students have already been consolidated into the Coronado campus, and the district is seeking demolition of the former Gallina Elementary facility.

The existing campus is comprised of multiple buildings serving elementary, middle, and high school functions. Across the campus, building components, major systems, and site infrastructure have exceeded their functional life spans, as reflected in high Facility Condition Index (FCI) scores. All buildings contributing to PSFA’s weighted wNMCI have FCI scores of 70 percent or greater, indicating significant deterioration and a need for replacement. In addition to overall age and condition, the district faces challenges associated with excess capacity, low utilization, and inefficient building configurations. The current campus layout also presents limitations for modern school security standards, including controlled access, secure entry points, and effective campus supervision. These conditions, combined with the physical state of the facilities, reinforce the need for a safe, modern, and appropriately sized learning environment.

2. Scope of Work | Enrollment | Maximum Allowable GSF | District’s Cost Estimate

- Full replacement of facility
- 5-year enrollment projection: 102 students
- Current in-person enrollment: 109 students
- Maximum allowable GSF: 55,000
- District’s cost estimate: \$57 M

3. Standards-Based Eligibility Criteria

Eligibility Criteria	Eligibility Threshold	FY26 Status	Meets?
Rank	Must be within Top 100	15	Yes
wNMCI	Within Council-defined eligibility cutoff (for FY26: ≥ 40.00%)	72.66%	Yes
FCI	Informational metric only	76.80%	N/A
FMP	Must be current	Current (2022-2027)	Yes
FMAR	Recommended ≥ 70%	62.42%	No
PM Plan	Must be current	Current	Yes
FIMS use	Must use at least 2 of 3 modules	2 of 3	Yes
Local Match	Local funding match required	District is asking for a reduction	N/A

Exhibit F

4. District Financial Information

State / Local Match

- Local match: 47%
- State match: 53%

Bond Information

- GO Bond: November 2025
- Bonding Capacity: \$15M
- Available Capacity: \$6.9M
- Bond Sale: Nov. 2025 for \$8.1M

- Mill Levy: 2.318 (Source: PED)
- SB-9: \$350K
- HB-33: \$0
- Unrestricted Cash Balance: \$735,182

Project Funding

- Sources: GO Bond (Source 3110)

5. Local Match Reduction

The district can partially support the local match for this project and requires a local match reduction.

- The district can fully support the local match for Phase 1 – Planning and Assessment
- The district can fully support the local match for Phase 2 – Design
- The district can partially support the local match for Phase 3 – Construction

Jemez Mountain Public Schools does not meet statute requirements for a local match reduction.

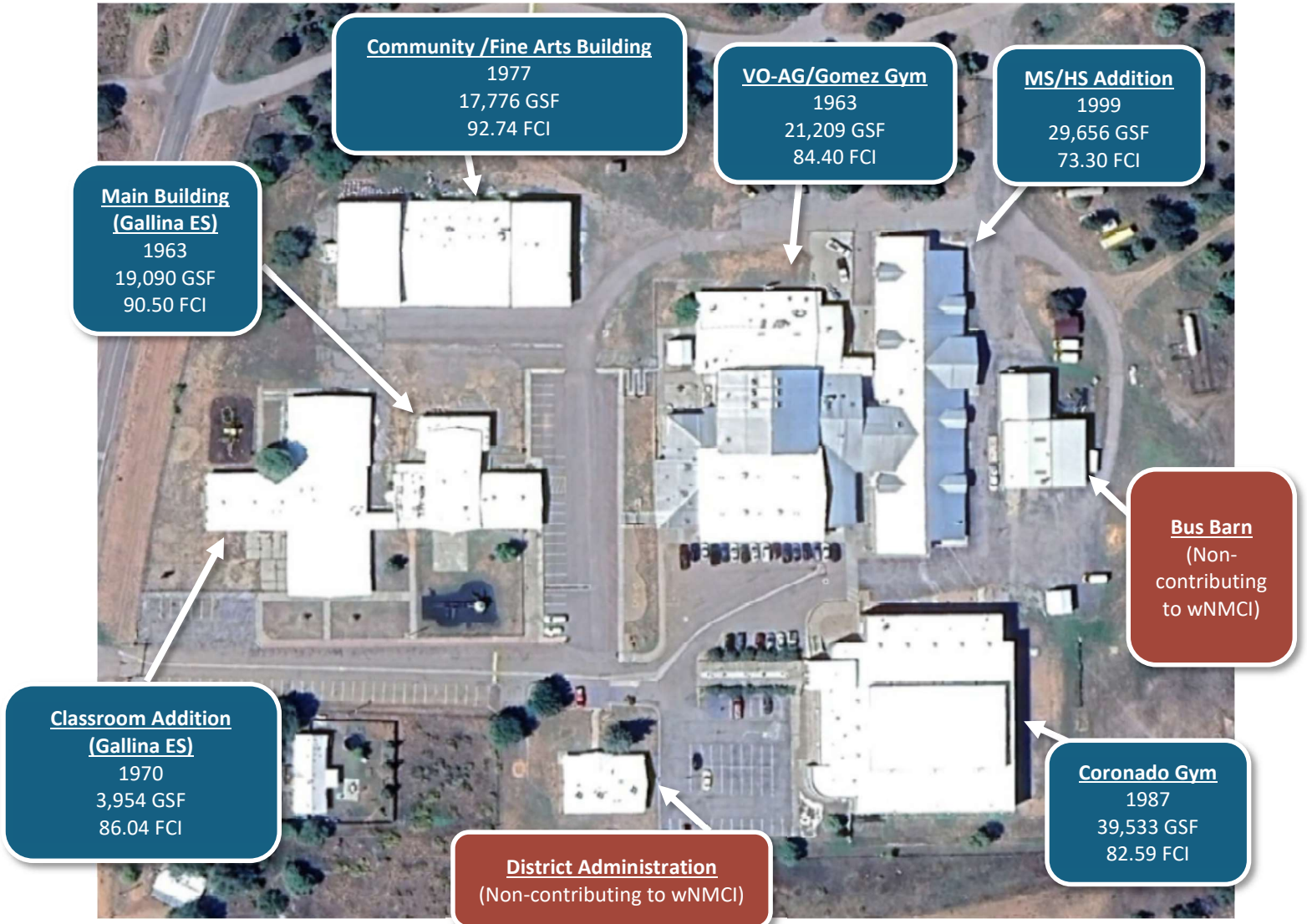
- The district passed a local bond election in November 2025.

Under NMAC §22-24-5(B)(9), Council may adjust a school district's required local share if it finds the district has made a good-faith effort to use all local resources. Before any adjustment, Council must assess whether the district meets one of these three criteria:

Option	Requirement	District Data	Meets Eligibility
1	Insufficient Bonding Capacity	\$6.9M	NO
	Mill Levy \geq 10.00	2.318	
2	MEM Count \leq 1500	155	NO
	Mill Levy \geq 7.00	2.318	

Exhibit F

6. Site View



7. Campus Building Information

Building	Function	Year Built	FCI	SIZE (GSF)	FCI at 70 percent or more?	
Main Building (Gallina ES)	Vacant	1963	89.62%	19,090	19,090	
Classroom Addition (Gallina ES)	Vacant	1970	84.87%	3,954	3,954	
Community / Fine Arts Building	Vacant	1977	92.74%	17,776	17,776	
Coronado Gym (Leopard's Den)	Physical Education/Weight Room	1987	81.25%	39,533	39,533	
MS/HS Addition	See Note 3	1999	70.55%	29,656	29,656	
Vo-Ag/Gomez Gym	Physical Education	1963	82.50%	21,209	21,209	
				Existing GSF	131,218	131,218
				Max Allowable GSF	55,000	100% of GSF has FCI ≥ 70%
				Existing minus Max	76,218	

Source: PSFA Facilities Assessment Database

Note 1: FCI = Facility Condition Index

Note 2: GSF = Gross Square Footage

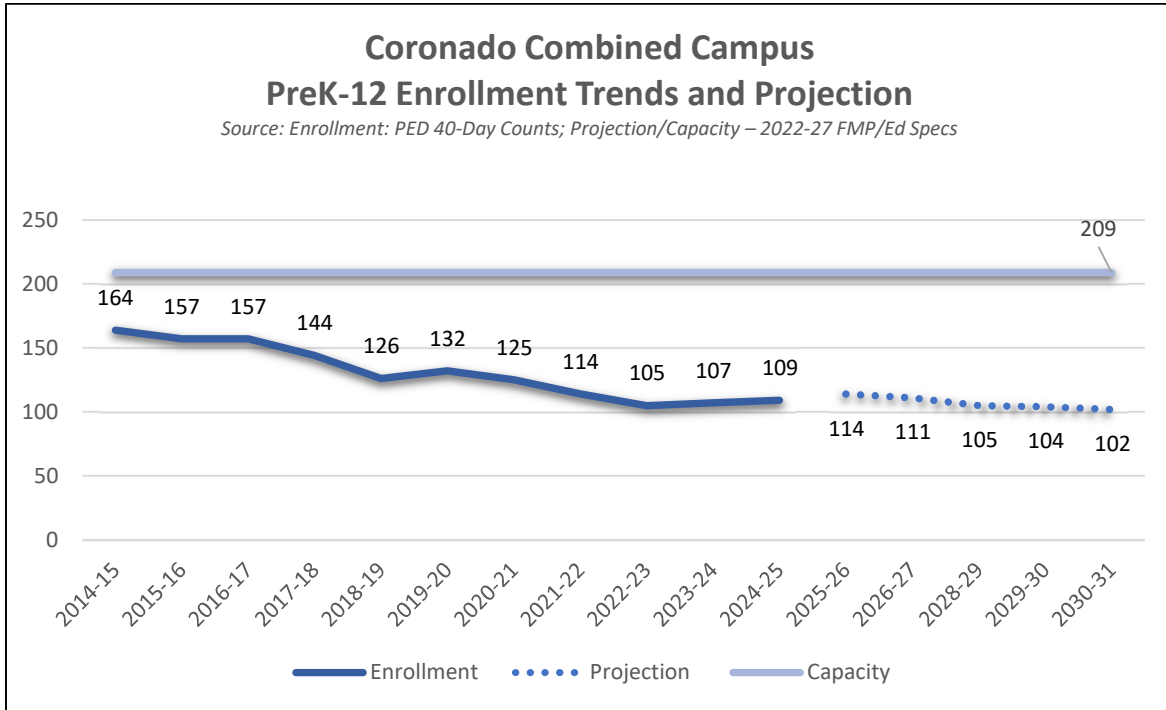
Note 3: General education classrooms, special education, school administration, multi-purpose room, specialty classrooms

Note 4: 100% of GSF has a Facility Condition Index (FCI) score of 70% or more, indicating need for replacement rather than repair.

Exhibit F

8. Current and Projected Enrollment

The chart below shows Pre-K through 12th grade enrollment at Coronado Combined School starting with the 2014-15 school year and ending with projected student population in 2030-31. The school served 109 students in 2024-25. Projections indicate enrollment will range from 102 to 114 students through the 2030-31 school year.



9. Historic and Current PSCOC Funded Projects

Status	Fiscal Year Funded	Facility Name	Project Type	PSCOC Funding (nominal dollars)
Historic	2023-2024	District Wide	HB505~45.1	\$100,000
Historic	2023-2024	District Wide	HB505~45.2	\$50,000
Historic	2022-2023	District Wide	SB212	\$100,000
Historic	2020-2021	District Wide	Impact Aid	\$30,351
Historic	2019-2020	District Wide	Outside of Adequacy	\$58,777
Historic	2016-2017	District Wide	Facilities Master Plan	\$3,280
Historic	2010-2011	District Wide	Facilities Master Plan	\$2,050
Historic	2008-2009	District Wide	Facilities Master Plan	\$3,750
Historic	2006-2007	Gallina Campus (K-12)	Emergency	\$351,496
Historic	2005-2006	Lybrook ES	Standards-Based	\$2,406,218
Historic	2004-2005	Coyote ES	Standards-Based	\$256,652
Historic	2004-2005	Coronado HS	DCP	\$90,000
Historic	2003-2004	Coyote ES	DCP	\$206,397
Historic	2003-2004	Lindrith CS	DCP	\$25,277
Historic	2003-2004	Coronado HS	DCP	\$440,000
Historic	1997-1998	District Wide	DCP	\$25,000
Historic	1997-1998	District Wide	DCP	\$25,000

DCP: Deficiencies Correction Program

FY26 Award Cycle: Standards-based Application Summary

Las Cruces Public Schools: Mayfield High School

1. Project Description and Justification 1
2. Scope of Work | Enrollment | Maximum Allowable GSF | District’s Cost Estimate 1
3. Standards-Based Eligibility Criteria 2
4. District Financial Information..... 2
5. Local Match Reduction..... 2
6. Site View..... 3
7. Campus Building Information 4
8. Current and Projected Enrollment..... 5
9. Historic and Current PSCOC Funded Projects 6

1. Project Description and Justification

Las Cruces Public Schools proposes to demolish and fully replace Mayfield High School with a new facility serving grades 9 through 12. The school includes seven buildings constructed between 1964 and 2018 on a campus that has undergone repeated expansion over several decades to accommodate enrollment growth and evolving educational programs. The piecemeal development has contributed to aging infrastructure, inefficient building relationships, drainage and circulation deficiencies, inadequate parking and wayfinding, accessibility limitations, and increasing operational, maintenance, and campus security challenges.

Building components, major systems, and site infrastructure have exceeded or are approaching the end of their functional service lives. The campus is classified as Category 4, indicating multiple systems have reached or surpassed their expected life spans. Roof systems, HVAC, plumbing, sewer, electrical, and life-safety systems require major replacement or upgrades. Structural settlement and cracking are present in portions of the campus. Existing electrical infrastructure is insufficient to support instructional technology, safety systems, and operational demands, contributing to ongoing reliability and maintenance concerns.

Instructional and support spaces do not meet current educational adequacy standards or programmatic requirements. General classrooms are undersized, and specialized spaces for special education, career technical education (CTE), and JROTC are limited or functionally inadequate. Athletic facilities require modernization to support programming and address Title IX considerations. The replacement campus would provide instructional, support, athletic, and student services spaces aligned with district educational specifications and current standards.

The project would address long-standing site deficiencies, including drainage issues, pedestrian circulation, traffic flow, parking constraints, accessibility barriers, and campus security concerns, and would include upgraded utility infrastructure and campus-wide safety and access systems to improve operations.

Mayfield High School contains 269,243 gross square feet (GSF), including portables. Based on a five-year projected enrollment of 1,875 students, PSFA’s maximum allowable GSF is 202,334 GSF. Educational specifications for a replacement campus total approximately 304,445 GSF, exceeding the PSFA maximum primarily due to expanded CTE, JROTC, and specialized instructional spaces. Further coordination would be required to align the educational program with PSFA space standards and funding parameters.

Enrollment at Mayfield High School declined over the past decade before increasing following attendance boundary adjustments. Future enrollment is projected to grow with continued residential development in northeast Las Cruces and additional boundary adjustments intended to relieve overcrowding at other district high schools.

2. Scope of Work | Enrollment | Maximum Allowable GSF | District’s Cost Estimate

- Full replacement of facility
• 5-year enrollment projection: 1,875 students
• Current in-person enrollment: 1,444 students
• Maximum allowable GSF: 202,334
• District’s cost estimate: \$269 M

Exhibit G

3. Standards-Based Eligibility Criteria

Eligibility Criteria	Eligibility Threshold	FY26 Status	Meets?
Rank	Must be within Top 100	7	Yes
wNMCI	Within Council-defined eligibility cutoff (for FY26: $\geq 40.00\%$)	82.46%	Yes
FCI	Informational metric only	68.17%	N/A
FMP	Must be current	Current (2026-2031)	Yes
FMAR	Recommended $\geq 70\%$	75.53%	Yes
PM Plan	Must be current	Current	Yes
FIMS use	Must use at least 2 of 3 modules	2 of 3	Yes
Local Match	Local funding match required	District is asking for a reduction	Yes

4. District Financial Information

State / Local Match

- Local match: 57%
- State match: 43%

Bond Information

- | | |
|---|--|
| <ul style="list-style-type: none"> GO Bond: November 2025 & November 2021 Bonding Capacity: \$297M Available Capacity: \$106M Bond Sale: Nov. 2021 for 12.5M (Final Issuance)
Nov. 2025 for \$65M | <ul style="list-style-type: none"> Mill Levy: 9.521 (Source: PED) SB-9: \$10.7M HB-33: \$22.6M Unrestricted Cash Balance: \$353M |
|---|--|

Project Funding

- Sources: GO Bond (Source 3110)

5. Local Match Reduction

The district can partially support the local match for this project and requires a local match reduction.

- The district can fully support the local match for Phase 1 – Planning and Assessment
- The district can fully support the local match for Phase 2 – Design
- The district can partially support the local match for Phase 3 – Construction

Las Cruces Public Schools does not meet statute requirements for a local match reduction.

- The district passed a local bond election in November 2021 and in November 2025.

Under NMAC §22-24-5(B)(9), Council may adjust a school district's required local share if it finds the district has made a good-faith effort to use all local resources. Before any adjustment, Council must assess whether the district meets one of these three criteria:

Option	Requirement	District Data	Meets Eligibility
1	Insufficient Bonding Capacity	\$106M	NO
	Mill Levy ≥ 10.00	9.521	
2	MEM Count ≤ 1500	23,342	NO
	Mill Levy ≥ 7.00	9.521	

Exhibit G

6. Site View

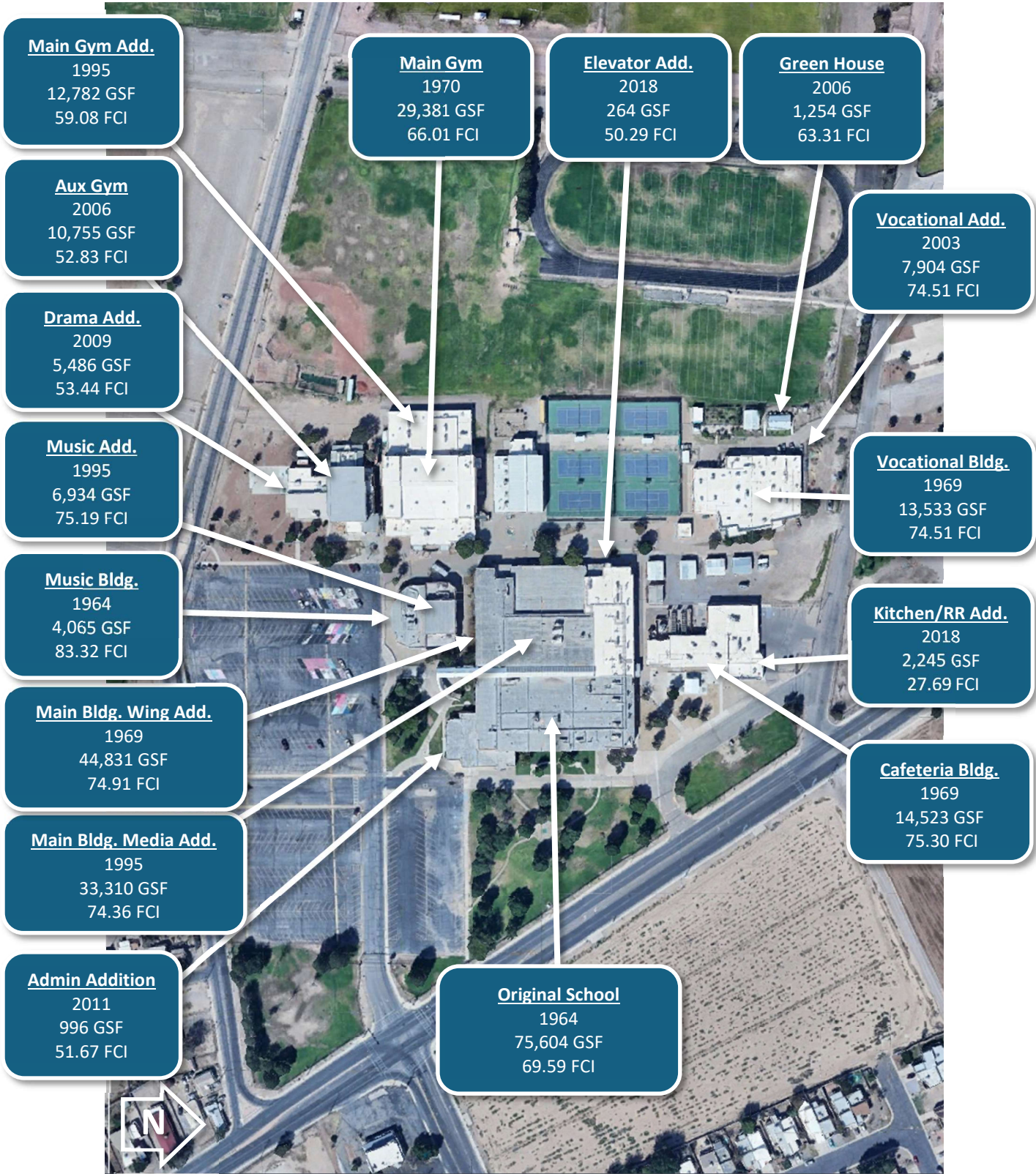


Exhibit G

7. Campus Building Information

Building	Year Built	FCI	SIZE (GSF)	FCI ≥ 70%
Field House - Non wNMCI Contributing	1970	83.72%	11,228	
Music Building	1964	83.32%	4,065	4,065
Cafeteria Building	1969	75.30%	14,523	14,523
Music Addition	1995	75.19%	6,934	6,934
Main Building Wing Addition	1969	74.91%	44,831	44,831
Vocational Building	1969	74.51%	13,533	13,533
Main Building Media Addition	1995	74.36%	33,310	33,310
Original School	1964	69.59%	75,604	
Main Gym	1970	66.01%	29,381	
Green House	2006	63.31%	1,254	
Vocational Addition	2003	62.39%	7,904	
Field House Addition - Non wNMCI Contributing	2006	61.33%	1,252	
Main Gym Addition	1995	59.08%	12,782	
Drama Addition	2009	53.44%	5,486	
Aux Gym	2006	52.83%	10,755	
Admin Addition	2011	51.67%	996	
Elevator Addition	2018	50.29%	264	
Kitchen and Restroom Addition	2018	24.30%	2,245	
Portables (6)	1975-1989	100.00%	5,376	5,376
Source: PSFA Facilities Assessment Database	Existing GSF		269,243	122,572
Note 1: FCI = Facility Condition Index	Max Allowable GSF		202,334	45.52% of
Note 2: GSF = Gross Square Footage	Existing minus Max		66,909	GSF has FCI ≥ 70%

Note 3: 45.52% of GSF has a Facility Condition Index (FCI) score of 70% or more, indicating the need for replacement rather than repair.

Exhibit G

8. Current and Projected Enrollment

The charts below show high school enrollment trends in Las Cruces both district-wide and by individual school. IN 2024-25, Mayfield served 1,327 students in 2024–25. Projections indicate enrollment will range from 1,444 to 1,857 students through the 2030–31 school year.

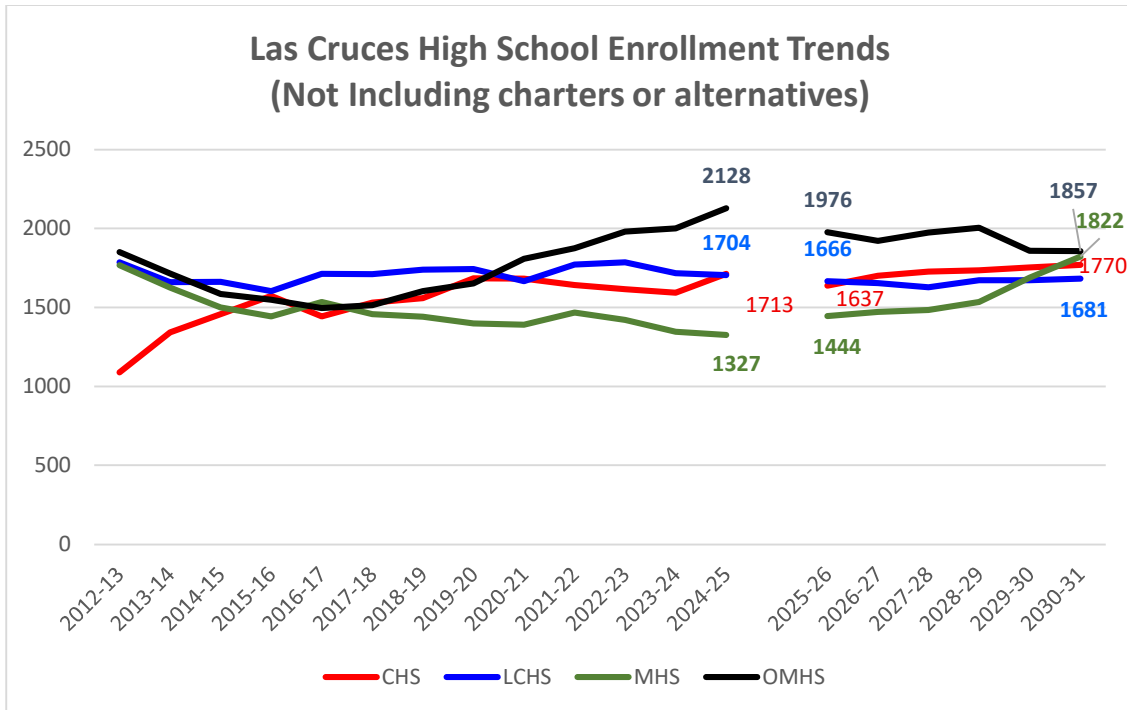
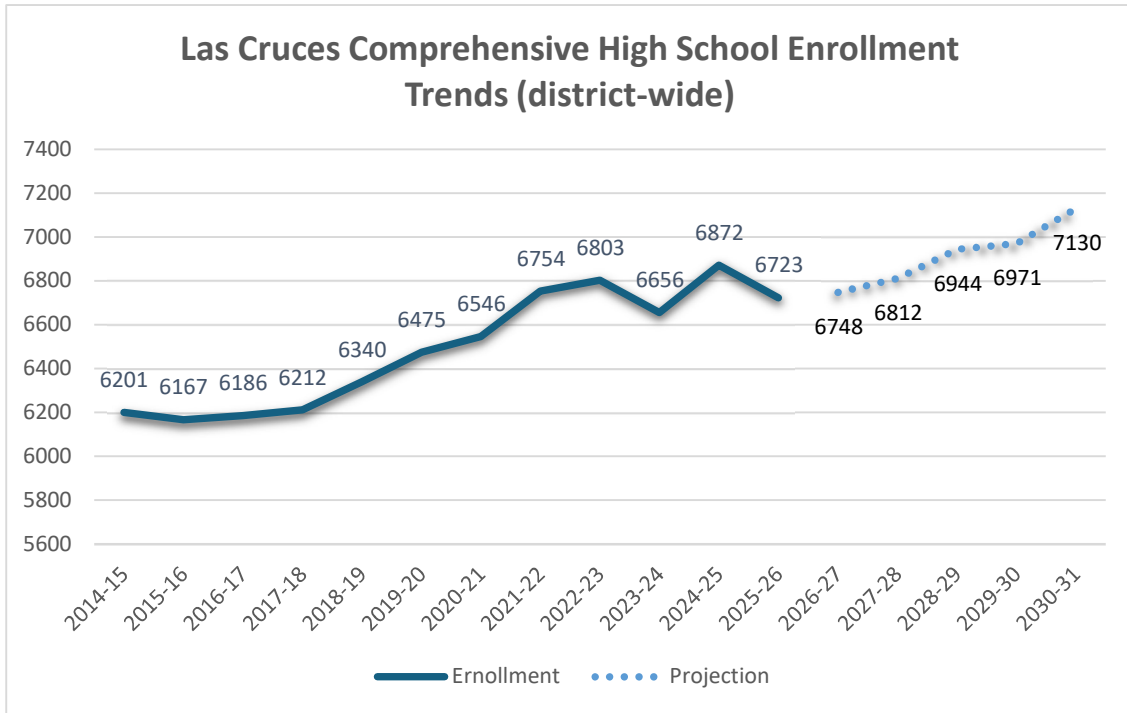


Exhibit G

9. Historic and Current PSCOC Funded Projects

Status	Fiscal Year Funded	Facility Name	Project Type	PSCOC Funding (nominal dollars)
Current	2021-2022	Hermosa Heights ES	Systems-Based	\$2,585,205
Current	2021-2022	Zia MS	Systems-Based	\$1,808,588
Current	2020-2021	Tombaugh ES	Systems-Based	\$165,549
Current	2019-2020	Valley View ES	Systems-Based	\$1,411,207
Current	2019-2020	Columbia ES	Standards-Based	\$34,432,417
Historic	2025-2026	District Wide	HB450	\$1,651,356
Historic	2023-2024	District Wide	HB505~45.1	\$3,120,723
Historic	2023-2024	District Wide	HB505~45.2	\$1,687,209
Historic	2022-2023	District Wide	SB212	\$4,022,541
Historic	2023-2024	District Wide	Facilities Master Plan	\$25,397
Historic	2021-2022	East Picacho ES	Systems-Based	\$1,888,369
Historic	2020-2021	Onate HS	Systems-Based	\$1,208,281
Historic	2019-2020	District-Wide	Security	\$230,046
Historic	2018-2019	Desert Hills ES	Standards-Based	\$12,202,800
Historic	2018-2019	Fairacres ES	Systems-Based	\$314,515
Historic	2018-2019	Highland ES	Systems-Based	\$229,869
Historic	2018-2019	Hillrise ES	Systems-Based	\$39,110
Historic	2018-2019	Lynn MS	Systems-Based	\$3,107,357
Historic	2018-2019	Mayfield HS	Systems-Based	\$245,368
Historic	2018-2019	Mesilla Valley Leadership Academy	Systems-Based	\$249,600
Historic	2018-2019	Oñate HS	Systems-Based	\$329,147
Historic	2018-2019	Picacho MS	Systems-Based	\$141,238
Historic	2018-2019	Rio Grande Preparatory Institute	Systems-Based	\$695,031
Historic	2018-2019	Vista MS	Systems-Based	\$58,807
Historic	2018-2019	Rio Grande Preparatory Institute	Security	\$115,648
Historic	2018-2019	Cesar Chavez ES	Security	\$158,080
Historic	2018-2019	Conlee ES	Security	\$133,120
Historic	2018-2019	Dona Ana ES	Security	\$113,152
Historic	2018-2019	East Picacho ES	Security	\$121,472
Historic	2018-2019	MacArthur ES	Security	\$133,120
Historic	2018-2019	Mesilla Park ES	Security	\$113,152
Historic	2018-2019	Sunrise ES	Security	\$42,432
Historic	2018-2019	Tombaugh ES	Security	\$67,392
Historic	2018-2019	University Hills ES	Security	\$42,432
Historic	2018-2019	Valley View ES	Security	\$46,592
Historic	2018-2019	White Sands ES/MS	Security	\$76,992
Historic	2018-2019	Zia MS	Security	\$42,432
Historic	2017-2018	District Wide	Facilities Master Plan	\$247,949
Historic	2014-2015	Mesilla ES	Roof-Based	\$802,625
Historic	2014-2015	Dona Ana ES	Emergency-Based	\$1,060,116
Historic	2012-2013	Zia MS	Roof-Based	\$1,227,431
Historic	2011-2012	Sunrise ES	Roof-Based	\$777,068
Historic	2011-2012	MacArthur ES	Roof-Based	\$421,804

Exhibit G

Status	Fiscal Year Funded	Facility Name	Project Type	PSCOC Funding (nominal dollars)
Historic	2011-2012	Fairacres ES	Roof-Based	\$327,209
Historic	2010-2011	Las Cruces HS	Standards-Based	\$46,979,000
Historic	2010-2011	University Hills ES	Standards-Based	\$2,107,676
Historic	2010-2011	Picacho MS	Standards-Based	\$1,464,976
Historic	2009-2010	Loma Heights ES	Standards-Based	\$8,741,388
Historic	2009-2010	Onate HS	Roof-Based	\$1,600,000
Historic	2007-2008	Lynn-Camino Real MS	Standards-Based	\$24,311,560
Historic	2006-2007	Las Cruces HS	Standards-Based	\$0
Historic	2006-2007	White Sands ES/MS	Roof-Based	\$777,669
Historic	2006-2007	Mac Arthur ES	DCP	\$100,100
Historic	2006-2007	Zia MS	DCP	\$83,900
Historic	2006-2007	Zia MS	DCP	\$41,900
Historic	2005-2006	Desert Hills ES	Standards-Based	\$1,867,852
Historic	2005-2006	Hillrise ES	Standards-Based	\$771,900
Historic	2005-2006	Sonoma ES	Standards-Based	\$9,507,028
Historic	2005-2006	Central ES	Standards-Based	\$1,254,330
Historic	2005-2006	Hermosa Heights ES	Standards-Based	\$2,717,612
Historic	2005-2006	Mayfield HS	Standards-Based	\$67,225,297
Historic	2005-2006	Mayfield HS	Standards-Based	\$10,454,508
Historic	2005-2006	Mayfield HS	DCP	\$829,023
Historic	2005-2006	Hermosa Heights ES	DCP	\$2,000,000
Historic	2005-2006	Lynn MS	DCP	\$728,000
Historic	2005-2006	Mesilla ES	DCP	\$50,000
Historic	2004-2005	Sierra MS	Standards-Based	\$1,297,204
Historic	2004-2005	Vista MS	Standards-Based	\$2,190,753
Historic	2003-2004	District Wide	DCP	\$8,970,972
Historic	2003-2004	Las Cruces HS	DCP	\$611,147
Historic	2003-2004	Mesilla ES	DCP	\$50,000
Historic	2002-2003	Las Cruces HS	DCP	\$394,287
Historic	2002-2003	District Wide	DCP	\$4,309,411
Historic	2002-2003	Lynn MS	DCP	\$54,483
Historic	2002-2003	Highland ES	DCP	\$10,000
Historic	2001-2002	Zia MS	DCP	\$228,321
Historic	2001-2002	Dona Ana ES	DCP	\$32,271
Historic	2001-2002	East Picacho ES	DCP	\$115,000
Historic	2001-2002	Fairacres ES	DCP	\$5,000
Historic	2001-2002	Hermosa Heights ES	DCP	\$65,000
Historic	2001-2002	Mesilla ES	DCP	\$75,000
Historic	2001-2002	Sierra MS	DCP	\$145,000
Historic	2001-2002	Tombaugh ES	DCP	\$15,000
Historic	1999-2000	Booker T. Washington ES	DCP	\$36,000
Historic	1998-1999	Desert Hills ES	DCP	\$83,000
Historic	1998-1999	Highland ES	DCP	\$50,000

DCP: Deficiencies Correction Program

FY26 Award Cycle: Standards-based Application Summary

Mesa Vista Consolidated Schools:
Mesa Vista Combined Middle/High School

1. Project Description and Justification 1
2. Scope of Work | Enrollment | Maximum Allowable GSF | District’s Cost Estimate 1
3. Standards-Based Eligibility Criteria 1
4. District Financial Information..... 2
5. Local Match Reduction..... 2
6. Site View..... 2
7. Campus Building Information 3
8. Current and Projected Enrollment..... 4
9. Historic and Current PSCOC Funded Projects 4

1. Project Description and Justification

Mesa Vista Consolidated School District has applied for a standards-based award for the replacement/renovation of Mesa Vista Middle/High School. The district proposes to build a new facility to provide a safe, modern, and effective learning environment while aligning capacity with projected enrollment. The existing facility would be demolished.

The existing campus includes buildings constructed between 1950 and 1993. Building systems, components, and site infrastructure have exceeded their functional life spans. Across the campus, high FCI scores reflect widespread deterioration of major building systems, including roofing, mechanical, electrical, and plumbing infrastructure. Multiple buildings meet or exceed the 70 percent threshold, indicating significant system failure and conditions that support replacement rather than continued repair.

The replacement facility would maintain a comparable gross square footage, but with an increase of approximately 2,500 GSF, while aligning with current adequacy standards for instructional programming. While the overall building size would not materially change, the new facility would replace outdated space configurations with program-required spaces, including special education, accessibility, counseling, and other support areas not reflected in the original facility design. The new construction would provide modern, code-compliant building systems; reduce near-term maintenance and operational costs; and support long-term cost efficiency if maintained in a state of good repair.

The proposed project would improve educational functionality while supporting operational efficiency and long-term sustainability. The project also supports right-sized learning environments that align with current instructional programs and improve health, safety, and accessibility conditions.

The proposed project is consistent with the district’s 2023–2028 Facilities Master Plan and is identified as the district’s top capital priority. The Facilities Master Plan recommends replacement and renovation of the Mesa Vista Middle/High School campus based on facility condition, educational adequacy, and long-term operational considerations.

Mesa Vista Middle/High School is ranked #47 statewide with a wNMCI of 49.35, placing it within the top 100 eligible projects. The district has a current Facilities Master Plan and Preventive Maintenance Plan and meets statutory requirements under Section 22-24-5B(9)(b), NMSA 1978.

2. Scope of Work | Enrollment | Maximum Allowable GSF | District’s Cost Estimate

- Full replacement of facility
• 5-year enrollment projection: 164 students
• Current in-person enrollment: 144 students
• Maximum allowable GSF: 55,000
• District’s cost estimate: \$33 M

3. Standards-Based Eligibility Criteria

Exhibit H

Eligibility Criteria	Eligibility Threshold	FY26 Status	Meets?
Rank	Must be within Top 100	47	Yes
wNMCII	Within Council-defined eligibility cutoff (for FY26: ≥ 40.00%)	49.35%	Yes
FCI	Informational metric only	74.59%	N/A
FMP	Must be current	Current (2023-2028)	Yes
FMAR	Recommended ≥ 70%	73.77%	Yes
PM Plan	Must be current	Current	Yes
FIMS use	Must use at least 2 of 3 modules	2 of 3	Yes
Local Match	Local funding match required	District is asking for a reduction	N/A

4. District Financial Information

State / Local Match

- Local match: 36%
- State match: 64%

Bond Information

- GO Bond: November 2023
- Bonding Capacity: \$6.5M
- Available Capacity: \$2.4M
- Bond Sale: Nov. 2023 for \$4.5M
- Mill Levy: 7.848 (Source: PED)
- SB-9: \$42K
- HB-33: \$0
- Unrestricted Cash Balance: \$6.2M

Project Funding Sources: GO Bond (Source 3110)

5. Local Match Reduction

The district can partially support the local match for this project and requires a local match reduction.

- The district can fully support the local match for Phase 1 – Planning and Assessment
- The district can fully support the local match for Phase 2 – Design
- The district can partially support the local match for Phase 3 – Construction

Mesa Vista Consolidated Schools does meet statute requirements for a local match reduction.

- The district passed a local bond election in November 2023 to raise the mill levy and became eligible.

Under NMAC §22-24-5(B)(9), Council may adjust a school district's required local share if it finds the district has made a good-faith effort to use all local resources. Before any adjustment, Council must assess whether the district meets one of these three criteria:

Option	Requirement	District Data	Meets Eligibility
1	Insufficient Bonding Capacity	\$2.4M	NO
	Mill Levy ≥ 10.00	7.848	
2	MEM Count ≤ 1,500	250	YES
	Mill Levy ≥ 7.00	7.848	

6. Site View

SPED Building

2002

1,176 GSF

Page 2 of 4

Library/CR Building

2001

7,508 GSF

Classroom Building

1988

7,000 GSF

Exhibit H



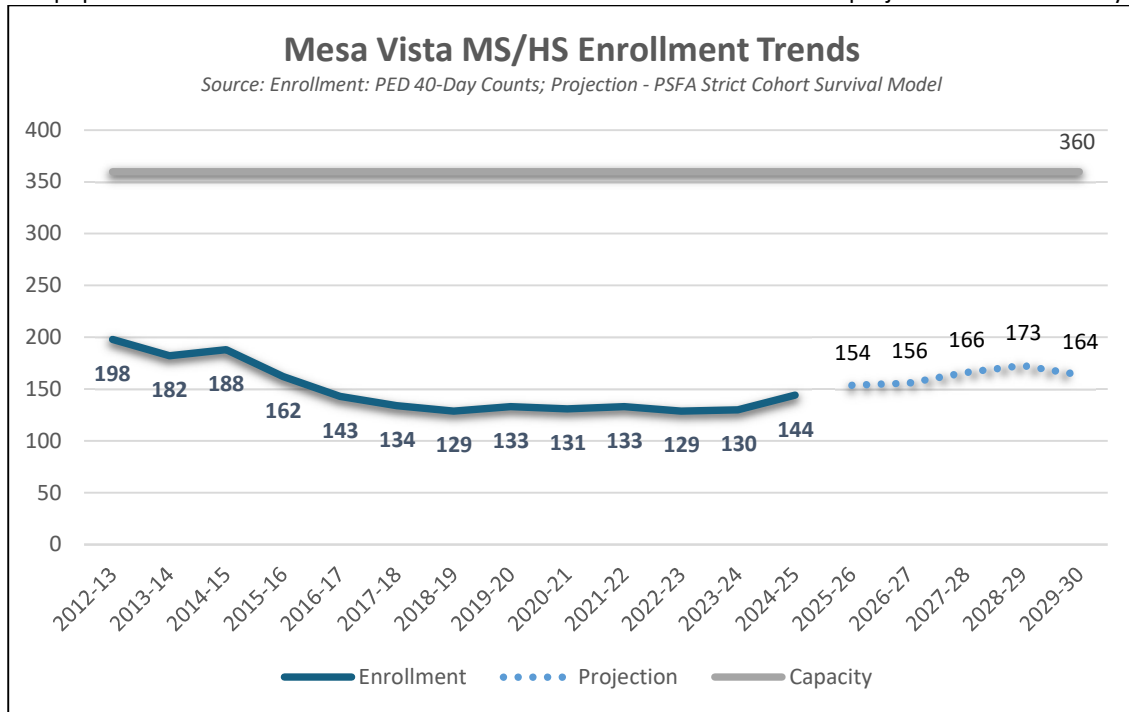
7. Campus Building Information

Building	Year Built	FCI	SIZE (GSF)	FCI ≥ 70%
Gym Building	1969	78.17%	15,800	15,800
Classroom Building	1988	78.86%	7,000	7,000
Technology Building	1995	76.85%	8,380	8,380
Music/Lecture Building	1998	79.73%	5,040	5,040
Welding Shop	2000	65.44%	1,200	
Library and Classroom Building	2001	67.13%	7,598	
SPED Building	2002	65.80%	1,176	
Portables (4)		100.00%	6,272	
Source: PSFA Facilities Assessment Database			Existing GSF	52,466
Note 1: FCI = Facility Condition Index			Max Allowable GSF	55,000
Note 2: GSF = Gross Square Footage			Existing minus Max	-2,534
Note 3: 69.0% of GSF has a Facility Condition Index (FCI) score of 70% or more, indicating the need for replacement rather than repair.				69.0% of GSF has FCI ≥ 70%

Exhibit H

8. Current and Projected Enrollment

The chart below shows enrollment at Mesa Vista Middle/High School starting with the 2012-13 school year and ending with projected student population in 2029-30. The school served 144 students in 2024-25 and is projected to serve 164 by 2029-30.



9. Historic and Current PSCOC Funded Projects

Status	Fiscal Year Funded	Facility Name	Project Type	PSCOC Funding (nominal dollars)
Historic	2023-2024	District Wide	HB505~45.1	\$100,000
Historic	2023-2024	District Wide	HB505~45.2	\$50,000
Historic	2022-2023	District Wide	SB212	\$100,000
Historic	2018-2019	District Wide	Facilities Master Plan	Rejected
Historic	2016-2017	District Wide	Facilities Master Plan	\$16,272
Historic	2013-2014	Ojo Caliente ES	Standards-Based	\$5,339,034
Historic	2013-2014	District-wide - Various	Roof-Based	\$115,000
Historic	2012-2013	Mesa Vista MS/HS & Ojo ES	Roof-Based	\$122,500
Historic	2010-2011	District Wide	Facilities Master Plan	\$15,465
Historic	2008-2009	La Madera ES	Demolition	\$37,990
Historic	2008-2009	Ojo Caliente HS	Demolition	\$77,720
Historic	2007-2008	El Rito ES	Emergency	\$150,000
Historic	2007-2008	El Rito ES	Standards-Based	\$6,847,843
Historic	2002-2003	El Rito ES	DCP	\$648,469
Historic	2002-2003	El Rito ES	DCP	\$10,000
Historic	2002-2003	Mesa Vista Campus	Deficiencies Correction Program	\$10,000
Historic	2002-2003	El Rito ES, Ojo Caliente ES, MS, HS	DCP	\$2,610,190
Historic	2002-2003	Mesa Vista ES, MS, HS	DCP	\$705,530
Historic	2001-2002	Mesa Vista MS/HS	DCP	\$587,079

FY26 Award Cycle: Standards-based Application Summary

Mora Independent Schools: Mora Combined School

1. Project Description and Justification 1
2. Scope of Work | Enrollment | Maximum Allowable GSF | District’s Cost Estimate 1
3. Standards-Based Eligibility Criteria 2
4. District Financial Information..... 2
5. Local Match Reduction..... 2
6. Site View..... 2
7. Campus Building Information 3
8. Current and Projected Enrollment..... 4
9. Historic and Current PSCOC Funded Projects 5

1. Project Description and Justification

Mora Independent School District applied for a standards-based award to replace Mora Combined School, including demolition of the existing facility. The district proposes a new PK–12 combined school in Mora, New Mexico, to replace the existing facility, which has exceeded its useful life.

The campus includes buildings constructed in 1950 and 1968, with additions through the mid-1990s. Even newer sections now require major system replacement and approach the cost of new construction. Continued maintenance of facilities up to 75 years old has created a significant operational burden.

Structural deficiencies include foundation deterioration and roof support issues. Envelope failures include roofing and exterior system breakdown. Mechanical, electrical, plumbing, and HVAC systems are outdated and contribute to recurring repairs, inefficiency, and reduced system reliability.

Aging facilities limit the ability to provide modern instructional environments aligned with current educational needs. Continued investment in repair does not address underlying system failure or long-term program requirements.

Mora Combined School is ranked #8 statewide with a wNMCI of 82.21, placing it within the top 100 eligible projects. The district has a current 2025–2030 Facilities Master Plan and Preventive Maintenance Plan and meets statutory requirements under Section 22-24-5B(9)(b), NMSA 1978.

2. Scope of Work | Enrollment | Maximum Allowable GSF | District’s Cost Estimate

- Full replacement of facility
• 5-year enrollment projection: 395 students
• SY 2024-25 in-person enrollment: 399 students
• Maximum allowable GSF: 86,206
• District’s cost estimate: \$58 M

Exhibit I

3. Standards-Based Eligibility Criteria

Eligibility Criteria	Eligibility Threshold	FY26 Status	Meets?
Rank	Must be within Top 100	8	Yes
wNMCI	Within Council-defined eligibility cutoff (for FY26: $\geq 40.00\%$)	82.21%	Yes
FCI	Informational metric only	78.54%	N/A
FMP	Must be current	Current (2025-2030)	Yes
FMAR	Recommended $\geq 70\%$	48.99%	No
PM Plan	Must be current	Current	Yes
FIMS use	Must use at least 2 of 3 modules	2 of 3	No
Local Match	Local funding match required	District is asking for a reduction	N/A

4. District Financial Information

State / Local Match

- Local match: 43%
- State match: 57%

Bond Information

- GO Bond: November 2025
- Bonding Capacity: \$7.8M
- Available Capacity: \$500K
- Bond Sale: Nov. 2025 for \$7.3M
- Mill Levy: 7.175 (Source: PED)
- SB-9: \$51,002
- HB-33: \$0
- Unrestricted Cash Balance: \$2.7M

Project Funding

- Sources: GO Bond (Source 3110)

5. Local Match Reduction

The district can partially support the local match for this project and requires a local match reduction.

- The district can fully support the local match for Phase 1 – Planning and Assessment
- The district can fully support the local match for Phase 2 – Design
- The district can partially support the local match for Phase 3 - Construction

Mora Independent Schools does meet statute requirements for a local match reduction.


- The district passed a local bond election in November 2025.

Under NMAC §22-24-5(B)(9), Council may adjust a school district's required local share if it finds the district has made a good-faith effort to use all local resources. Before any adjustment, Council must assess whether the district meets one of these three criteria:

Option	Requirement	District Data	Meets Eligibility
1	Insufficient Bonding Capacity	\$500K	NO
	Mill Levy ≥ 10.00	7.175	
2	MEM Count ≤ 1500	318	YES
	Mill Levy ≥ 7.00	7.175	

6. Site View

Exhibit I



7. Campus Building Information

Building	Year Built	FCI	SIZE (GSF)	FCI ≥ 70%
----------	------------	-----	------------	-----------

Exhibit I

Middle School Gym	1950	93.39%	15,179	15,179
Elementary School Phase 1	1950	76.10%	10,988	10,988
Elementary School Phase 2	1950	83.41%	12,399	12,399
Admin and Health Clinic	1950	81.37%	5,327	5,327
Cafeteria	1965	74.93%	5,606	5,606
High School Building	1968	81.45%	23,264	23,264
High School Gym	1974	83.67%	16,068	16,068
Industrial Arts Building	1991	80.98%	6,048	6,048
HS Gym Addition	1991	84.41%	3,380	3,380
Middle School Building	1997	78.02%	18,587	18,587
Elementary School Phase 3	2001	74.76%	3,584	3,584
HS Commons Addition	2004	60.99%	14,944	
Source: PSFA Facilities Assessment Database	Existing GSF		135,374	120,430
Note 1: FCI = Facility Condition Index	Max Allowable GSF		86,206	89.0% of GSF
Note 2: GSF = Gross Square Footage	Existing minus Max		49,168	has FCI ≥ 70%

Note 3: 89.0% of GSF has a Facility Condition Index (FCI) score of 70% or more, indicating the need for replacement rather than repair.

8. Current and Projected Enrollment

The chart below shows Pre-K through 12th grade enrollment in Mora starting with School Year 2013-14 and ending with a projected student population in 2029-30. The district served 399 students in 2024–25. Projections indicate enrollment will range from 389 to 395 students by 2029-2030.

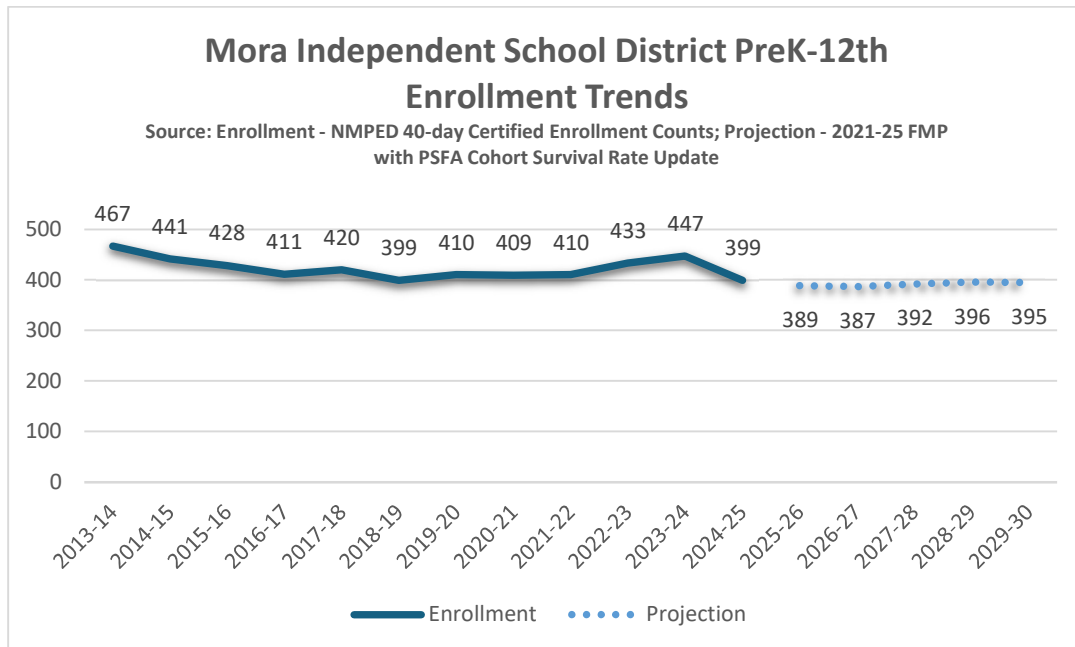


Exhibit I

9. Historic and Current PSCOC Funded Projects

Status	Fiscal Year Funded	Facility Name	Project Type	PSCOC Funding (nominal dollars)
Historic	2023-2024	District Wide	HB505~45.1	\$100,000
Historic	2023-2024	District Wide	HB505~45.2	\$50,000
Historic	2022-2023	District Wide	SB212	\$100,000
Historic	2019-2020	District Wide	Emergency	\$150,000
Historic	2018-2019	Combined School	Security	\$21,139
Historic	2016-2017	District Wide	Facilities Master Plan	\$13,884
Historic	2010-2011	District Wide	Facilities Master Plan	\$21,289
Historic	2004-2005	Holman ES	Standards-Based	\$1,543,305
Historic	2003-2004	Holman ES & Mora HS	Deficiencies Correction Program	\$938,293
Historic	2002-2003	Mora HS	Deficiencies Correction Program	\$342,517
Historic	2002-2003	Mora ES, Mora MS & Holman ES	Deficiencies Correction Program	\$248,556
Historic	2001-2002	Mora ES	Deficiencies Correction Program	\$82,502
Historic	1997-1998	District Wide	Deficiencies Correction Program	\$20,000

FY26 Award Cycle: Standards-based Application Summary

Mountainair Public Schools: Mountainair Elementary School

1. Project Description and Justification		1
2. Scope of Work Enrollment Maximum Allowable GSF District’s Cost Estimate		1
3. Standards-Based Eligibility Criteria		1
4. District Financial Information.....		2
5. Local Match Reduction.....		2
6. Site View.....		3
7. Campus Building Information		3
8. Current and Projected Enrollment.....		4
9. Historic and Current PSCOC Funded Projects		4

1. Project Description and Justification

Mountainair Public Schools is proposing a full replacement of its existing K–5 campus with a new school, right-sized from 49,247 gross square feet (GSF) to the maximum allowable 27,092 GSF. The existing campus consists of four buildings constructed between 1972 and 2001.

The campus has significant physical and functional deficiencies that support replacement. Recurring failures affect HVAC, roofing, electrical, plumbing, and water quality, while wall cracking, foundation-damaging leaks, and deteriorated conditions create ongoing concerns. The school’s location creates safety concerns: first, the campus sits on a highway curve where vehicle crashes have affected the playground area; and second, the campus layout does not support secure access control. Interior conditions also limit educational delivery, including inadequate special education spaces, poor Wi-Fi connectivity caused by thick walls, and facility limitations that do not support equitable, modern learning approaches. Together, these conditions support the need for a safe, functional, and appropriately designed replacement school.

The district’s replacement plan depends on securing a new site. Although the district has identified several potential locations, it does not yet own the land or have a finalized purchase agreement. This remains a key issue that must be resolved before the project can move forward.

2. Scope of Work | Enrollment | Maximum Allowable GSF | District’s Cost Estimate

- | | |
|--|---|
| <ul style="list-style-type: none"> Full replacement of facility 5-year enrollment projection: 95 students Current in-person enrollment: 95 students | <ul style="list-style-type: none"> Maximum allowable GSF: 27,092 District’s cost estimate: \$42 M |
|--|---|

3. Standards-Based Eligibility Criteria

Eligibility Criteria	Eligibility Threshold	FY26 Status	Meets?
Rank	Must be within Top 100	16	Yes
wNMCI	Within Council-defined eligibility cutoff (for FY26: ≥ 40.00%)	65.77%	Yes
FCI	Informational metric only	66.23%	N/A
FMP	Must be current	Current (2024-2029)	Yes
FMAR	Recommended ≥ 70%	72.49%	Yes
PM Plan	Must be current	Current	Yes
FIMS use	Must use at least 2 of 3 modules	3 of 3	Yes
Local Match	Local funding match required	District is asking for a reduction	N/A

Exhibit J

4. District Financial Information

State / Local Match

- Local match: 29%
- State match: 71%

Bond Information

- GO Bond: November 2025
- Bonding Capacity: \$6M
- Available Capacity: \$2M
- Bond Sale: Nov. 2025 for \$4M

- Mill Levy: 7.095 (Source: PED)
- SB-9: \$145,961
- HB-33: \$0
- Unrestricted Cash Balance: \$52,447

Project Funding

- Sources: GO Bond (Source 3110)

5. Local Match Reduction

The district can partially support the local match for this project and requires a local match reduction.

- The district can fully support the local match for Phase 1 – Planning and Assessment
- The district can fully support the local match for Phase 2 – Design
- The district cannot support the local match for Phase 3 – Construction

Mountainair Public Schools does meet statute requirements for a local match reduction.

- The district passed a local bond election in November 2025 to raise the mill levy and became eligible.

Under NMAC §22-24-5(B)(9), Council may adjust a school district's required local share if it finds the district has made a good-faith effort to use all local resources. Before any adjustment, Council must assess whether the district meets one of these three criteria:

Option	Requirement	District Data	Meets Eligibility
1	Insufficient Bonding Capacity	\$2M	NO
	Mill Levy \geq 10.00	7.095	
2	MEM Count \leq 1500	175	YES
	Mill Levy \geq 7.00	7.095	

Exhibit J

6. Site View



7. Campus Building Information

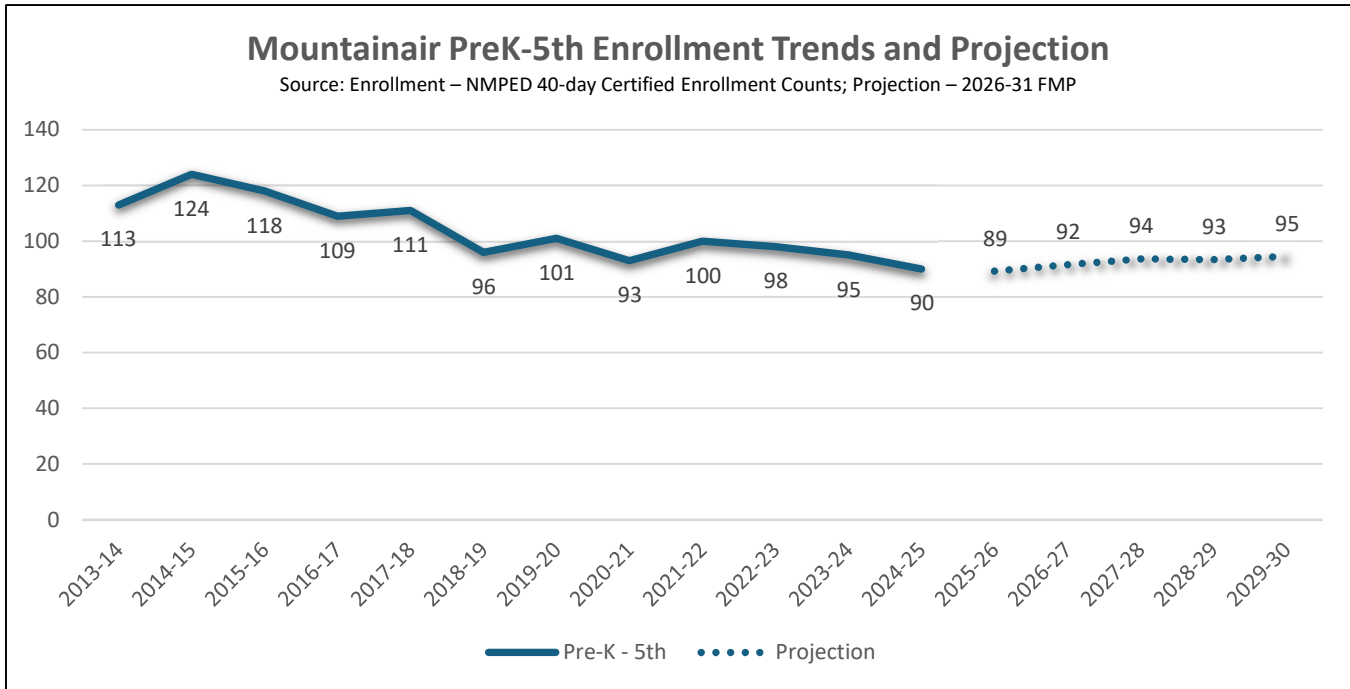
Building	Year Built	FCI	SIZE (GSF)	FCI ≥ 70%
Original Building	1972	72.30%	25,184	25,184
Library and Classroom Addition	1990	45.50%	11,041	
Gym and Classroom Building	2001	62.94%	10,200	
Administration Addition	2001	38.80%	1,925	
Portable Building	N/A	100.00%	896	896
Source: PSFA Facilities Assessment Database			Existing GSF	49,246
Note 1: FCI = Facility Condition Index			Max Allowable GSF	27,092
Note 2: GSF = Gross Square Footage			Existing minus Max	22,154
				52.96% of GSF has FCI ≥ 70%

Note 3: 52.96% of GSF has a Facility Condition Index (FCI) score of 70% or more, indicating the need for replacement rather than repair.

Exhibit J

8. Current and Projected Enrollment

The chart below shows Pre-K through 12th grade enrollment at Mountainair Elementary School starting with the 2013-14 school year and ending with projected student population in 2029-30. The school served 90 students in 2024–25. Projections indicate enrollment will range from 89 to 95 students through the 2029-30 school year.



9. Historic and Current PSCOC Funded Projects

Status	Fiscal Year Funded	Facility Name	Project Type	PSCOC Funding (nominal dollars)
Historic	2023-2024	District Wide	HB505~45.1	\$100,000
Historic	2023-2024	District Wide	HB505~45.2	\$50,000
Historic	2022-2023	District Wide	SB212	\$100,000
Historic	2014-2015	Mountainair MS/HS	Standards-Based	\$9,020,122
Historic	2014-2015	District Wide	Facilities Master Plan	\$8,969
Historic	2010-2011	Mountainair HS	Roof-Based	\$149,482
Historic	2006-2007	District Wide	Facilities Master Plan	\$17,100
Historic	2005-2006	Mountainair ES	Roof-Based	\$110,342
Historic	2002-2003	District Wide	Deficiencies Correction Program	\$457,346

FY26 Award Cycle: Standards-based Application Summary

Questa Independent Schools: Combination School

1. Project Description and Justification 1
2. Scope of Work | Enrollment | Maximum Allowable GSF | District’s Cost Estimate 1
3. Standards-Based Eligibility Criteria 2
4. District Financial Information..... 2
5. Local Match Reduction..... 2
6. Site View..... 3
7. Campus Building Information 4
8. Current and Projected Enrollment..... 4
9. Historic and Current PSCOC Funded Projects 5

1. Project Description and Justification

Questa Independent Schools has applied for a standards-based award to replace its elementary/intermediate and junior/senior high school facilities with a new combined PreK–12 school. The district proposes constructing the new facility in the area northeast and southeast of the present high school campus while retaining its existing gym facilities. Students would remain in the current school buildings until construction of the new facility is complete.

The district currently operates two school campuses: Alta Vista Elementary and Intermediate School and Questa Junior/Senior High School. Together, the campuses total 167,802 gross square feet (GSF), significantly exceeding the maximum allowable GSF of 74,080 for a combined PreK–12 facility serving a projected enrollment of 306 students.

Several buildings across both campuses have FCI scores exceeding 70%, including multiple buildings at both schools. Multiple existing systems are in poor shape, including mechanical, electrical, plumbing, roofing, fire detection, drainage, ADA, and security. The district has identified concerns related to increasing repair frequency, insufficient electrical capacity for modern technology, and limited front-door visibility at both schools.

Enrollment has declined sharply over the past decade, though has stabilized in recent years. However, current and projected enrollment remains substantially below existing functional capacity.

The proposed project would consolidate instructional programs into a single right-sized PreK–12 facility, reduce excess square footage across the district, and align facility capacity with current and projected enrollment. The project would also address major facility system deficiencies at both campuses and reduce long-term operational and maintenance costs associated with maintaining two aging campuses with excess space.

2. Scope of Work | Enrollment | Maximum Allowable GSF | District’s Cost Estimate

- Full replacement of facility
• 5-year enrollment projection: 306 students
• Current in-person enrollment: 315 students
• Maximum allowable GSF: 74,080
• District’s cost estimate: \$45 M

Exhibit K

3. Standards-Based Eligibility Criteria

Eligibility Criteria	Eligibility Threshold	FY26 Status	Meets?
Rank	Must be within Top 100	AVES – 12 HS – 13	Yes
wNMCI	Within Council-defined eligibility cutoff (for FY26: ≥ 40.00%)	AVES – 76.62% HS – 76.25%	Yes
FCI	Informational metric only	AVES – 73.94% HS – 75.54%	N/A
FMP	Must be current	Current (2025-2030)	Yes
FMAR	Recommended ≥ 70%	63.83%	No
PM Plan	Must be current	Current	Yes
FIMS use	Must use at least 2 of 3 modules	2 of 3	Yes
Local Match	Local funding match required	District is asking for a reduction	N/A

4. District Financial Information

State / Local Match

- Local match: 63%
- State match: 37%

Bond Information

- | | |
|---|--|
| <ul style="list-style-type: none"> • GO Bond: November 2025 • Bonding Capacity: \$15M • Available Capacity: \$1.5M • Bond Sale: Nov. 2025 for \$13M | <ul style="list-style-type: none"> • Mill Levy: 5.014 (Source: PED) • SB-9: \$15K • HB-33: \$0 • Unrestricted Cash Balance: \$7.8M |
|---|--|

Project Funding

- Sources: GO Bond (Source 3110)

5. Local Match Reduction

The district can partially support the local match for this project and requires a local match reduction.

- The district can fully support the local match for Phase 1 – Planning and Assessment
- The district can fully support the local match for Phase 2 – Design
- The district can partially support the local match for Phase 3 – Construction

Questa Independent School District does not meet statute requirements for a local match reduction.

- The district passed a local bond election in November 2025.

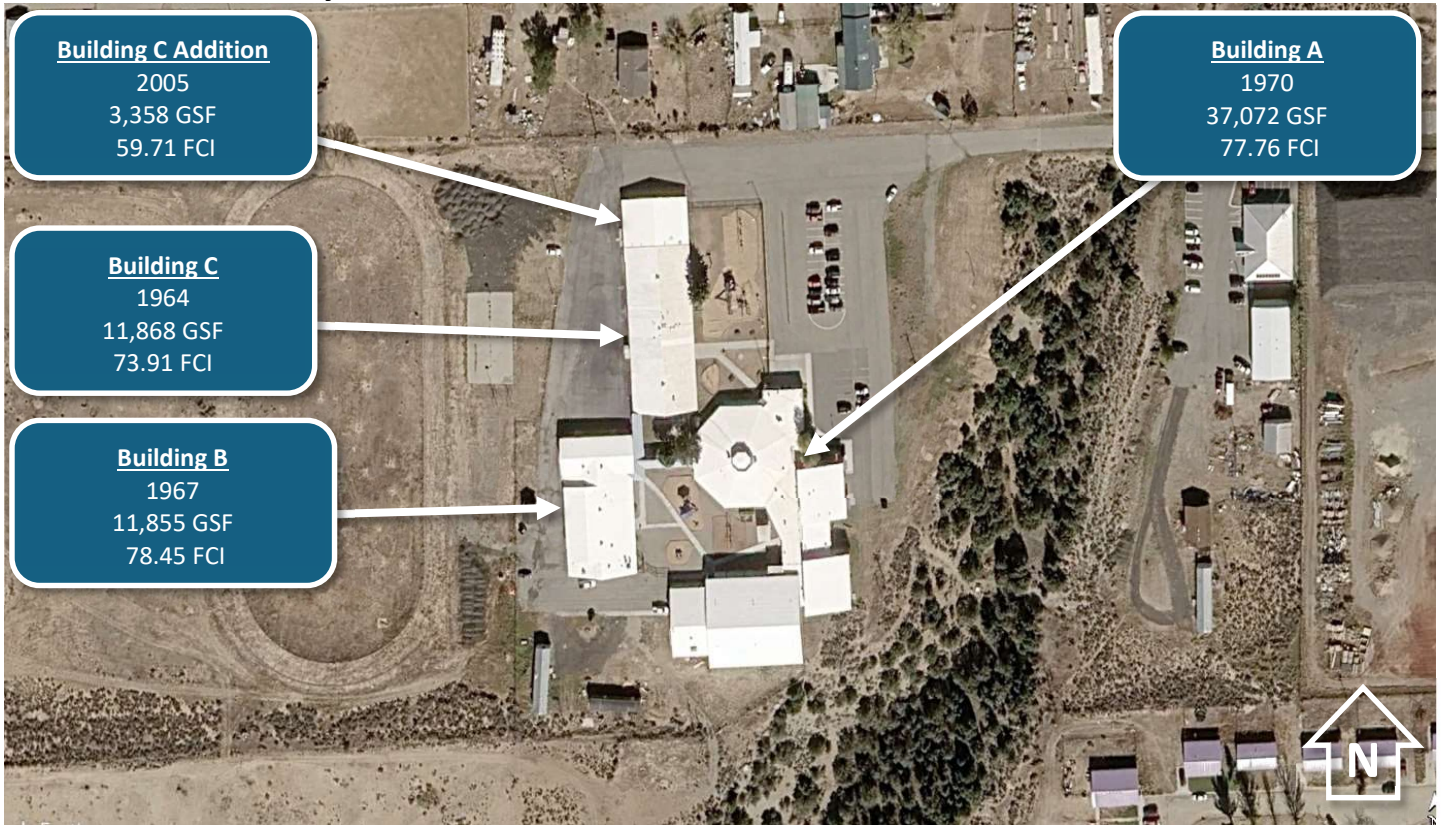
Under NMAC §22-24-5(B)(9), Council may adjust a school district's required local share if it finds the district has made a good-faith effort to use all local resources. Before any adjustment, Council must assess whether the district meets one of these three criteria:

Option	Requirement	District Data	Meets Eligibility
1	Insufficient Bonding Capacity	\$1.5M	NO
	Mill Levy ≥ 10.00	5.014	
2	MEM Count ≤ 1500	432	NO
	Mill Levy ≥ 7.00	5.014	

Exhibit K

6. Site View

Alta Vista Elementary/Intermediate



Questa Junior/Senior HS



Exhibit K

7. Campus Building Information

Building	Year Built	FCI	SIZE (GSF)	FCI ≥ 70%
AVES - Building C	1964	73.91%	11,868	11,868
AVES - Building B	1967	78.45%	11,855	11,855
AVES - Building A	1970	77.76%	37,072	37,072
AVES - Building C Addition	2005	59.71%	3,358	
HS - Main Building	1987	80.51%	51,782	51,782
HS - Art and Music Addition	1988	76.86%	5,709	5,709
HS - Science Wing Addition	1993	81.35%	5,824	5,824
HS - Gymnasium	1990	75.47%	28,812	28,812
HS - Shop Building	2000	67.12%	8,666	
HS - Weight Room and Classroom Addition	2004	60.99%	4,542	
Source: PSFA Facilities Assessment Database			Existing GSF	169,488
Note 1: FCI = Facility Condition Index			Max Allowable GSF	74,080
Note 2: GSF = Gross Square Footage			Existing minus Max	95,408
Note 3: 90.2% of GSF has a Facility Condition Index (FCI) score of 70% or more, indicating the need for replacement rather than repair.				152,922
				90.2% of GSF has FCI ≥ 70%

8. Current and Projected Enrollment

The chart below shows Pre-K through 12th grade enrollment for Questa Independent Schools, starting with the 2013-14 school year and ending with projected student population in 2030–31. The school served 315 students in 2024–25. Projections indicate enrollment will range from 306 to 319 students through the 2030–31 school year.

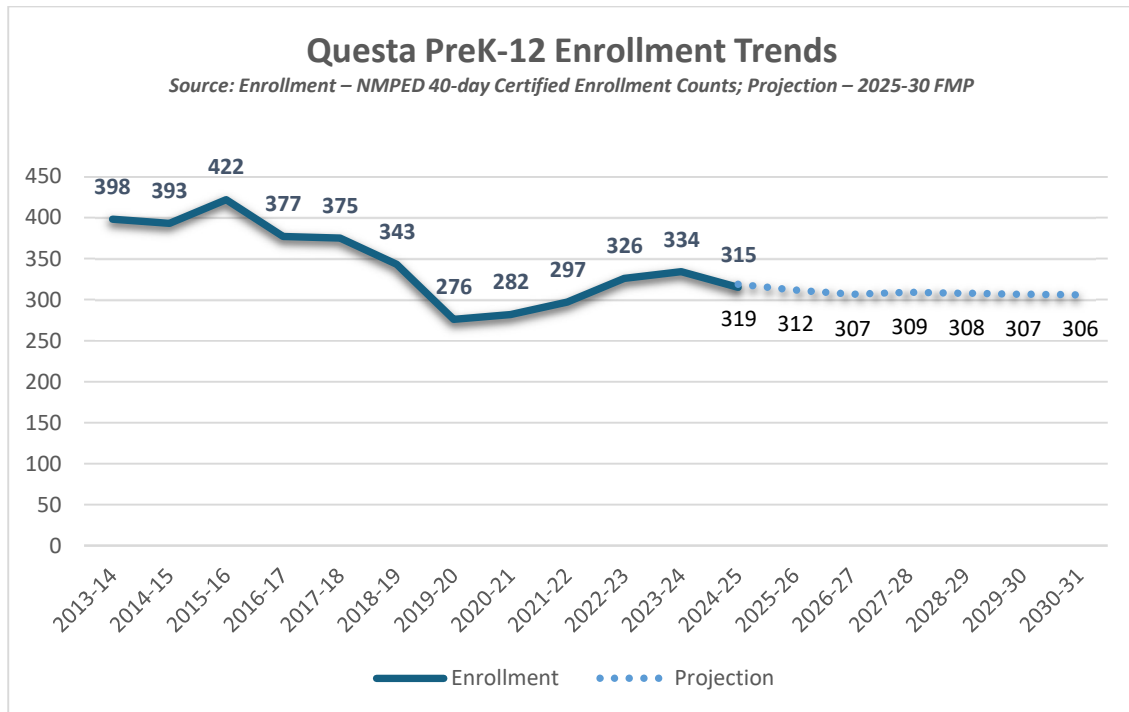


Exhibit K

9. Historic and Current PSCOC Funded Projects

Status	Fiscal Year Funded	Facility Name	Project Type	PSCOC Funding (nominal dollars)
Historic	2023-2024	District Wide	HB505~45.1	\$100,000
Historic	2023-2024	District Wide	HB505~45.2	\$50,000
Historic	2022-2023	District Wide	SB212	\$100,000
Historic	2022-2023	District Wide	Facilities Master Plan	\$2,383
Historic	2018-2019	Alta Vista ES	Security	\$5,003
Historic	2018-2019	Questa JR/SR HS	Security	\$5,508
Historic	2015-2016	District Wide	Facilities Master Plan	\$3,949
Historic	2012-2013	Questa HS	Emergency	\$46,000
Historic	2007-2008	Old Costilla ES Annex	Demolition	\$8,158
Historic	2007-2008	Red River Valley CS	Deficiency Correction Program	\$100,000
Historic	2007-2008	Red River Valley CS	Deficiency Correction Program	\$100,000
Historic	2007-2008	Red River Valley CS	Deficiency Correction Program	\$297,000
Historic	2006-2007	Red River Valley CS	Deficiency Correction Program	\$100,000
Historic	2005-2006	Red River Valley CS	Deficiency Correction Program	\$100,000
Historic	2003-2004	Rio Costilla ES	Deficiency Correction Program	\$170,369
Historic	2003-2004	Alta Vista ES & MS	Deficiency Correction Program	\$560,000
Historic	2002-2003	Alta Vista ES	Deficiency Correction Program	\$161,895
Historic	2002-2003	Questa HS	Deficiency Correction Program	\$56,302
Historic	2002-2003	Red River Valley Charter & Questa HS	Deficiency Correction Program	\$344,039
Historic	2001-2002	Questa HS	Deficiency Correction Program	\$25,000
Historic	1999-2000	Questa HS	Deficiency Correction Program	\$20,000
Historic	1997-1998	La Cienega ES	Deficiency Correction Program	\$75,000
Historic	1997-1998	Alta Vista ES	Deficiency Correction Program	\$65,000

FY26 Award Cycle: Mixed Scope Capital Outlay Request

Roy Municipal Schools: Roy Combined School

1. Project Description and Justification 1
2. Scope of Work | Enrollment | Maximum Allowable GSF | District’s Cost Estimate 1
3. Standards-Based Eligibility Criteria 2
4. District Financial Information..... 2
5. Local Match Reduction..... 2
6. Site View..... 3
7. Campus Building Information 3
8. Current and Projected Enrollment..... 4
9. Historic and Current PSCOC Funded Projects 5

1. Project Description and Justification

Roy Municipal Schools District is requesting funds for multiple projects of several different types. Some of the proposed projects will require clearly documented educational justification to be eligible for PSCOC funding.

- Standards-based items: Renovating and updating science classrooms to align with current instructional programming, remodel the school kitchen with replacement of all kitchen equipment; and construction of a new Vo-Ag building.
Systems-based items: Replacing roofing, replacing a water line, replacing the fire alarm system, installing a new A/C system, upgrading electrical systems for the new A/C system, replacing lighting throughout the school, replacing VCT flooring in most non-classroom areas, replacing all exterior doors, replacing exterior windows throughout the school, replacing kick panels at all exterior doors, and replacing casework throughout the school.
Teacher housing: Purchasing and installing two mobile homes for teacher housing.
Projects that will require educational justification: Building Pre-K and kindergarten playgrounds, building livestock pens for the FFA program, converting the old VoAg building into a field house (athletic classroom and fitness center), installing a new fence to enclose the football field/track, installing new bleachers for the football field, removing and replacing the running track, relocating football field light poles and a transformer, relocating the football field press box, and a street re-paving.

Roy Combined School campus has 53,538 gross square feet of wNMCI contributing space in multiple permanent structures built between 1960 and 2004. The school has an FCI of 70.67%. Multiple building systems are at or beyond functional service life, with documented system deficiencies contributing to increased maintenance demands and reduced operational reliability, including campus-wide heating unit failures requiring relocation of students and staff, portable heating units and high-cost repairs.

The campus operates as a PreK–12 facility with a small enrollment of approximately 70–75 students, which is expected to grow only modestly over the next five years. Enclosed space on the campus slightly exceeds the currently allowable maximum for a small-enrollment combined-school campus, but only by 1,462 square feet. However, the school has significant unused capacity. Only about 20 percent of the school’s functional capacity for 268 students is filled, with many instructional spaces vacant.

2. Scope of Work | Enrollment | Maximum Allowable GSF | District’s Cost Estimate

- Full replacement of facility
5-year enrollment projection: 77 students
Actual 2024-25 in-person enrollment: 72 students
Maximum allowable GSF: TBD
District’s cost estimate: \$16 M

Exhibit L

3. Standards-Based Eligibility Criteria

Eligibility Criteria	Eligibility Threshold	FY26 Status	Meets?
Rank	Must be within Top 100	21	Yes
wNMCI	Within Council-defined eligibility cutoff (for FY26: ≥ 40.00%)	57.83%	Yes
FCI	Informational metric only	70.67%	N/A
FMP	Must be current	Current (2026-2031)	Yes
FMAR	Recommended ≥ 70%	67.98%	Yes
PM Plan	Must be current	Current	Yes
FIMS use	Must use at least 2 of 3 modules	1 of 3	No
Local Match	Local funding match required	District is asking for a reduction	N/A

4. District Financial Information

State / Local Match

- Local match: 0%
- State match: 100%

Bond Information

- | | |
|--|---|
| <ul style="list-style-type: none"> • GO Bond: None • Bonding Capacity: \$755K • Available Capacity: \$519K • Bond Sale: None • Outstanding Debt: 236K | <ul style="list-style-type: none"> • Mill Levy: 7.222 (Source: PED) • SB-9: \$48,815 • HB-33: \$0 • Unrestricted Cash Balance: \$251K |
|--|---|

Project Funding

- None

5. Local Match Reduction

The district can partially support the local match for this project and requires a local match reduction.

- The district can cannot support the local match for Phase 1 – Planning and Assessment
- The district can cannot support the local match for Phase 2 – Design
- The district can cannot support the local match for Phase 3 – Construction

Roy Municipal Schools does meet statute requirements for a local match reduction.

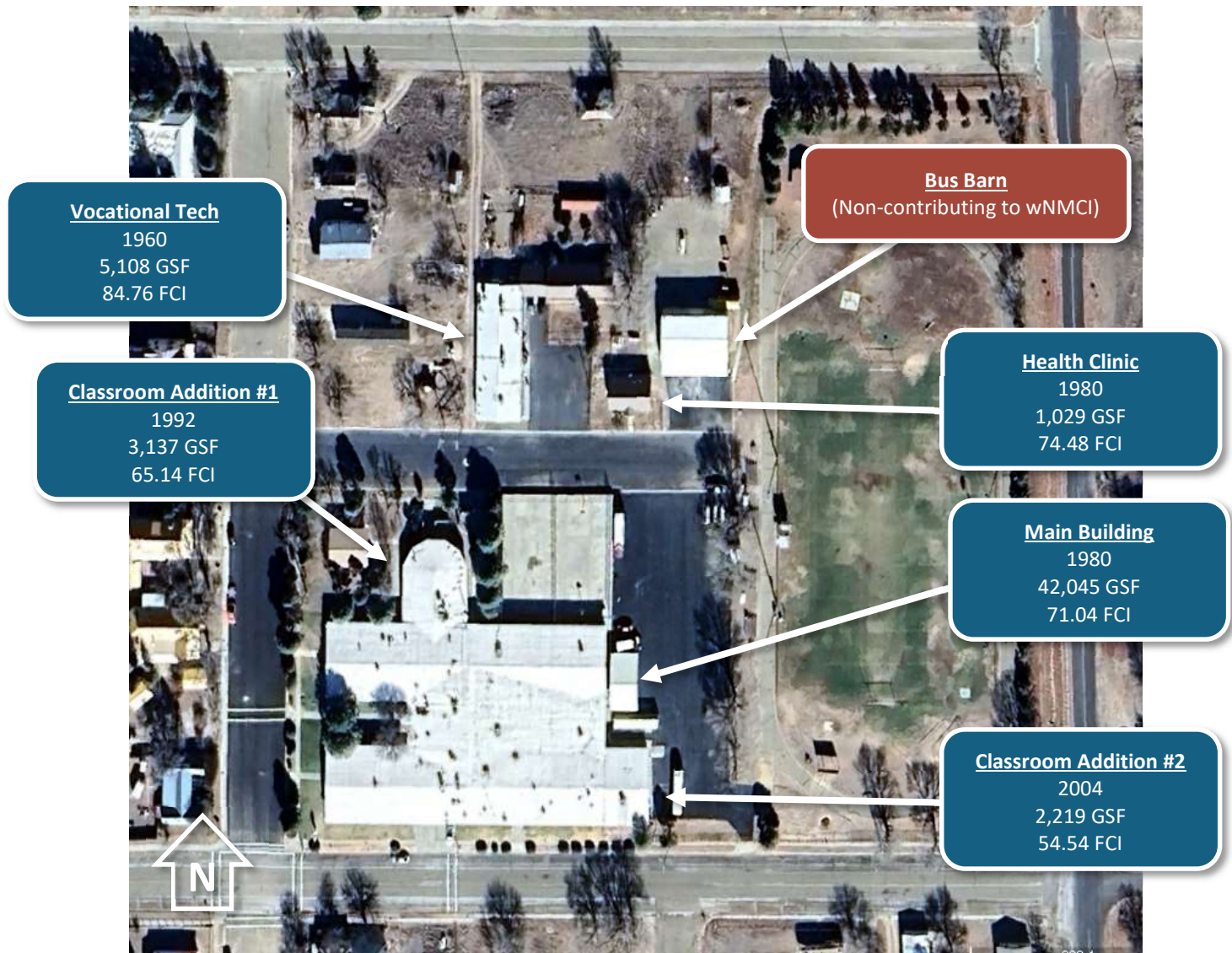
- The district has not passed a local bond to raise the mill levy and become eligible.

Under NMAC §22-24-5(B)(9), Council may adjust a school district's required local share if it finds the district has made a good-faith effort to use all local resources. Before any adjustment, Council must assess whether the district meets one of these three criteria:

Option	Requirement	District Data	Meets Eligibility
1	Insufficient Bonding Capacity	\$519K	NO
	Mill Levy ≥ 10.00	7.222	
2	MEM Count ≤ 1500	67	YES
	Mill Levy ≥ 7.00	7.22	

Exhibit L

6. Site View



7. Campus Building Information

Building	Year Built	FCI	SIZE (GSF)	FCI ≥ 70%
Vocational Tech	1960	84.76%	5,108	5,108
Health Clinic	1980	74.48%	1,029	1,029
Main Building	1980	71.04%	42,045	42,045
Classroom Addition #1	1992	65.14%	3,137	
Classroom Addition #2	2004	55.54%	2,219	
Existing GSF			53,538	48,182
Max Allowable GSF			55,000	90.0% of GSF has FCI ≥ 70%
Existing minus Max			-1,462	

Source: PSFA Facilities Assessment Database

Note 1: FCI = Facility Condition Index

Note 2: GSF = Gross Square Footage

Note 3: 90.0% of GSF has a Facility Condition Index (FCI) score of 70% or more, indicating the need for replacement rather than repair.

Exhibit L

8. Current and Projected Enrollment

The table and chart below show Pre-K through 12th grade enrollment at Roy Combined School for 2024–25 and projected student population through 2030–31. The school served 72 students in 2024–25, with Pre-K through 6th grade making up roughly half of the student population and grades 7–12 comprising the remainder. Projections indicate enrollment will range from 68 to 77 students through the 2030–31 school year.

Grade Levels	2024-25 Actual	Projection Years					
		2025-26	2026-27	2027-28	2028-29	2029-30	2030-31
Pre-K	7	6	6	6	6	6	6
KN	2	7	7	9	7	7	7
1st	6	2	7	7	9	7	7
2nd	5	6	2	7	7	9	7
3rd	6	4	6	2	6	6	8
4th	2	5	4	5	2	6	6
5th	6	2	5	4	5	2	6
6th	5	6	2	6	4	5	2
7th	3	5	7	2	6	4	5
8th	5	3	6	7	2	7	5
9th	5	6	4	7	9	3	8
10th	8	4	5	3	5	7	2
11th	6	6	3	4	2	4	5
12th	6	5	5	2	3	2	3
TOTAL	72	69	68	71	74	74	77
PreK-6th	39	39	39	45	46	48	48
7th-12th	33	30	29	26	28	27	29

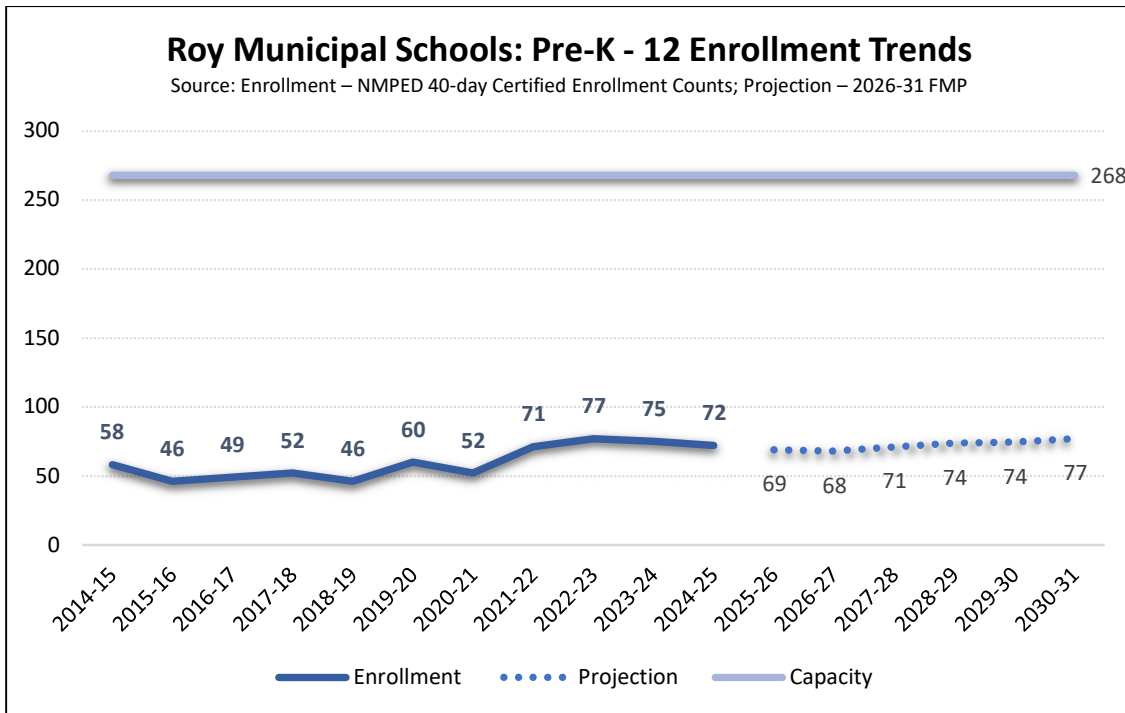


Exhibit L

9. Historic and Current PSCOC Funded Projects

Status	Fiscal Year Funded	Facility Name	Project Type	PSCOC Funding (nominal dollars)
Historic	2024-2025	District Wide	Facilities Master Plan	\$24,896
Historic	2023-2024	District Wide	HB505~45.1	\$166,381
Historic	2023-2024	District Wide	HB505~45.2	\$89,954
Historic	2022-2023	District Wide	SB212	\$154,633
Historic	2013-2014	District Wide	Facilities Master Plan	\$17,958
Historic	2006-2007	District Wide	Facilities Master Plan	\$3,741
Historic	2001-2002	District Wide	DCP	\$173,975

FY26 Award Cycle: Standards-based Application Summary

Santa Rosa Consolidated Schools: Santa Rosa Combined School

- 1. Project Description and Justification 1
- 2. Scope of Work | Enrollment | Maximum Allowable GSF | District’s Cost Estimate 1
- 3. Standards-Based Eligibility Criteria 2
- 4. District Financial Information..... 2
- 5. Local Match Reduction..... 2
- 6. Site View..... 3
- 7. Campus Building Information 5
- 8. Current and Projected Enrollment..... 6
- 9. Historic and Current PSCOC Funded Projects 6

1. Project Description and Justification

Santa Rosa Consolidated Schools has applied for a standards-based award to replace and consolidate its elementary school, middle school, and high school. The district proposes building a new PK–12 combined school adjacent to the Pecos River, demolishing the existing elementary school and high school, retaining the 2002 gymnasium, and repurposing the existing middle school into administrative offices.

The district operates three school campuses in Santa Rosa, not including its school in Anton Chico. The combined Santa Rosa campuses total 214,528 gross square feet (GSF), significantly exceeding the maximum allowable GSF of 93,513 for a combined PK–12 facility serving a projected future enrollment of 453 students. This excess square footage results in inefficient space utilization and elevated operational and maintenance demands.

The Santa Rosa elementary and high school campuses exhibit significant building deficiencies across major systems. The elementary school includes critical issues such as roof failure, HVAC system failure, emergency lighting deficiencies, and deteriorated envelope and site conditions. The high school also exhibits major deficiencies, including roof failure with active water intrusion, structural cracking and settlement, aging plumbing and sewer infrastructure, non-functional mechanical systems, and life safety system failures. Several buildings across both campuses have systems at or beyond their functional service life, and continued piecemeal repair is no longer considered cost-effective.

The district’s Facilities Master Plan (2025–2030) identifies replacement and consolidation of Santa Rosa area schools as the highest priority, recommending construction of a single PK–12 facility on the existing high school site. The plan includes demolition of the elementary and high school buildings, retention of the 2002 gymnasium and fine arts building, and repurposing of the existing middle school for administrative use. The plan also identifies significant long-term operational savings associated with right-sizing the district footprint and reducing maintenance and operations costs.

The proposed project would consolidate instructional programs into a single right-sized PK–12 facility, reduce excess square footage across the district, and align facility capacity with current and projected enrollment. The project would also improve educational adequacy, address significant deferred maintenance needs, and reduce long-term operational and capital costs while maintaining key community facilities.

2. Scope of Work | Enrollment | Maximum Allowable GSF | District’s Cost Estimate

- | | |
|---|---|
| <ul style="list-style-type: none"> • Full replacement of facility • 5-year enrollment projection: 453 students • Actual 2024-25 in-person enrollment: 490 students | <ul style="list-style-type: none"> • Maximum allowable GSF: 93,513 • District’s cost estimate: \$94 M |
|---|---|

Exhibit M

3. Standards-Based Eligibility Criteria

Eligibility Criteria	Eligibility Threshold	FY26 Status	Meets?
Rank	Must be within Top 100	ES – 20 MS – 300 HS – 52	Yes
wNMCI	Within Council-defined eligibility cutoff (for FY26: ≥ 40.00%)	ES – 59.74% MS – 26.06% HS – 47.62%	Yes
FCI	Informational metric only	ES – 75.20% MS – 62.05% HS – 74.07%	N/A
FMP	Must be current	Current (2025-2030)	Yes
FMAR	Recommended ≥ 70%	67.07%	No
PM Plan	Must be current	Current	Yes
FIMS use	Must use at least 2 of 3 modules	3 of 3	No
Local Match	Local funding match required	District is asking for a reduction	No

4. District Financial Information

State / Local Match

- Local match: 26%
- State match: 74%

Bond Information

- GO Bond: November 2023
- Bonding Capacity: \$9M
- Available Capacity: \$2M
- Bond Sale: Nov. 2023 for \$7M
- Mill Levy: 7.212 (Source: PED)
- SB-9: \$275K
- HB-33: \$0
- Unrestricted Cash Balance: \$2.9M

Project Funding

- Sources: GO Bond (Source 3110)

5. Local Match Reduction

The district can partially support the local match for this project and requires a local match reduction.

- The district can fully support the local match for Phase 1 – Planning and Assessment
- The district can fully support the local match for Phase 2 – Design
- The district can partially support the local match for Phase 3 – Construction

Santa Rosa Consolidated Schools does meet statute requirements for a local match reduction.

- The district passed a local bond election in November 2023 to raise the mill levy and became eligible.

Under NMAC §22-24-5(B)(9), Council may adjust a school district's required local share if it finds the district has made a good-faith effort to use all local resources. Before any adjustment, Council must assess whether the district meets one of these three criteria:

Option	Requirement	District Data	Meets Eligibility
1	Insufficient Bonding Capacity	\$2M	NO
	Mill Levy ≥ 10.00	7.212	
2	MEM Count ≤ 1500	546	YES
	Mill Levy ≥ 7.00	7.212	

Exhibit M

6. Site View

Santa Rosa Elementary School



Santa Rosa Middle School




Exhibit M

Santa Rosa High School



Exhibit M

7. Campus Building Information

School	Building	Year Built	FCI	SIZE (GSF)	FCI ≥ 70%
Elementary	Original Elementary School Building	1953	76.75%	10,501	10,501
Elementary	Gymnasium	1981	80.77%	13,743	13,743
Elementary	Auditorium Classroom Building	1982	72.56%	10,197	10,197
Elementary	Northeast Classroom Addition	1992	65.57%	9,328	
Elementary	Classroom, Media Addition	1992	62.62%	14,873	
Elementary	Portable (1)		100.00	1,680	1,680
Middle	Cafeteria, Gym, Classrooms	2005	64.19%	28,417	
Middle	Administration, Classroom Wing	2005	57.41%	17,733	
High	Old Gym and Locker Rooms	1965	81.44%	13,977	13,977
High	Main Building	1965	79.51%	24,414	24,414
High	Science Building	1965	78.18%	2,785	2,785
High	Classrooms 108, 109 Building	1965	76.87%	2,412	2,412
High	Culinary Building	1979	70.34%	3,326	3,326
High	Vocational Building	1981	76.59%	6,596	6,596
High	Classroom 116 Building	1981	68.34%	1,152	
High	Auditorium	2002	71.76%	5,095	5,095
High	New Gym and Fine Arts Building	2002	64.68%	41,973	
High	Green House	2002	64.17%	833	
High	Counselor Building	2002	61.77%	2,795	
High	Cafeteria Addition	2002	58.15%	2,691	

Source: PSFA Facilities Assessment Database

Note 1: FCI = Facility Condition Index

Note 2: GSF = Gross Square Footage

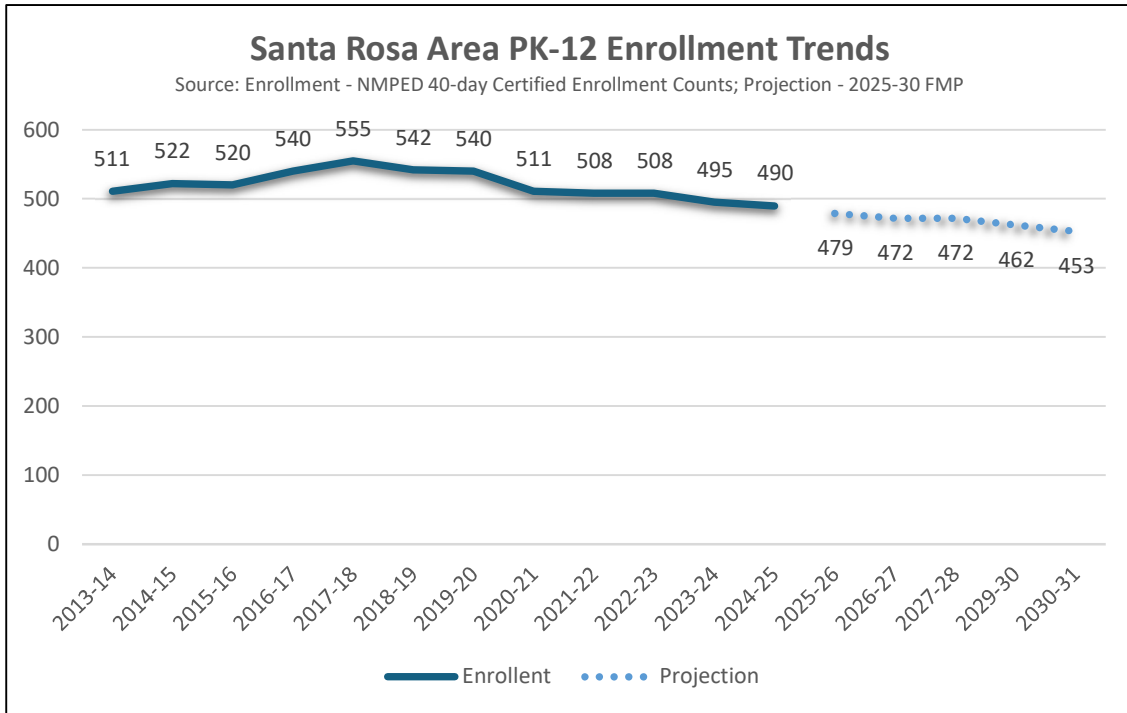
Note 3: 44.2% of GSF has a Facility Condition Index (FCI) score of 70% or more, indicating need for replacement rather than repair.

Existing GSF	214,521	94,726
Max Allowable GSF	93,513	44.2% of GSF
Existing minus Max	121,008	has FCI ≥ 70%

Exhibit M

8. Current and Projected Enrollment

Enrollment in the Santa Rosa area has gradually declined in recent years and is projected to continue declining due to lower birth rates, limited economic diversification, and an aging population. The schools served 490 students in 2024–25, with enrollment projected to decline to approximately 453 students by 2030–31.



9. Historic and Current PSCOC Funded Projects

Status	Fiscal Year Funded	Facility Name	Project Type	PSCOC Funding (nominal dollars)
Current	2024-2025	Anton Chico MS/Rita Marquez ES	Standards-Based	\$44,250
Current	2024-2025	District Wide	Facilities Master Plan	\$41,936
Historic	2023-2024	District Wide	HB45.1	\$169,935
Historic	2023-2024	District Wide	HB45.2	\$91,875
Historic	2022-2023	District Wide	SB212	\$192,158
Historic	2018-2019	District Wide	Facilities Master Plan	\$22,836
Historic	2017-2018	Rita Marquez ES/Anton Chico MS	Emergency	\$1,793,844
Historic	2012-2013	District Wide	Facilities Master Plan	\$17,966
Historic	2011-2012	Rita Marquez ES/Anton Chico MS	Standards-Based	\$4,860,000
Historic	2011-2012	Santa Rosa ES/HS	Roof-Based	\$180,000
Historic	2009-2010	Santa Rosa HS	Roof-Based	\$49,689
Historic	2006-2007	District Wide	Facilities Master Plan	\$5,200
Historic	2003-2004	Anton Chico MS	Deficiencies Correction Program	\$150,000
Historic	2003-2004	Santa Rosa ES	Deficiencies Correction Program	\$141,480
Historic	2003-2004	Santa Rosa MS	Deficiencies Correction Program	\$2,500,000
Historic	2002-2003	Santa Rosa HS	Deficiencies Correction Program	\$110,850
Historic	2002-2003	Anton Chico ES	Deficiencies Correction Program	\$50,000
Historic	2002-2003	Santa Rosa ES	Deficiencies Correction Program	\$77,000

FY26 Award Cycle: Standards-based Application Summary

Taos Municipal Schools: Taos Middle School

1. Project Description and Justification 1
2. Scope of Work | Enrollment | Maximum Allowable GSF | District’s Cost Estimate 1
3. Standards-Based Eligibility Criteria 2
4. District Financial Information..... 2
5. Local Match Reduction..... 2
6. Site View..... 3
7. Campus Building Information 3
8. Current and Projected Enrollment..... 4
9. Historic and Current PSCOC Funded Projects 5

1. Project Description and Justification

Taos Municipal Schools has applied for a standards-based award for the replacement of Taos Middle School. The campus consists of nine buildings constructed between 1950 and 1993. Existing facilities total 104,191 gross square feet (GSF), which exceeds the district’s maximum allowable size of 59,412 GSF by 44,779 GSF. Building systems, components, and site infrastructure have surpassed their functional life spans, resulting in increasing maintenance demands and ongoing operational deficiencies. The district’s weighted New Mexico Condition Index (wNMCI) rank of 11 reflects the significant facility needs present at the campus.

The district’s Facilities Master Plan identifies replacement of Taos Middle School as the district’s highest-ranked standards-based priority and supports long-term infrastructure modernization and capital planning efforts. The district proposes construction of a replacement middle school designed to serve grades 6 through 8 at an appropriate scale aligned with projected enrollment.

Significant deficiencies are present throughout the campus, including HVAC system failures impacting classroom temperatures; recurring roof leaks and building envelope deterioration; electrical system limitations affecting instructional technology; and aging plumbing infrastructure requiring ongoing repairs. Existing learning environments do not support modern educational delivery methods, and the dispersed campus layout presents safety and security concerns due to the difficulty of securing the site. The age and condition of the facilities make comprehensive renovation and system replacement cost prohibitive when compared to full replacement.

Enrollment at Taos Middle School was 337 students in 2024–25, with projections indicating gradual enrollment decline over the next five years to approximately 315 students. The school’s current capacity substantially exceeds projected enrollment, presenting an opportunity to right size the facility and reduce long-term maintenance and operational costs while providing a safe, modern, and educationally appropriate learning environment.

2. Scope of Work | Enrollment | Maximum Allowable GSF | District’s Cost Estimate

- Full replacement of facility
• 5-year enrollment projection: 315 students
• School Year 2024-25 in-person enrollment: 337 students
• Maximum allowable GSF: TBD
• District’s cost estimate: \$70M

Exhibit N

3. Standards-Based Eligibility Criteria

Eligibility Criteria	Eligibility Threshold	FY26 Status	Meets?
Rank	Must be within Top 100	11	Yes
wNMCI	Within Council-defined eligibility cutoff (for FY26: $\geq 40.00\%$)	77.28%	Yes
FCI	Informational metric only	75.26%	N/A
FMP	Must be current	In progress (2021-2025)	Yes
FMAR	Recommended $\geq 70\%$	67.78%	Yes
PM Plan	Must be current	Current	Yes
FIMS use	Must use at least 2 of 3 modules	2 of 3	No
Local Match	Local funding match required	District is asking for a reduction	N/A

4. District Financial Information

State / Local Match

- Local match: 63%
- State match: 37%

Bond Information

- GO Bond: November 2025
- Bonding Capacity: \$90M
- Available Capacity: \$11M
- Bond Sale: Nov. 2025 for \$50M

- Mill Levy: 5.932 (Source: PED)
- SB-9: 1.7M
- HB-33: \$0
- Unrestricted Cash Balance: \$34M

Project Funding

- Sources: GO Bond (Source 3110)

5. Local Match Reduction

The district can partially support the local match for this project and requires a local match reduction.

- The district can fully support the local match for Phase 1 – Planning and Assessment
- The district can fully support the local match for Phase 2 – Design
- The district can fully support the local match for Phase 3 - Construction

Taos Municipal Schools does not meet statute requirements for a local match reduction.

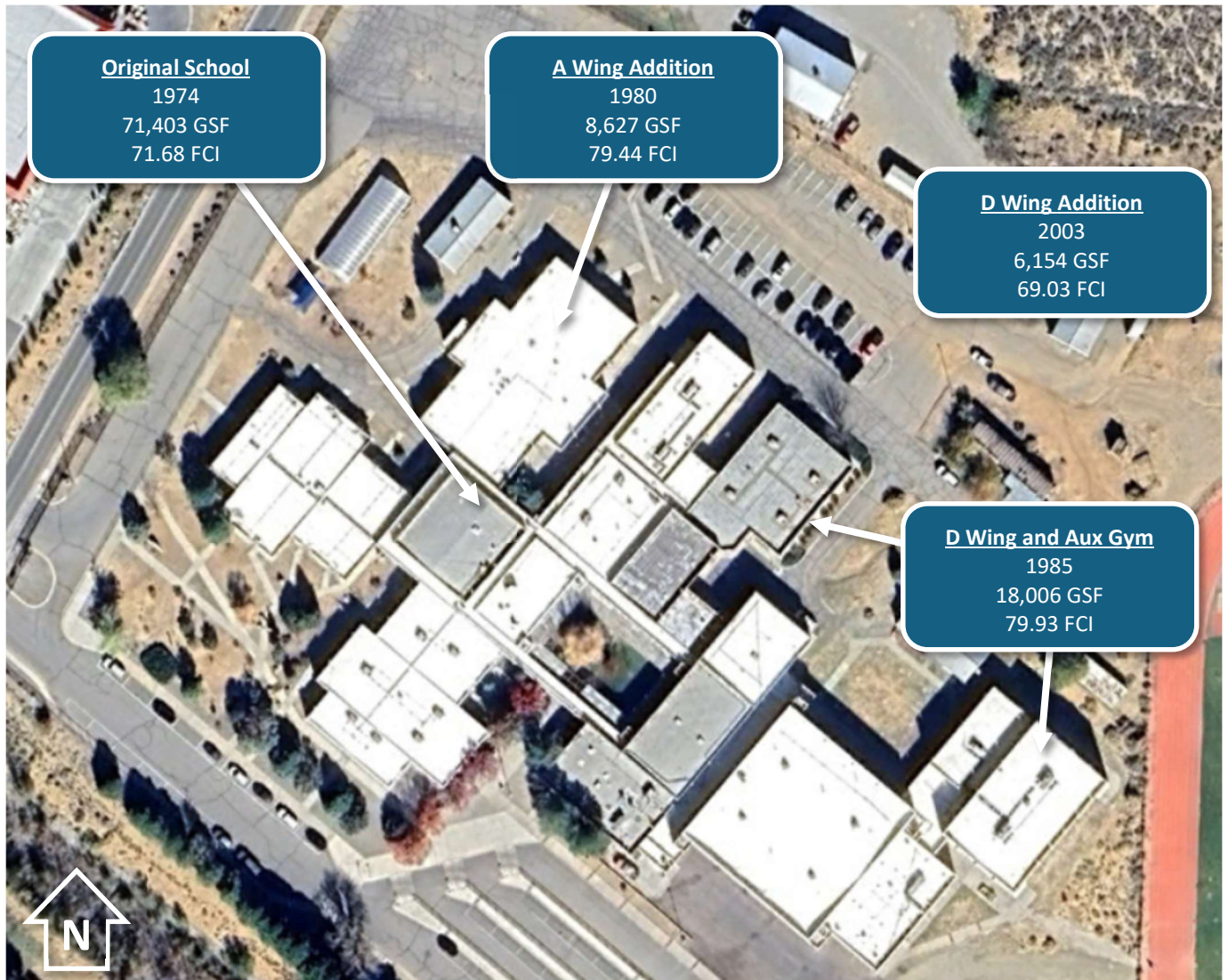
- The district passed a local bond election in November 2025.

Under NMAC §22-24-5(B)(9), Council may adjust a school district's required local share if it finds the district has made a good-faith effort to use all local resources. Before any adjustment, Council must assess whether the district meets one of these three criteria:

Option	Requirement	District Data	Meets Eligibility
1	Insufficient Bonding Capacity	\$11M	NO
	Mill Levy ≥ 10.00	5.932	
2	MEM Count ≤ 1500	2,824	NO
	Mill Levy ≥ 7.00	5.932	

Exhibit N

6. Site View



7. Campus Building Information

Building	Year Built	FCI	SIZE (GSF)	FCI ≥ 70%
Original School	1974	71.68%	71,403	71,403
A Wing Addition	1980	79.44%	8,627	8,627
D Wing and Aux Gym Additions	1985	79.93%	18,006	18,006
D Wing Addition	2003	69.03%	6,154	
Source: PSFA Facilities Assessment Database			Existing GSF	104,190
Note 1: FCI = Facility Condition Index			Max Allowable GSF	59,412
Note 2: GSF = Gross Square Footage			Existing minus Max	44,778
Note 3: 94.1% of GSF has a Facility Condition Index (FCI) score of 70% or more, indicating the need for replacement rather than repair.				98,036
				94.1% of GSF has FCI ≥ 70%

Exhibit N

8. Current and Projected Enrollment

The chart below shows grades 6 to 8 enrollment at Taos Middle School starting in 2013-14 and projected through 2029-30. The school served 337 students in 2024-25. Projections indicate enrollment will range from 315 to 351 students between 2025 and the end of the 2029-2030 school year.

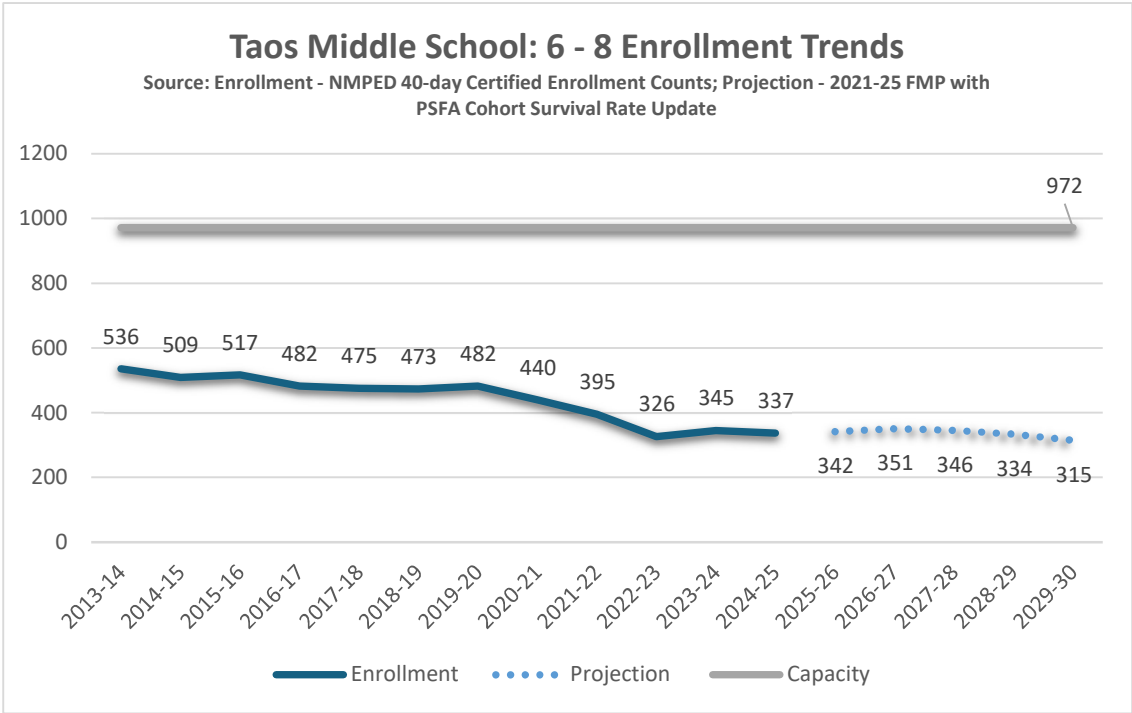


Exhibit N

9. Historic and Current PSCOC Funded Projects

Status	Fiscal Year Funded	Facility Name	Project Type	PSCOC Funding (nominal dollars)
Historic	2023-2024	District Wide	HB505~45.1	\$216,083
Historic	2023-2024	District Wide	HB505~45.2	\$116,824
Historic	2022-2023	District Wide	SB212	\$234,404
Historic	2020-2021	District Wide	Impact Aid	\$11,740
Historic	2018-2019	Admin Bldg/Taos Cyber Magnet HS	Security	Rejected
Historic	2018-2019	Arroyos Del Norte ES	Security	Rejected
Historic	2018-2019	Enos Garcia ES	Security	Rejected
Historic	2018-2019	Ranchos ES	Security	Rejected
Historic	2018-2019	Taos HS	Security	Rejected
Historic	2018-2019	Taos MS	Security	Rejected
Historic	2018-2019	Vista Grande Charter HS	Security	Rejected
Historic	2014-2015	District Wide	Facilities Master Plan	\$5,953
Historic	2009-2010	Ranchos de Taos ES	Roof-Based	No state match - Offset
Historic	2008-2009	Taos Anansi	Standards-Based	\$1,231,562
Historic	2006-2007	Taos ES & Enos Garcia ES	Standards-Based	\$393,668
Historic	2005-2006	Taos HS	Roof-Based	Rejected
Historic	2005-2006	Enos Garcia ES	DCP	\$650,111
Historic	2003-2004	District Wide	DCP	\$3,000,000
Historic	2003-2004	District Wide	DCP	\$102,000
Historic	2003-2004	District Wide	DCP	\$1,000,000
Historic	2003-2004	Enos Garcias ES	DCP	\$665,000
Historic	2003-2004	District Wide	DCP	\$250,000
Historic	2002-2003	Taos ES & Enos Garcia ES	DCP	\$1,682,675
Historic	2002-2003	District Wide	DCP	\$798,544
Historic	2002-2003	District Wide	DCP	\$121,680
Historic	2002-2003	Ranchos de Taos ES	DCP	\$310,770
Historic	2002-2003	Taos HS	DCP	\$100,000
Historic	2002-2003	Taos HS	DCP	\$148,000
Historic	2002-2003	Taos HS	DCP	\$150,000
Historic	2002-2003	Taos HS	DCP	\$50,000
Historic	1999-2000	Taos HS	DCP	\$135,000
Historic	1999-2000	Taos HS	DCP	\$50,000
Historic	1999-2000	Taos HS	DCP	\$50,000
Historic	1998-1999	District Wide	DCP	\$150,000
Historic	1998-1999	District Wide	DCP	\$128,000
Historic	1997-1998	Taos HS	DCP	\$100,000
Historic	1997-1998	Taos HS	DCP	\$150,000
Historic	1997-1998	Arroyos Del Norte ES	DCP	\$200,000
Historic	1995-1996	District Wide	DCP	\$148,000
Historic	1994-1996	District Wide	DCP	\$150,000

VI. Informational

A. Gallup Project Schedule

I. Gallup Project Status Report**II. Presenter(s):** Marcos Trujillo, Executive Director
Daniel Juarez, Senior Projects Coordinator**III. Executive Summary (Informational):****Key Points:**

- **Time needed to complete**
 - P19-003 Red Rock/Rocky View ES and P19-004 Tohatchi HS have effectively taken seven years to complete.
 - The district has requested to rescind three teacher housing projects.
 - There are four projects from FY21 that have not yet completed design.
 - These projects are in the beginning stages (Program Statement – Phase 1 out of 4) of design.
 - These projects have at minimum another 9-10 months of design then at least 16 months of construction.
 - Three of these projects were awarded Design phase funding in January 2024 but did not complete the process of hiring the design professional until January 2025.
 - There are two projects from FY23 that have not yet completed design.
 - P23-001 Gallup Central HS is 50% complete with Design Development (Phase 3 out 4).
 - However, the district is in the process of changing sites.
 - P23-003 David Skeet; the district has not yet completed the process of procuring a Design Professional
 - This project has been awarded three different award language changes since the original award.
 - In July 2026, it will effectively have taken the district four years for this project to start.
- **Gallup-McKinley Schools has 11 active projects.**
- **9 Standards-based awards**
 - Seven (7) are in the Design Phase.
 - P23-001 Gallup Central HS
 - Is 50% complete with Design Development (Phase 3 out 4).
 - P23-002 Thoreau HS
 - Design is complete. PSFA/Gallup are currently drafting the RFP.
 - Potential construction funding request in July 2026.
 - District has indicated a potential local match reduction request.

SUPPLEMENTAL MATERIAL

Gallup Project Status Report

- P23-003 David Skeet ES.
 - Staff has processed an Administrative Memorandum of Understanding for the separation of the School and Teacher Housing funding.
 - Is 50% complete with the Program Statement (Phase 1 out 4).
- P21-003 Gallup HS and P21-006 Navajo Pine HS.
 - Are more than 50% complete with the Program Statement (Phase 1 out 4).
 - District has indicated a potential local match reduction request for both projects.
 - The district has indicated that P21-003 Gallup HS is on a delayed sequence per the district's Facilities Master Plan (FMP) that will the district to fund other projects.
 - The FMP indicates that the district is targeting 2032 for the completion of the project.
- P21-005 Crownpoint HS and P24-006 Crownpoint MS
 - Are finished with Schematic Design (Phase 2 out 4) and pending a PSFA review meeting scheduled for late April 2026.
 - District has indicated a potential local match reduction request for Crownpoint HS.
- P21-006 Navajo Pine HS
 - Is 25% complete with the Program Statement (Phase 1 out 4).
- Two are in the process of completing construction.
 - P19-003 Red Rock/Rocky View ES and P19-004 Tohatchi HS
 - Are in the process of completing construction, both projects are more than 90% complete.
- **Four (4) Teacher Housing awards**
 - P19-004 Tohatchi, P15-006 Thoreau, P21-005 Crownpoint.
 - These are being rescinded through Out of Cycle awards.
 - Teacher Housing was added to the existing Standards-based awards for P19-004 Tohatchi, P15-006 Thoreau and P21-005 Crownpoint in July 2021 via out of cycle award language changes.
 - On April 15, 2026, the district submitted a letter asking to rescind the teacher housing awards for P19-004 Tohatchi, P15-006 Thoreau and P21-005 Crownpoint.
 - P23-003 David Skeet ES.
 - Teacher Housing was included in the original planning/design standards-based award for P23-003 David Skeet ES.
 - Staff has processed an Administrative Memorandum of Understanding for the separation of the School and Teacher Housing funding.

SUPPLEMENTAL MATERIAL

Gallup Project Status Report

- **One (1) Systems-based award**

- S23-001 Indian Hills ES

- Construction is 78% complete.
- Award included design/construction funding for the replacement of the Roof, Exterior Wall finishes, Fire Alarm and Site Drainage.

Exhibit(s):

A – Gallup Project Status Report – Calendar format

2022

Calendar grid for 2022 showing months from January to December with dates and day abbreviations.

2024

Calendar grid for 2024 showing months from January to December with dates and day abbreviations.

2023

Calendar grid for 2023 showing months from January to December with dates and day abbreviations.

2025

Calendar grid for 2025 showing months from January to December with dates and day abbreviations.

Table with 2 columns: Date and Description. Includes items like 3.25.22 SD ODR approved, 10.5.22 DD ODR approved, 2.20.23 CD ODR approved, 4.17.23 Construction phase award, 6.8.23 General Contractor hired, 8.21.25 Substantial completion achieved.

Table with 2 columns: Date and Description. Includes items like 1.28.22 Design professional hired, 8.24.22 PS ODR approved, 6.14.23 SD ODR approved, 6.26.23 DD ODR approved, 10.27.23 CD ODR approved, 12.6.23 Construction phase award, 3.15.24 General Contractor hired.

Table with 2 columns: Date and Description. Includes items like 3.22.22 Planning consultant hired, 1.11.24 Design phase award, 1.22.25 Design professional hired, 12.2.25 PS ODR started.

Table with 2 columns: Date and Description. Includes items like 3.22.22 Planning consultant hired, 1.11.24 Design phase award, 8.27.25 New GSF Calculator award, 2.12.25 Design professional hired.

Table with 2 columns: Date and Description. Includes items like 3.22.22 Planning consultant hired, 1.11.24 Design phase award, 6.11.25 Design professional hired, 12.11.25 Decreased enrollment/ GSF award.

Table with 2 columns: Date and Description. Includes items like 7.18.22 Planning/Design phase award, 4.17.23 Teacher Housing Technical Correction Award, 6.12.25 Increased enrollment/Renovation Award, 12.11.25 DBB vs. CMAR Award.

Table with 2 columns: Date and Description. Includes items like 7.18.22 Planning/Design phase award, 9.14.23 Design professional hired, 7.8.24 PS ODR approved, 11.25.24 SD ODR approved, 12.16.24 Athletic space/ Decreased enrollment award, 7.29.25 DD ODR approved, 8.27.25 New GSF Calculator award.

Table with 2 columns: Date and Description. Includes items like 7.18.22 Planning/Design phase award, 6.28.23 Design professional hired, 7.8.24 PS ODR approved, 10.9.24 Increased enrollment/ GSF award, 4.15.25 PS ODR approved, 9.3.25 SD ODR approved, 12.22.25 DD ODR approved.

Table with 2 columns: Date and Description. Includes items like 1.11.24 Design phase award, 2.10.25 Design professional hired, 8.27.25 Increased enrollment/ GSF award.

2026

January '26 calendar grid

February '26 calendar grid

March '26 calendar grid

April '26 calendar grid

May '26 calendar grid

June '26 calendar grid

July '26 calendar grid

August '26 calendar grid

September '26 calendar grid

October '26 calendar grid

November '26 calendar grid

December '26 calendar grid

2028

January '28 calendar grid

February '28 calendar grid

March '28 calendar grid

April '28 calendar grid

May '28 calendar grid

June '28 calendar grid

July '28 calendar grid

August '28 calendar grid

September '28 calendar grid

October '28 calendar grid

November '28 calendar grid

December '28 calendar grid

2027

January '27 calendar grid

February '27 calendar grid

March '27 calendar grid

April '27 calendar grid

May '27 calendar grid

June '27 calendar grid

July '27 calendar grid

August '27 calendar grid

September '27 calendar grid

October '27 calendar grid

November '27 calendar grid

December '27 calendar grid

2029

January '29 calendar grid

February '29 calendar grid

March '29 calendar grid

April '29 calendar grid

May '29 calendar grid

June '29 calendar grid

July '29 calendar grid

August '29 calendar grid

September '29 calendar grid

October '29 calendar grid

November '29 calendar grid

December '29 calendar grid

P19-004 Tohatchi HS 2.5.26 Substantial completion achieved

P21-006 Navajo Pine HS 4.22.26 Award Language Change

P23-003 David Skeet ES 4.10.26 Separation of Teacher Housing and School (Admin MOU) Award

P21-005 Crownpoint HS 1.26.26 PS ODR approved 3.27.26 SD ODR started

P23-002 Thoreau HS 3.3.26 CD ODR approved

P24-006 Crownpoint MS 2.3.26 PS ODR approved 3.27.26 SD ODR started

P23-001 Central HS 5.28.26 District requested site change

VII. Next PSCOC Meeting – July 15, 2026 – (tentatively)

VIII. Adjourn