PUBLIC SCHOOL CAPITAL OUTLAY COUNCIL

November 23, 2026 – 9:00 AM

State Capitol Building, Room 322

Santa Fe, NM

I. Call to Order - Joe Guillen, Chair

A. Roll Call
B. Approval of Agenda*
C. Correspondence

* Denotes potential action by the PSCOC

PUBLIC SCHOOL CAPITAL OUTLAY COUNCIL (PSCOC)
Agenda
November 23, 2026 – 9:00 AM
State Capitol Building Room 322
490 Old Santa Fe Trail, Santa Fe, NM 87501
(*Denotes potential action by the PSCOC)

I. Call to Order – Joe Guillen, Chair
- A. Roll Call
- B. Approval of Agenda*
- C. Correspondence

II. Public Comment

III. Finance
- A. PSCOC Financial Plan

IV. Consent Agenda*
- A. October 7, 2026, PSCOC Meeting Minutes*
- B. FY27 Lease Assistance Awards*
- C. S21-001 Tombaugh ES (Las Cruces) – Construction Funding Request*
- D. P20-003 Mountain View MS (Roswell) – Construction Funding Request*
- E. K24-001 Cuba ES (Cuba) – Construction Funding Request*
- F. S26-014 Chaparral ES (Deming) – Award Language Change*
- G. S26-023 Animas Demolition (Animas) – Award Language Change*
- H. Recertification of SSTBs*
- I. FY26 PSFA Annual Report Draft*

V. Awards Cycle
- A. Pre-applications Received

VI. Other Business
- A. NM Military Institute Applicable GSF Determination*
- B. December 2026 Bond Sale*

VII. Informational
- A. P26-005 Mayfield HS (Las Cruces) – Project Update
- B. District Project Status Report – Gallup McKinley Schools
- C. District Project Status Report – Albuquerque Public Schools
- D. District Project Status Report – Farmington Municipal Schools
- E. District Project Status Report – Las Cruces Public Schools
- F. Bond Reconciliation Update

VIII. Next PSCOC Meeting – December 16, 2026

IX. Adjourn

PUBLIC SCHOOL CAPITAL OUTLAY COUNCIL (PSCOC)
Agenda
November 23, 2026 – 9:00 AM
State Capitol Building Room 322
490 Old Santa Fe Trail, Santa Fe, NM 87501
(*Denotes potential action by the PSCOC)

PUBLIC SCHOOL CAPITAL OUTLAY COUNCIL
SUBCOMMITTEE ASSIGNMENTS

PSCOC
Joe Guillen, Chair

Awards Subcommittee
Charles Sallee, LFC - Chair
John Sena, LESC
Mariana Padilla, PED
Lee Otero, CID

Administration, Maintenance & Standards Subcommittee
Wayne Propst, DFA - Chair
Randall Cherry, LCS
Stewart Ingham, PEC
Elizabeth Groginsky, Governor's Office

Joe Guillen will serve on subcommittees in the absence of any member or designee.

I. Correspondence

II. Presenter(s): Marcos Trujillo, Executive Director

III. Executive Summary (Informational):

No correspondence at this time.

II. Public Comment

III. Finance

A. PSCOC Financial Plan

I. PSCOC Financial Plan

II. Presenter(s): Matthew Schimmel, Chief Financial Officer

III. Executive Summary (Informational):

Key Points:

Awards Year-to-Date Updates *(Lines 33-35 - Financial Plan Sources & Uses Detail)*

Version	FY26	FY27	FY28	Total
October 2026	139.0	740.8	378.9	1,258.7
November 2026	139.0	687.3	408.7	1,235.0
Net Change	0.0	-53.5	29.8	-23.7

in millions of dollars

November 2026, Out-of-Cycle Awards Requests:

- S21-001 Tombaugh ES (Las Cruces) – Construction Funding Request*
  - Total State Match Requested: $3,438,978.00
- P20-003 Mountain View MS (Roswell) – Construction Funding Request*
  - Total State Match Requested: $33,311,736
- K24-001 Cuba ES (Cuba) – Construction Funding Request*
  - Total State Match Requested: $1,517,193.00
- S26-023 Animas Demolition (Animas) – Award Language Change*
  - Total State Match Reverted: $(232,884.00)

Sources & Uses Detail Updates (millions of dollars):

- Line 2, FY27 Est. | SSTB Notes (Revenue Budgeted July): $417.8 → $438.2
- Line 3, FY28 Est. | SSTB Notes (Revenue Budgeted January) $417.8 → $397.3

Award Schedule Detail Updates:

- *Out-of-Cycle Schedule Modifications: Ongoing updates continue to better align the Financial Plan with the Project Status Report (PSR) and support future SSTB capacity planning.*

  The following projects have had award schedule adjustments to reflect current PSR timelines.

On the Award Schedule Detail, these revisions are identified with blue arrows showing both the original estimate and the updated projected PSCOC award presentation date.

Standards – Design & Construction (*noted by blue arrows)

- P20-006 | Roswell | Washington Avenue ES
  - *Design:* 2026 Q4 → 2027 Q2
  - *Construction:* 2027 Q3 → 2028 Q1

Standards – Construction*

- P20-002 | Central | Newcomb ES: 2026 Q4 → 2027 Q4
- P22-006 | Gadsden | Chaparral MS: 2027 Q1 → 2027 Q2
- P23-004 | Farmington | Heights MS: 2027 Q3 → 2027 Q2
- P23-005 | Farmington | Mesa Verde ES: 2028 Q2 → 2027 Q2
- P23-008 | Pojoaque | Pojoaque MS: 2026 Q4 → 2027 Q1
- P24-004 | Dexter | ES/MS: 2027 Q1 → 2027 Q2
- P24-009 | Peñasco | Peñasco Combined: 2027 Q1 → 2027 Q3
- P24-011 | Hagerman | Hagerman Combined: 2027 Q1 → 2027 Q3
- P25-001 | Raton | Combined School: 2027 Q1 → 2027 Q2
- P25-002 | Silver City | Cliff Combined School: 2027 Q1 → 2027 Q2
- P25-007 | Las Vegas | ES/MS Combined: 2027 Q1 → 2027 Q2

Standards – Out-of-Cycle Award Estimated Cost Updates (State Match Only)

- P23-005 | Farmington | Mesa Verde ES: $14,502,800 → $22,498,903
- P23-004 | Farmington | Heights MS: $20,816,646 → $34,634,091
- P24-008 | Bernalillo | Algodones ES: $7,609,733 → $17,148,636
- P24-011 | Hagerman Combined: $46,127,989 → $57,951,578
- P22-006 | Gadsden | Chaparral MS: $64,505,112 → $68,549,135
- P25-002 | Silver | Cliff Combined School: $22,396,248 → $21,802,325
- P25-001 | Raton | Combined School: $43,221,924 → $49,468,849

Systems – Construction Only*

- S21-001 | Las Cruces | Tombaugh ES: 2027 Q1 → 2026 Q4
- S24-021 | West Las Vegas | Luis Armijo ES: 2026 Q4 → 2027 Q3
- S25-001 | Grants | Grants High School: 2026 Q4 → 2027 Q3
- S25-002 | Alamogordo | Alamogordo High School: 2026 Q4 → 2027 Q3

FY26 Standards – Estimated Design Funding and Time Added

- P26-003 | Clovis HS (K3362): 2027_Q1 @ $7,695,580
- P26-009 | Corona Combined School (K3368): 2027_Q2 @ $2,389,185
- P26-012 | Espanola HS (K3371): 2027_Q2 @ $2,479,862
- P26-011 | House Combined School (K3370): 2027_Q1 @ $3,396,898
- P26-013 | Jemez Mtn | Coronado Combined (K3372): 2027_Q2 @ $1,894,750
- P26-016 | Mesa Vista MS-HS (K3375): 2027_Q3 @ $2,185,101

- P26-010 | Mora Combined School (K3369): 2027_Q2 @ $2,129,130
- P26-017 | Questa Combined School (K3376): 2027_Q2 @ $1,797,675
- P26-007 | Santa Rosa Combined School (K3366): 2027_Q2 @ $4,488,905
- P26-014 | T or C MS (K3373): 2027_Q1 @ $1,357,162
- P26-015 | Taos MS (K3374):2027_Q2 @ $1,441,731

Corrected / Adjusted / Rescinded (Noted by red-filled cells)

- S25-009 | Ruidoso | Ruidoso HS: 2026 Q4 @ $5,554,174
  - Out-year amount removed; funding was awarded with the original project and is no longer needed.
- P21-003 | Gallup-McKinley | Gallup HS: 2028 Q2 @ $68,331,695
  - District has requested rescission of the project.
  - Will be presented at the December 2026 PSCOC meeting.
  - Out-year amount removed.
  - Reverted design funding will be updated at the December 2026 PSCOC meeting.
- P23-001 | Gallup-McKinley | Central HS: 2026 Q4 @ $37,841,074
  - District has requested rescission of the project.
  - Will be presented at the December 2026 PSCOC meeting.
  - Out-year amount removed.
  - Reverted design funding will be updated at the December 2026 PSCOC meeting

Cost / SqFt Variance Analysis for Out-Year Funding Updates:

Local Match Reductions Timing Adjustments

- P20-002 | Central | Newcomb ES: FY26 → FY28
- P24-009 | Peñasco | Peñasco Combined: FY27 → FY28
- P24-011 | Hagerman | Hagerman Combined: FY27 → FY28

Potential Local Match Reductions Cost Updates:

- P23-005 | Farmington | Mesa Verde ES: $38,308,943 (added)
- P23-004 | Farmington | Heights MS: $58,971,560 (added)
- P24-008 | Bernalillo | Algodones ES: $20,566,845 → $29,199,030
- P24-011 | Hagerman | Hagerman Combined: $12,332,958 → $19,317,192
- P25-002 | Silver | Cliff Combined School: $46,106,197 → $37,122,879
- P25-001 | Raton | Combined School: $52,826,796 → $60,461,926

Exhibit(s):
A – PSCOC Financial Plan

PSCOC Financial Plan

Sources & Uses Detail (millions of dollars)

November 23, 2026

Exhibit A

I. SOURCES & USES

	SOURCES:	**FY25 Act.**	**FY26 Act.**	**FY27 Est.**	**FY28 Est.**
1	**Uncommitted Balance (Period Beginning)**	**537.3**	**517.7**	**814.2**	**392.8**
2	SSTB Notes (Revenue Budgeted July)	340.4	396.5	150.0	397.3
3	SSTB Notes (Revenue Budgeted January)	144.2	213.6	438.2	441.4
4	(2025) HB-002 Community Benefit Fund Transfer (SB-048) - Electric Vehicle Charging Infrastructure		60.0		
5	Project Reversions - ESTIMATE	22.5	0.6	0.6	
6	Operating Reversions	0.0	0.0	0.0	
7	Advance Repayments	0.1	1.2	0.5	
8	Subtotal Sources:	1,044.5	1,189.5	1,403.5	1,231.5
	USES:				
9	Capital Improvements Act (SB-9) & HB 119 (L22,C22)	45.4	50.0	45.5	
10	Lease Payment Assistance Awards	23.0	25.0	30.0	31.5
11	Facilities Master Plan Assistance Awards	0.7	0.3	1.0	1.0
12	BDCP (Includes Cat. 1 & Cat. 2)	10.0	10.0		
13	(2026, '25, '24) HB-002, Broadband Access and Expansion Program Transfer	0.7	0.7	0.7	
14	PSFA Operating Budget	7.4	7.8	8.8	
15	CID/SFMO Inspections	0.3	0.3	0.3	
16	Emergency Reserve for Contingencies		1.0	1.0	
17	SB275 School Buses (PED)	29.2			
18	SB275 School Bus Cameras (PED)	0.6			
19	HB2 School Safety Summits (PED) (Ch210, S199)	0.2			
20	SB275 Fueling/Charge Stations for Buses (PED)	1.5			
21	HB2 Las Vegas City Memorial MS	1.5			
22	SB275 Higher Education Appropriation	30.0			
23	(2025) HB-450, Sec. 49, HED STEM Institute Construction (Albuquerque, Bern. County)		20.0		
24	(2025) HB-450, Sec. 50, PED Statewide Alternatively Fueled Vehicle Stations Construct		1.5		
25	(2025) HB-450, Sec. 51-1, SFIS Paolo Soleri Amp Construct (Santa Fe, Santa Fe County)		3.0		
26	(2025) HB-450, Sec. 51-2, Navajo Prep Schl Infra & Drainage Improve (Farmington, San Juan County)		3.0		
27	(2025) HB-450, Sec. 52, Statewide School Dist Distributions (Security, CTE, Maintenance/Repair)		50.0		
28	(2025) HB-002 Community Benefit Fund Transfer (SB-048) - Electric Vehicle Charging Infrastructure		60.0		
29	(2025) Measurement & Verification (M&V) - Phase II		1.3		
30	(2026) M&V Phase I - Extension			0.4	
31	(2026) FY26-FY27 Supplemental Budget		2.5		
32	Out-of-Cycle Potential Local Match Reductions		0.0	235.7	95.6
33	Awards YTD - Pilot Teacher Housing (per Project Awards Schedule)	1.0	2.9	0.0	0.0
34	Awards YTD - Pre-K (per Project Awards Schedule)	56.9	0.1	1.5	0.0
35	Awards YTD - Standards & Systems-based (per Project Awards Schedule)	318.6	136.0	685.8	408.7
36	Subtotal Uses:	526.8	375.4	1010.7	536.8
37	**Estimated Uncommitted Balance Period Ending**	**517.7**	**814.2**	**392.8**	**694.7**

II. PROJECT AWARD SCHEDULE SUMMARY

		Total	**FY25 Act.**	**FY26 Act.**	**FY27 Est.**	**FY28 Est.**	**Total**
38	FY12 Awards Cycle	-0.4	0.0	-0.4	0.0	0.0	**-0.4**
39	FY15 Awards Cycle	-0.2	0.0	-0.2	0.0	0.0	**-0.2**
40	FY16 Awards Cycle	-0.4	0.0	-0.4	0.0	0.0	**-0.4**
41	FY18 Awards Cycle	0.7	0.0	0.0	0.7	0.0	**0.7**
42	FY19 Awards Cycle	54.7	16.5	37.7	0.5	0.0	**54.7**
43	FY20 Awards Cycle	116.1	1.4	0.0	69.9	44.8	**116.1**
44	FY21 Awards Cycle	271.2	161.0	-0.2	5.1	105.3	**271.2**
45	FY22 Awards Cycle	159.0	48.1	1.8	109.2	0.0	**159.0**
46	FY22 Awards 2nd Cycle	11.2	5.5	3.9	0.6	1.3	**11.2**
47	FY 22 Awards Cycle Subtotal	170.3	53.6	5.6	109.8	1.3	**170.3**
48	FY23 Awards Cycle	241.5	46.7	16.6	154.8	23.4	**241.5**
49	FY24 Awards Cycle	504.1	76.6	58.9	195.4	173.2	**504.1**
50	FY25 Awards Cycle	199.7	20.7	3.0	117.4	58.6	**199.7**
51	FY26 Awards Cycle	54.3	0.0	18.3	33.8	2.2	**54.3**
52	**Subtotal Uses :**	**1,611.5**	**376.5**	**139.0**	**687.3**	**408.7**	**1611.5**

PSCOC Financial Plan

Summary of Changes Since 10/07/2026

PSCOC ACTION - OUT-OF-CYCLE, EMERGENCY, ADDITIONAL FUNDING		
Agenda Item	**Award Amount**	**Amended Approved Amount**
P24-010 Roselawn ES (Artesia) – Construction Funding Request	$ 13,841,335	
P20-001 Chaparral MS (Alamogordo) – Construction Funding Request	$ 34,057,856	
P22-002 Mosquero Combined (Mosquero) – Additional Funding Request	$ 19,477,475	
P21-007 Mesa View ES (Grants) – Additional Funding Request	$ 1,624,547	
S26-016 Vista Nueva Alternative HS K3393 (Aztec) - Technical Correction	$ 70,817	
P26-019 School of Dreams Academy (SODA) - Planning & Assessment Award	$ 354,000	
Total Awards:	**$ 69,426,030**	**$ -**
Total Reversion/Reallocation/Rescind:	**$ -**	**$ -**

PSCOC FUND PROJECT AWARD SCHEDULE DETAIL - MODIFICATIONS				
Potential Council Action Projects - Agenda:	**Original Award Fiscal Year (FY)**	**Previous FP Estimate**	**Current FP Award**	**Change Fav (Unfav)**
P20-003 Roswell Mountain View MS - Construction Funding Request	FY20	$ 35,883,600.00	$ 33,311,736.00	$ 2,571,864.00
S21-001 Tombaugh ES - Las Cruces - Construction Funding	FY21	$ 1,489,934.00	$ 3,438,978.00	$ (1,949,044.00)
K24-001 Cuba ES - Construction Funding Request	FY24	$ 929,336.00	$ 1,517,193.00	$ (587,857.00)
S26-023 Animas - Demolition - Award Language Change	FY26	$ 1,106,856.00	$ (232,884.00)	$ 873,972.00
	Subtotal	**$ 39,409,726.00**	**$ 38,035,023.00**	**$ 908,935.00**

FINANCIAL PLAN ASSUMPTIONS and SUMMARY:				
	Financial Plan Variance Between Months			
	FY25 Act.	**FY26 Act.**	**FY27 Est.**	**FY28 Est.**
Uncommitted Balance [FY27 - October (Q4)]	517.7	799.2	384.4	782.5
Uncommitted Balance [FY27 - November 2026 (Q4)]	517.7	814.2	392.8	694.7
Variance Favorable (Unfavorable)	-	14.9	8.4	(87.9)

PSCOC FUND PROJECT AWARD SCHEDULE DETAIL - (Representation of Uncommitted Balance in FY27)

November 23, 2026

Legend	
Purple Text	Awarded Planning/Design
Purple Highlight	Pending Planning/Design Award
Green Text	Awarded Construction
Green Highlight	Pending Construction Award
$000,000	*Numbers in italics indicate bonds have not been certified*

							FY 2026				FY 2027				FY 2028			
							$139,043,936				$687,294,896				$408,700,735			
							$1,839,503	$51,637,324	$43,416,929	$42,150,180	$171,363,448	$135,376,945	$59,239,201	$321,315,302	$112,316,786	$153,325,527	$46,595,753	$96,462,669
FY15 AWARDS				**Phase 1**	**Phase 2**	**Total**	**2025_Q3**	**2025_Q4**	**2026_Q1**	**2026_Q2**	**2026_Q3**	**2026_Q4**	**2027_Q1**	**2027_Q2**	**2027_Q3**	**2027_Q4**	**2028_Q1**	**2028_Q2**
P15-006	Gallup-McKinley	Thoreau Teacher Housing	A32 - SSTB18SD 0001 - $1,516,391.00 A81 - SSTB18SB 0004 - $13,647,522 A92 - SSTB19SD 0004 - $350,924	$147,660	$0	$147,660				-$203,264								
			Total	**$2,097,458**	**$19,195,765**	**$21,459,998**	**$0**	**$0**	**$0**	**-$203,264**	**$0**	**$0**	**$0**	**$0**	**$0**	**$0**	**$0**	**$0**
							-$203,264				**$0**				**$0**			
FY18 AWARDS				**Phase 1**	**Phase 2**	**Total**	**2025_Q3**	**2025_Q4**	**2026_Q1**	**2026_Q2**	**2026_Q3**	**2026_Q4**	**2027_Q1**	**2027_Q2**	**2027_Q3**	**2027_Q4**	**2028_Q1**	**2028_Q2**
S18-003	Las Vegas City	Los Ninos ES			$0	$0					$710,720							
			Total	**$0**	**$0**	**$0**	**$0**	**$0**	**$0**	**$0**	**$710,720**	**$0**	**$0**	**$0**	**$0**	**$0**	**$0**	**$0**
							$0				**$710,720**				**$0**			
FY19 AWARDS				**Phase 1**	**Phase 2**	**Total**	**2025_Q3**	**2025_Q4**	**2026_Q1**	**2026_Q2**	**2026_Q3**	**2026_Q4**	**2027_Q1**	**2027_Q2**	**2027_Q3**	**2027_Q4**	**2028_Q1**	**2028_Q2**
P19-004	Gallup-McKinley	Tohatchi Teacher Housing	A03 - SSTB20SD 0002 - $22,625,748 A07 - SSTB23SD 0001 - $50,647,912 A81 - SSTB18SB 0004 - $60,000 A82 - SSTB18SD 0001 - $2,854,563	$140,964	$0	$140,964				-$205,621								
P19-017	Tularosa	Tularosa MS	A92 - SSTB19SD 0004 - $2,792,788	$2,792,788	$37,918,021	$40,710,809			$37,918,021									
S19-003/P19-018	Belen	Dennis Chavez ES	A81 - SSTB18SB 0004 - $1,457,542 A08 - SSTB24SB 0001 - $16,477,560	$1,457,542	$16,949,323	$18,406,865					$471,763							
			Total	**$17,964,895**	**$251,185,635**	**$269,150,530**	**$0**	**$0**	**$37,918,021**	**-$205,621**	**$471,763**	**$0**	**$0**	**$0**	**$0**	**$0**	**$0**	**$0**
							$37,712,400				**$471,763**				**$0**			
FY20 AWARDS				**Phase 1**	**Phase 2**	**Total**	**2025_Q3**	**2025_Q4**	**2026_Q1**	**2026_Q2**	**2026_Q3**	**2026_Q4**	**2027_Q1**	**2027_Q2**	**2027_Q3**	**2027_Q4**	**2028_Q1**	**2028_Q2**
P20-001	Alamogordo	Chaparral MS	A81 - SSTB18SB 0004 - $774,754 A82 - SSTB18SD 0001 - $1,388,001 A92 - SSTB19SD 0004 - $19,464,797	$2,162,755	$34,057,856	$36,220,611						$34,057,856						
P20-002	Central	Newcomb ES	A82 - SSTB18SD 0001 - $25,000 A92 - SSTB19SD 0004 - $1,417,811	$1,087,543	$22,386,078	$23,473,621										*$22,386,078*		
P20-003	Roswell	Mountain View MS	A82 - SSTB18SD 0001 - $1,807,637 A92 - SSTB19SD 0004 - $5,477,761	$1,807,637	$33,311,736	$35,119,373						*$33,311,736*						
P20-006	Roswell	Washington Avenue ES	A82 - SSTB18SD 0001 - $51,000 A92 - SSTB19SD 0004 - $601,585	$2,488,106	$22,392,958	$24,881,064								*$2,488,106*			*$22,392,958*	
			Total	**$17,318,852**	**$240,999,918**	**$258,166,764**	**$0**	**$0**	**$0**	**$0**	**$0**	**$67,369,592**	**$0**	**$2,488,106**	**$0**	**$22,386,078**	**$22,392,958**	**$0**
							$0				**$69,857,698**				**$44,779,036**			
FY21 AWARDS				**Phase 1**	**Phase 2**	**Total**	**2025_Q3**	**2025_Q4**	**2026_Q1**	**2026_Q2**	**2026_Q3**	**2026_Q4**	**2027_Q1**	**2027_Q2**	**2027_Q3**	**2027_Q4**	**2028_Q1**	**2028_Q2**
P21-003	Gallup-McKinley	Gallup HS	A04 - SSTB21SD 0001 - $11,922,644 A92 - SSTB19SD 0004 - $101,250	$12,023,894	$11,922,644	$23,946,538												
P21-005	Gallup-McKinley	Crownpoint HS	A04 - SSTB21SD 0001 - $4,720,541 A92 - SSTB19SD 0004 - $411,674	$5,071,465	$ 66,937,466	$72,008,931										*$62,216,925*		
P21-005	Gallup-McKinley	Crownpoint HS Teacher Housing		$0	$ -	$0				-$204,706								
P21-006	Gallup-McKinley	Navajo Pine HS	A07 - SSTB23SD 0001 - $5,030,993 A92 - SSTB19SD 0004 - $60,750	$5,091,683	$48,101,770	$53,193,453										*$43,070,837*		
P21-007	Grants	Mesa View ES	A07 - SSTB23SD 0001 - $49,916,766 A92 - SSTB19SD 0004 - $1,796,022	$1,796,022	$31,135,239	$32,931,261						$1,624,547						
S21-001	Las Cruces	Tombaugh ES	A01 - SSTB20SB E0003 - $165,548	$165,548	$0	$165,548						*$3,438,978*						
			Total	**$39,828,051**	**$373,525,195**	**$413,353,246**	**$0**	**$0**	**$0**	**-$204,706**	**$0**	**$5,063,525**	**$0**	**$0**	**$0**	**$105,287,762**	**$0**	**$0**
							-$204,706				**$5,063,525**				**$105,287,762**			
FY22 AWARDS				**Phase 1**	**Phase 2**	**Total**	**2025_Q3**	**2025_Q4**	**2026_Q1**	**2026_Q2**	**2026_Q3**	**2026_Q4**	**2027_Q1**	**2027_Q2**	**2027_Q3**	**2027_Q4**	**2028_Q1**	**2028_Q2**
P22-006	Gadsden	Chaparral MS	A02 - SSTB21SB 0001 - $3,197,269	$3,144,769	$68,549,135	$71,693,904								*$68,549,135*				
P22-004	Los Lunas	Ann Parrish ES	A02 - SSTB21SB 0001 - $17,273,200 A06 - SSTB23SB 0001 - $2,524,085	$2,566,085	$21,161,894	$23,727,979						*$21,161,894*						
P22-002	Mosquero	Mosquero Combined School	A01 - SSTB20SB E0003 - $2,800,000 A02 - SSTB21SB 0001 - $2,645,908 A05 - SSTB22SD 0001 - $51,386,457	$2,307,631	$75,557,132	$77,864,763			$1,500,000			$19,477,475						
S22-008	Portales	James ES	A02 - SSTB21SB 0001 - $1,195,305 A03 - SSTB20SD 0002 - $1,415,200	$96,862	$1,667,959	$1,764,821		$252,759										
FY22 AWARDS 2nd CYCLE																		
S22-012	Las Cruces	East Picacho ES		$1,888,369	$2,841,142	$4,729,511				$2,841,142								
S22-013	Las Cruces	Zia MS		$0	$821,726	$821,726					$576,000							
S22-014	Las Cruces	Hermosa Heights ES		$0	$2,582,205	$0	$1,037,137											
K22-004	New Mexico School for the Deaf	Albuquerque Preschool	A04 - SSTB21SD 0001 - $835,000 A82 - SSTB18SD 0001 - $140,000	$975,000	$1,260,000	$2,235,000									*$1,260,000*			
			Total	**$29,592,350**	**$329,278,124**	**$356,288,269**	**$1,037,137**	**$252,759**	**$1,500,000**	**$2,841,142**	**$576,000**	**$40,639,369**	**$0**	**$68,549,135**	**$1,260,000**	**$0**	**$0**	**$0**
							$5,631,038				**$109,764,504**				**$1,260,000**			

PSCOC FUND PROJECT AWARD SCHEDULE DETAIL - (Representation of Uncommitted Balance in FY27)

November 23, 2026

Legend	
Purple Text	Awarded Planning/Design
Purple Highlight	Pending Planning/Design Award
Green Text	Awarded Construction
Green Highlight	Pending Construction Award
$000,000	*Numbers in italics indicate bonds have not been certified*

							FY 2026				FY 2027				FY 2028			
							$139,043,936				$687,294,896				$408,700,735			
							$1,839,503	$51,637,324	$43,416,929	$42,150,180	$171,363,448	$135,376,945	$59,239,201	$321,315,302	$112,316,786	$153,325,527	$46,595,753	$96,462,669
FY23 AWARDS				**Phase 1**	**Phase 2**	**Total**	**2025_Q3**	**2025_Q4**	**2026_Q1**	**2026_Q2**	**2026_Q3**	**2026_Q4**	**2027_Q1**	**2027_Q2**	**2027_Q3**	**2027_Q4**	**2028_Q1**	**2028_Q2**
P23-001	Gallup-McKinley	Central HS	A04 - SSTB21SD 0001 - $900,480 A82 - SSTB18SD 0001 - $3,204,031	$900,480	$0	$900,480												
P23-002	Gallup-McKinley	Thoreau HS	A04 - SSTB21SD 0001 - $3,821,477	$3,821,477	$66,295,936	$70,117,413					$66,295,936							
P23-003	Gallup-McKinley	David Skeet ES	A04 - SSTB21SD 0001 - $1,771,462	$1,771,462	$23,411,989	$25,183,451												*$23,411,989*
P23-004	Farmington	Heights MS	A04 - SSTB21SD 0001 - $4,628,052	$4,628,052	$34,634,091	$39,262,143								*$34,634,091*				
P23-005	Farmington	Mesa Verde ES	A04 - SSTB21SD 0001 - $2,835,251	$2,835,251	$22,498,903	$25,334,154								*$22,498,903*				
P23-007	Estancia	Estancia ES	A82 - SSTB18SD 0001 - $662,256	$662,256	$16,644,069	$17,306,325				$16,644,069								
P23-008	Pojoaque	Pojoaque MS	A92 - SSTB19SD 0004 - $2,090,939	$2,090,939	$31,364,541	$33,455,480							*$31,364,541*					
			Total	**$19,002,719**	**$270,804,215**	**$289,806,934**	**$0**	**$0**	**$0**	**$16,644,069**	**$66,295,936**	**$0**	**$31,364,541**	**$57,132,994**	**$0**	**$0**	**$0**	**$23,411,989**
								$16,644,069				**$154,793,471**				**$23,411,989**		
FY24 AWARDS				**Phase 1**	**Phase 2**	**Total**	**2025_Q3**	**2025_Q4**	**2026_Q1**	**2026_Q2**	**2026_Q3**	**2026_Q4**	**2027_Q1**	**2027_Q2**	**2027_Q3**	**2027_Q4**	**2028_Q1**	**2028_Q2**
P24-001	Maxwell	Combined School	A05 - SSTB22SD 0001 - $2,542,239	$2,542,239	$50,882,869	$53,425,108		$50,882,869										
P24-001	Maxwell	Teacher Housing		$0	$802,366	$802,366	$802,366											
P24-002	Central	Tse Bit Ai MS	A05 - SSTB22SD 0001 - $2,965,145	$2,965,145	$31,431,696	$34,396,841												*$31,431,696*
P24-005	Springer	Combined	A06 - SSTB23SB 0001 - $4,405,823	$2,620,550	$49,691,839	$52,312,389					$49,691,839							
P24-005	Springer	Combined (Teacher Housing)		$0	$2,136,189	$2,136,189			$2,136,189									
P24-004	Dexter	ES/MS	A05 - SSTB22SD 0001 - $2,620,550	$4,405,823	$61,271,815	$65,677,638								*$61,271,815*				
P24-006	Gallup-McKinley	Crownpoint MS	A04 - SSTB21SD 0001 - $2,532,111	$2,532,111	$25,651,687	$28,183,798										*$25,651,687*		
P24-007	San Jon	San Jon Combo		$4,141,429	$51,901,557	$56,042,986					$51,901,557							
P24-009	Penasco	Penasco Combined	A05 - SSTB22SD 0001 - $3,757,110	$3,757,110	$31,995,432	$35,752,542									*$31,995,432*			
P24-008	Bernalillo	Algodones ES	A05 - SSTB22SD 0001 - $845,526	$845,526	$17,148,636	$17,994,162								*$17,148,636*				
P24-010	Artesia	Roselawn ES	A05 - SSTB22SD 0001 - $1,182,001	$1,182,001	$13,841,335	$15,023,336						$13,841,335						
P24-011	Hagerman	Hagerman Combined	A05 - SSTB22SD 0001 - $22,796,762	$4,371,742	$57,951,578	$62,323,320									*$57,951,578*			
P24-012	Hondo	Hondo Combined	A06 - SSTB23SB 0001 - $6,513,731	$6,513,731	$24,202,795	$30,716,525											*$24,202,795*	
P24-014	Albuquerque	Van Buren MS	A06 - SSTB23SB 0001 - $10,087,640	$0	$5,469,979	$5,469,979				$5,469,979								
K24-001	Cuba	Cuba ES	A04 - SSTB21SD 0001 - $124,294	$103,260	$1,517,193	$1,620,453						*$1,517,193*						
S24-013	Albuquerque	Highland HS	A05 - SSTB22SD 0001 - $878,596	$0	$0	$0				-$878,596								
S24-017	Clovis	Sandia ES	A05 - SSTB22SD 0001 - $105,102	$0	$0	$0		-$105,122										
S24-019	Los Alamos	Los Alamos HS	A05 - SSTB22SD 0001 - $219,705	$219,705	$0	$219,705		$606,818										
S24-021	West Las Vegas	Luis Armijo ES	A05 - SSTB22SD 0001 - $220,122	$220,122	$1,981,099	$2,201,221									*$1,981,099*			
			Total	**$63,244,262**	**$507,619,797**	**$570,864,059**	**$802,366**	**$51,384,565**	**$2,136,189**	**$4,591,383**	**$101,593,396**	**$15,358,528**	**$0**	**$78,420,451**	**$91,928,109**	**$25,651,687**	**$24,202,795**	**$31,431,696**
								$58,914,503				**$195,372,375**				**$173,214,287**		
FY25 AWARDS				**Phase 1**	**Phase 2**	**Total**	**2025_Q3**	**2025_Q4**	**2026_Q1**	**2026_Q2**	**2026_Q3**	**2026_Q4**	**2027_Q1**	**2027_Q2**	**2027_Q3**	**2027_Q4**	**2028_Q1**	**2028_Q2**
P25-001	Raton	Combined School	A08 - SSTB24SB 0001 - $8,455,099	$2,725,138	$49,468,849	$52,193,987								*$49,468,849*				
P25-002	Silver	Cliff Combined School	A06 - SSTB23SB 0001 - $2,002,003	$2,002,003	$21,802,325	$23,804,328								*$21,802,325*				
P25-003	Bloomfield	Central Primary School Naaba Ani ES Mesa Alta Junior HS	A06 - SSTB23SB 0001 - $4,422,455	$4,422,455	$39,802,091	$44,224,546												*$39,802,091*
P25-004	Rio Rancho	Lincoln MS	A06 - SSTB23SB 0001 - $2,001,668	$1,151,483	$0	$1,151,483						*$2,566,733*						
P25-005	Rio Rancho	Rio Rancho HS	A06 - SSTB23SB 0001 - $4,071,514	$1,121,891	$15,425,020	$16,546,911							*$15,425,020*					
P25-006	Santa Rosa	Anton Chico	A01 - SSTB20SB E0003 - $44,250	$44,250	$15,425,020	$15,469,270												
P25-007	Las Vegas	ES/MS Combined		$2,614,820	$0	$2,614,820			$2,614,820					*$26,832,204*				
S25-001	Grants	Grants HS	A03 - SSTB20SD 0002 - $1,152,646	$1,152,646	$10,373,818	$11,526,464									*$10,373,818*			
S25-002	Alamogordo	Alamogordo HS	A06 - SSTB23SB 0001 - $729,973	$729,973	$6,569,759	$7,299,732									*$6,569,759*			
S25-006	Silver	Harrison H. Schmitt ES	A06 - SSTB23SB 0001 - $1,127,871	$1,127,871	$1,262,319	$2,390,190					$1,262,319							
S25-008	Clayton	Clayton Jr HS / Kiser ES	A02 - SSTB21SB 0001 - $159,988	$0	$221,583	$221,583					$61,595							
S25-009	Ruidoso	Ruidoso HS	A06 - SSTB23SB 0001 - $617,130	$617,130	$0	$617,130												
K25-001	Rio Rancho	Shining Stars Preschool	A01 - SSTB20SB E0003 - $254,877	$254,877	$1,816,893	$2,071,770												*$1,816,893*
H25-002	Hatch	Pilot Teacher Housing	A06 - SSTB23SB 0001 - $629,200	$1,061,976	$0	$1,061,976				$432,776								
			Total	**$23,563,935**	**$162,167,677**	**$185,731,612**	**$0**	**$0**	**$2,614,820**	**$432,776**	**$1,323,914**	**$2,566,733**	**$15,425,020**	**$98,103,378**	**$16,943,576**	**$0**	**$0**	**$41,618,984**
								$3,047,596				**$117,419,045**				**$58,562,561**		

PSCOC FUND PROJECT AWARD SCHEDULE DETAIL - (Representation of Uncommitted Balance in FY27)

November 23, 2026

Legend	
Purple Text	Awarded Planning/Design
Purple Highlight	Pending Planning/Design Award
Green Text	Awarded Construction
Green Highlight	Pending Construction Award
$000,000	*Numbers in italics indicate bonds have not been certified*

							FY 2026				FY 2027				FY 2028			
							$139,043,936				$687,294,896				$408,700,735			
							$1,839,503	$51,637,324	$43,416,929	$42,150,180	$171,363,448	$135,376,945	$59,239,201	$321,315,302	$112,316,786	$153,325,527	$46,595,753	$96,462,669
FY26 AWARDS				Phase 1	Phase 2	Total	2025_Q3	2025_Q4	2026_Q1	2026_Q2	2026_Q3	2026_Q4	2027_Q1	2027_Q2	2027_Q3	2027_Q4	2028_Q1	2028_Q2
P26-001	Albuquerque	Feasiblity Study (Eldorado HS, Highland HS, Mary Ann Binford ES)	SSTB26SB (June 2026 Bond Sale)	$61,050	$0	$61,050				$61,050								
P26-002	Roswell	Planning Study (Goddard HS, Roswell HS)	SSTB26SB (June 2026 Bond Sale)	$149,600	$0	$149,600				$149,600								
P26-003	Clovis	Clovis HS	SSTB26SB (June 2026 Bond Sale)	$193,600	$0	$193,600				$193,600			*$7,695,580*					
P26-005	Las Cruces	Mayfield HS	SSTB26SB (June 2026 Bond Sale)	$4,210,914	$0	$4,210,914				$23,650		*$4,187,264*						
P26-006	Las Cruces	Highland ES	SSTB26SB (June 2026 Bond Sale)	$189,200	$0	$189,200				$189,200								
P26-007	Santa Rosa	Santa Rosa Combined ES/MS/HS School	SSTB26SB (June 2026 Bond Sale)	$504,680	$0	$504,680				$504,680				*$4,488,905*				
P26-008	Roy	Roy PreK-12 Combined School	SSTB26SB (June 2026 Bond Sale)	$517,000	$0	$517,000				$517,000								
P26-009	Corona	Corona ES/MS/HS Combined School	SSTB26SB (June 2026 Bond Sale)	$463,760	$0	$463,760				$463,760				*$2,389,185*				
P26-010	Mora	Mora ES/MS/HS Combined School	SSTB26SB (June 2026 Bond Sale)	$282,150	$0	$282,150				$282,150				*$2,129,130*				
P26-011	House	House ES/MS/HS Combined School	SSTB26SB (June 2026 Bond Sale)	$470,250	$0	$470,250				$470,250			*$3,396,898*					
P26-012	Espanola	Espanola Valley HS	SSTB26SB (June 2026 Bond Sale)	$346,500	$0	$346,500				$346,500				*$2,479,862*				
P26-013	Jemez Mtn	Coronado ES/MS/HS Combined School	SSTB26SB (June 2026 Bond Sale)	$262,350	$0	$262,350				$262,350				*$1,894,750*				
P26-014	Truth or Consequences	Truth or Consequences MS	SSTB26SB (June 2026 Bond Sale)	$160,875	$0	$160,875				$160,875			*$1,357,162*					
P26-015	Taos	Taos MS	SSTB26SB (June 2026 Bond Sale)	$91,575	$0	$91,575				$91,575				*$1,441,731*				
P26-016	Mesa Vista	Mesa Vista Combined MS/HS	SSTB26SB (June 2026 Bond Sale)	$316,800	$0	$316,800				$316,800					*$2,185,101*			
P26-017	Questa	Questa ES/MS/HS Combined School	SSTB26SB (June 2026 Bond Sale)	$183,150	$0	$183,150				$183,150				*$1,797,675*				
P26-018	Mountainair	Mountainair ES	SSTB26SB (June 2026 Bond Sale)	$132,770	$0	$132,770				$132,770								
P26-019	School of Dreams Academy	School of Dreams Academy	SSTB26SB	$354,000	$0	$354,000						$354,000						
S26-001	Albuquerque	Apache ES - HVAC	SSTB26SB (June 2026 Bond Sale)	$177,648	$0	$177,648				$177,648								
S26-002	Albuquerque	Chaparral ES - HVAC	SSTB26SB (June 2026 Bond Sale)	$2,758,319	$0	$2,758,319				$2,758,319								
S26-003	Albuquerque	Hayes MS - HVAC	SSTB26SB (June 2026 Bond Sale)	$1,787,353	$0	$1,787,353				$1,787,353								
S26-004	Albuquerque	New Futures HS - HVAC	SSTB26SB (June 2026 Bond Sale)	$149,504	$0	$149,504				$149,504								
S26-005	Albuquerque	Tomasita ES - HVAC	SSTB26SB (June 2026 Bond Sale)	$1,026,508	$0	$1,026,508				$1,026,508								
S26-006	Las Cruces	Conlee ES - HVAC, roof	SSTB26SB (June 2026 Bond Sale)	$324,197	$0	$324,197				$246,543	$77,654							
S26-007	Las Cruces	Desert Bloom ES - Roof (Cesar Chavez)	SSTB26SB (June 2026 Bond Sale)	$137,492	$0	$137,492				$89,500	$47,992							
S26-008	Silver	G.W. Stout ES/Multiple	SSTB26SB (June 2026 Bond Sale)	$117,027	$0	$117,027				$117,027	$35,944							
S26-009	Animas	Animas MS/HS - HVAC, Roof	SSTB26SB (June 2026 Bond Sale)	$252,885	$0	$252,885				$252,885								
S26-010	Animas	Animas ES - HVAC, Roof	SSTB26SB (June 2026 Bond Sale)	$506,797	$0	$506,797				$506,797								
S26-011	Hobbs	Stone ES - Fire alarm	SSTB26SB (June 2026 Bond Sale)	$299,660	$0	$299,660				$299,660								
S26-012	Hobbs	College Lane ES - Fire alarm	SSTB26SB (June 2026 Bond Sale)	$348,861	$0	$348,861				$348,861								
S26-013	Ruidoso	White Mountain ES/Multiple	SSTB26SB (June 2026 Bond Sale)	$210,941	$0	$210,941				$210,941								
S26-014	Deming	Chaparral ES - Roof	SSTB26SB (June 2026 Bond Sale)	$356,757	$0	$356,757				$126,628	$230,129							
S26-015	Jemez Mountain	Lybrook ES/MS/Multiple	SSTB26SB (June 2026 Bond Sale)	$133,847	$0	$133,847				$133,847								
S26-016	Aztec	Vista Nueva Alternative HS - Roof	SSTB26SB (June 2026 Bond Sale)	$91,952	$0	$91,952				$21,135		$70,817						
S26-017	West Las Vegas	Rio Gallinas Charter School/Multiple	SSTB26SB (June 2026 Bond Sale)	$83,938	$0	$83,938				$83,938								
S26-018	West Las Vegas	Union Street ES/Multiple	SSTB26SB (June 2026 Bond Sale)	$133,398	$0	$133,398				$133,398								
S26-019	West Las Vegas	Valley Combined ES/MS/Multiple	SSTB26SB (June 2026 Bond Sale)	$562,155	$0	$562,155				$562,155								
S26-020	Rio Rancho	Eagle Ridge MS/Multiple	SSTB26SB (June 2026 Bond Sale)	$159,485	$0	$159,485				$159,485								
S26-021	Rio Rancho	Enchanted Hills ES - Electrical, Drainage	SSTB26SB (June 2026 Bond Sale)	$108,780	$0	$108,780				$108,780								
S26-022	Gadsden	Alamo Cafeteria/Demolition	SSTB26SB (June 2026 Bond Sale)	$267,648	$0	$267,648				$267,648								
S26-023	Animas	Demolition of District Facilities/Demolition	SSTB26SB (June 2026 Bond Sale)	$873,972	$0	$873,972				$1,106,856		*-$232,884*						
S26-024	Deming	Demolition of District Facilities/Demolition	SSTB26SB (June 2026 Bond Sale)	$456,587	$0	$456,587				$456,587								
S26-025	Deming	Demolition of District Facilities/Demolition	SSTB26SB (June 2026 Bond Sale)	$179,840	$0	$179,840				$179,840								
S26-026	Jemez Mountain	Demolition of District Facilities/Demolition	SSTB26SB (June 2026 Bond Sale)	$1,989,000	$0	$1,989,000				$1,989,000								
S26-027	State Charter	New Mexico School for the Arts - Campus Building/Demolition	SSTB26SB (June 2026 Bond Sale)	$456,000	$0	$456,000				$456,000								
S26-028	State Charter	McCurdy Charter School - Teacherage/Demolition	SSTB26SB (June 2026 Bond Sale)	$45,000	$0	$45,000				$45,000								
K26-001	Revserve	Reserve Combined School/Pre-K	SSTB26SB (June 2026 Bond Sale)	$103,600	$0	$103,600				$103,600								
			Total	$22,989,373	$0	$22,989,373	$0	$0	$0	$18,254,401	$391,719	$4,379,197	$12,449,640	$16,621,238	$2,185,101	$0	$0	$0
								$18,254,401				$33,841,794				$2,185,101		

Cost per Square Foot Variance Analysis for Out-Year Funding

Standards-based Projects

	A	B	C	D	E	F	G	H	I	J	K	L	M	N	O	P	Q	
	Fiscal Year	Project Number	District	School	Project Type	Original Estimated State Match	Original Estimated Cost per Square Foot (SqFt) MACC	Original Estimated TPC per Square Foot (SqFt)	Updated Estimated State Match	Updated Estimated Cos per SqFt MACC	Updated TPC/ SqFt (MACC + Soft Cost)	TPC Cost per SqFt Percentage Increase	Difference (I - G)	Waiver (X)	Potential FY26 Additional Cost (Waiver)	Potential FY27 Additional Cost (Waiver)	Potential FY28 Additional Cost (Waiver)	
1	FY20	P20-002	Central	Newcomb ES	Full Replacement	$ 15,087,253	$ 447	$ 580	$ 22,386,078	$ 900	$ 1,170	102%	$ 590	PARTIAL			$ 14,924,052	1
2	FY20	P20-006	Roswell	Washington Ave. ES	Design & Partial Replacement and Renovation	$ 6,525,848	$ 280	$ 364	$ 24,881,064	$ 500	$ 650	79%	$ 286					2
3	FY21	P21-005	Gallup-McKinley	Crownpoint HS	Full Replacement	$ 38,033,922	$ 401	$ 521	$ 44,715,949	$ 750	$ 975	87%	$ 454					3
4	FY21	P21-006	Gallup-McKinley	Navajo Pine HS	Full Replacement	$ 16,498,372	$ 411	$ 534	$ 53,193,453	$ 900	$ 1,170	119%	$ 636					4
5	FY22	P22-004	Los Lunas	Ann Parish ES	Design & Partial Replacement and Renovation	$ 17,273,200	$ 320	$ 416	N/A	$ 450	$ 585	41%	$ 169					5
6	FY22	P22-006	Gadsden	Chaparral MS	Full Replacement	$ 31,447,682	$ 275	$ 358	$ 59,199,504	$ 600	$ 780	118%	$ 423					6
7	FY23	P23-003	Gallup-McKinley	David Skeet ES	Full Replacement and Teacher Housing	$ 17,714,622	$ 425	$ 553	$ 27,643,451	$ 750	$ 975	76%	$ 423					7
8	FY23	P23-004	Farmington	Heights MS	Full Replacement	$ 41,652,468	$ 400	$ 520	$ 43,619,390	$ 650	$ 845	63%	$ 325			$ 38,308,943		8
9	FY23	P23-005	Farmington	Mesa Verde ES	Full Replacement	$ 25,517,261	$ 375	$ 488	$ 28,503,726	$ 650	$ 845	73%	$ 358			$ 58,971,560		9
10	FY23	P23-008	Pojoaque Valley	Pojoaque MS	Partial Replacement and Renovation	$ 26,152,091	$ 400	$ 520	$ 27,238,575	$ 600	$ 780	50%	$ 260					10
11	FY24	P24-002	Central	Tse Bit Ai MS	Full Replacement and Teacher Housing	$ 25,392,653	$ 600	$ 780	$ 34,396,841	$ 800	$ 1,040	33%	$ 260					11
12	FY24	P24-004	Dexter	ES/MS	Full Replacement	$ 39,652,408	$ 505	$ 657	$ 45,438,372	$ 550	$ 715	9%	$ 59	100% Construction		$ 11,641,645		12
13	FY24	P24-006	Gallup-McKinley	Crownpoint MS	Full Replacement	$ 22,789,001	$ -	$ -	$ 22,512,614	$ 750	$ 975	0%	$ 975					13
14	FY24	P24-008	Bernalillo	Algodones ES	Renovation and Addition								$ -	100% Construction		$ 29,199,030		14
15	FY24	P24-009	Penasco	Penasco Combined	Full Replacement								$ -	PARTIAL			$ 11,818,557	15
16	FY24	P24-011	Hagerman	Hagerman Combined	Full Replacement								$ -				$ 19,317,192	16
17	FY24	P24-012	Hondo	Hondo Combined	Full Replacement								$ -	PARTIAL			$ 11,420,780	17
18	FY25	P25-001	Raton	Combined School	Full Replacement								$ -	100% Construction		$ 60,461,926		18
19	FY25	P25-002	Silver	Cliff Combined School	Facility Replacement								$ -	PARTIAL		$ 37,122,879		19
20	FY25	P25-003	Bloomfield	Central Primary School Naaba Ani Elementary School Mesa Alta Junior High School	Facility Replacement & Consolidation								$ -	PARTIAL			$ 38,134,152	20
21	FY25	P25-004	Rio Rancho	Lincoln Middle School	Planning Study, Systems Upgrade and Renovation								$ -					21
22	FY25	P25-005	Rio Rancho	Rio Rancho High School	Planning Study, Systems Upgrade and Addition								$ -					22
23					Total	$ 323,736,781			$ 433,729,015					Total:	$ -	$ 235,705,983	$ 95,614,733	23
24																	$ 331,320,716	24

Design, Full Replacement: replacement of 100% of the facility to the maximum allowable GSF per the Adequacy planning guide

Design, Partial Replacement and Renovation: design funding replace up to 50% and renovate up to 50% of the facility to the maximum allowable GSF for the per the Adequacy planning guide

Full Renovation: renovation of 100% of maximum allowable GSF per the Adequacy planning guide

Full Replacement and Teacher Housing: replacement of 100% of the facility to the maximum allowable GSF for the per the Adequacy planning guide including new construction of a varying number of teacher housing units

Partial Replacement and Renovation: design funding replace up to 50% and renovate up to 50% of the facility to the maximum allowable GSF for the per the Adequacy planning guide.

IV. Consent Agenda*

A. October 7, 2026, PSCOC Meeting Minutes*
B. FY27 Lease Assistance Awards*
C. S21-001 Tombaugh ES (Las Cruces) – Construction Funding Request*
D. P20-003 Mountain View MS (Roswell) – Construction Funding Request*
E. K24-001 Cuba ES (Cuba) – Construction Funding Request*
F. S26-014 Chaparral ES (Deming) – Award Language Change*
G. S26-023 Animas Demolition (Animas) – Award Language Change*
H. Recertification of SSTBs*
I. FY26 PSFA Annual Report Draft*

* Denotes potential action by the PSCOC

I. October 7, 2026, PSCOC Meeting Minutes

II. Presenter(s): Marcos Trujillo, Executive Director

III. Potential Motion:

Council approval of the October 7, 2026, PSCOC Full Council meeting minutes.

IV. Executive Summary:

Exhibit (s):
A- October 7, 2026, PSCOC Meeting Minutes.

Exhibit A

State of New Mexico
Public School Capital Outlay Council

Present PSCOC Members
Joe Guillen, *NMSBA – Chair*
Mariana Padilla, *PED*
Stewart Ingham, *PEC*
Randall Cherry, *LCS*
Ashley Leach, DFA
Lee Otero, *CID*
Elizabeth Groginsky, *OG*
John Sena, LESC
Sunny Lui, *LFC*

Public School Facilities Authority
Marcos Trujillo | Executive Director
Larry Tillotson | Deputy Director of Operations & Outreach

MEETING MINUTES

PSCOC Full Council Meeting
State Capitol Building, Room 309 – October 7, 2026

Unofficial notes drafted for the convenience of subcommittee members and subject to revision at member request. Please note that further details and information regarding the meeting can also be found in the eBook or recording.

I. Call to Order – Joe Guillen, Chair

The Public School Capital Outlay Council (PSCOC) meeting on October 7, 2026, was called to order by Chair Joe Guillen at 10:03 AM.

A. Roll Call

Roll call was conducted, and a quorum was confirmed to be present for the meeting.

B. Approval of Agenda*

The Council was informed that there were no changes to the agenda. A motion was made by Ms. Leach and seconded by another member to approve the agenda as presented. The motion passed without opposition, and the agenda was approved.

C. Correspondence

No Correspondence.

II. Public Comment

The Chair called for public comment. No public comment was presented, and the Council proceeded to the next agenda item.

III. Finance

A. PSCOC Financial Plan

The Chief Financial Officer at PSFA, Mr. Matthew Schimmel, presented the financial plan and reviewed proposed awards and funding requests before the Council. The requests included planning and assessment funding for School of Dreams Academy, construction funding for Roselawn Elementary School in Artesia and Chaparral Middle School in Alamogordo, additional funding for Mosquero Combined School and Mesa View Elementary School in Grants, and a technical correction for Vista Nueva Alternative High School in Aztec. Staff reported that project schedules had also been adjusted based on updated information contained in the

Project Status Report and preparations for an upcoming bond sale. Staff explained that several projects had shifted from FY27 into FY28 based on updated project schedules and anticipated construction timelines. The Council was informed that PSFA continued reviewing project schedules to better align anticipated expenditures with bonding capacity. Staff reported potential bonding capacity of up to approximately $835.5 million and indicated that approximately $500 million was currently being considered for an upcoming bond sale, subject to further adjustment.

Council members discussed the need for improved forecasting of when projects would progress from planning and design into construction. Members emphasized that future financial plans should account for anticipated construction demand even when exact costs and schedules remained uncertain. Staff stated that PSFA was working to establish better projections based on design completion percentages, project complexity, and information contained within the Project Status Report. A three-to-six-month forecasting window for construction funding was discussed as a potential goal for projects already in design.

The Council also discussed factors contributing to project delays, including contract processing, district readiness, incomplete project information, design schedules, and regional market conditions. Staff described efforts to improve project forecasting and discussed development of a potential 12-month bid-letting schedule that could help stagger projects and better anticipate construction funding needs. Members also raised concerns regarding rising construction costs and potential shortages of steel and other building materials. Staff stated that these market conditions would continue to be monitored and reported to the Council.

IV. Consent Agenda*

Mr. Trujillo provided an overview of each item. All the Consent Agenda items were approved in a single motion.

A. August 26, 2026, PSCOC Meeting Minutes*

Council approval of the August 26, 2026, PSCOC Meeting Minutes.

B. FY27 Capital Outlay Funding Program: Demolition Eligibility Revision*

Council approval to revise the FY27 Capital Funding Application Announcement to include Demolition requests.

C. FY26 Planning and Assessment Award for SODA*

Council approval of a Phase 1 (Planning and Assessment) Standards-based award to School of Dreams Academy (SODA), a state-chartered charter school, in the amount of $354,000 in state funds (59%), matched by $246,000 in local funds (41%), for a total award of $600,000.

- The Phase 1 Planning and Assessment work shall evaluate project readiness, including the status and terms of SODA's lease-purchase arrangements, site control, reasonableness of enrollment and capacity assumptions, project scope, facility size, cost considerations, local funding capacity, and other issues identified by PSFA.
- The purpose of this award is to:
  1. Identify risks and cost-reduction strategies.
  2. Evaluate SODA's capacity to meet its local match obligation.
  3. Evaluate SODA's capacity to maintain new facilities over the long term.
  4. Help SODA to plan and manage project delivery.
  5. Engage stakeholders.
  6. Perform technical analyses required before work begins.
- The intent of the work conducted in Phase 1 is to ensure that Council receives objective, thoroughly vetted information to inform future decisions. Upon completing this work, SODA may return to PSCOC to request out-of-cycle funding for a Standards-based award to replace its existing school with a new facility.

• The award is limited to Phase 1 (Planning and Assessment) and does not constitute approval or commitment of funding for design or construction.
• Each allocation is intended to fully complete the project, phase or specified purpose. Upon completion of this awarded phase of work, including conformance with all contingencies, out-of-cycle funding for future phases of work may be considered at any upcoming regularly scheduled PSCOC meeting.

D. P24-010 Roselawn ES (Artesia) - Construction Funding Request*

Council approval to amend the current 2023-2024 Standards based award language to Artesia Public Schools (APS) ("District) for Roselawn Elementary School (P24-010) to include construction phase funding for the replacement facility for 354 students' grades 1st through 5th in 58,443 gross square foot (GSF), totaling $37,409,012 with a state match of $13,841,335 (37%) and a local match of $23,567,677 (63%).

E. P20-001 Chaparral MS (Alamogordo) - Construction Funding Request*

Council approval to amend the current 2023-2024 Standards based award language to Alamogordo Public Schools (APS) ("District) for Chaparral Middle School (P20-001) to include construction phase funding for the replacement facility for 580 students' grades 6th through 8th in 87,035 gross square foot (GSF), totaling $56,763,093 with a state match of $34,057,856 (60%) and a local match of $22,705,237 (40%).

F. P21-007 Mesa View ES (Grants-Cibola) - Additional Construction Funding Request*

Council approval to amend the current 2020-2021 Standards-based award language to Grant-Cibola County Schools ("District") for Mesa View ES (P21-007) to include additional construction funding totaling $2,195,334 with a state match of $1,624,547 (74%) and a local match of $570,787 (26%) for the final change requests, site work, furniture and playground equipment.

G. S26-016 Vista Nueva Alternative HS (Aztec) - Technical Correction*

Council approval of a technical correction of the award language for the previously approved 2025-2026 System's based award language to Aztec Municipal Schools ("District") for Vista Nueva Alternative High School to include.
• Amending the award language to remove references to a two-phase award and the design phase from the award language and adding a single-phase Construction funding award.
• Assessment of the existing roofing materials and structure.
• Construction phase funding totaling $191,397 with a state match of $70,817 (37%) and a local match of $120,580 (63%) to the award language.

H. Recertifications of SSTBs*

Council approval to adopt the Resolution, Notification, Certification, and Reconciliation of unexpended bond proceeds as follows:
• SSTB19SD 0004 – Decertifying the net amount of ($18,870,429.68) to be used for other the PSCOC projects.
• SSTB25SD 0001 – Decertifying the net amount of ($4,415,213.38) to be used for other the PSCOC projects.
• SSTB26SB 0001 – Certifying the net amount of $424,817.00 to be used for other the PSCOC projects.

I. Expiring FMP and Combination Policy*

Council approval for PSFA Planning Staff to allow single-campus combination districts constructing replacement schools to extend their existing Facilities Master Plans (FMP) through a simplified update process upon expiration of the existing FMPs, subject to eligibility criteria.

MOTION: The Chair called for a vote on the Consent Agenda, Ms. Padilla moved to approve the items, and Ms. Groginsky seconded the motion. With no opposition, the motion passed.	**APPROVED**

V. Awards Cycle

A. Pre-applications Received

Staff presented an update regarding pre-applications received during the current award cycle and identified a correction to the executive summary concerning additional application information that would be presented at a subsequent Council meeting. Staff reported receiving applications from multiple districts and explained that the current cycle had initially been limited primarily to Category One life-safety and health requests, with demolition eligibility subsequently added. No pre-kindergarten facilities applications had been received.

The Council discussed eligibility determinations, pending documentation, and the impact of systems improvements on facility rankings. Members raised concerns regarding whether addressing individual building systems could unintentionally lower a school's ranking and delay future replacement eligibility. Staff agreed that this issue warranted additional analysis and indicated that historical information could be reviewed to identify possible trends. Staff also reported that PSFA was considering whether organizational growth and increased field staffing might allow the standard award cycle to reopen in January. This item was informational, and no action was taken.

B. Community Benefit Fund Update

Staff reported that the Community Benefit Fund application period had closed with 42 applications received. Approximately 55 percent were submitted by public schools, while state-chartered and district-authorized charter schools each represented approximately 22.5 percent of applications. For the first cycle, PSFA recommended Phase One technical-assistance awards for four district applications at approximately $7,100 each, for a total recommendation of $28,400. Four charter-school applications remained pending legal review.

The Council discussed the purpose of the program and requested clarification regarding electric-vehicle infrastructure, charging stations, solar arrays, and electric buses. Staff explained that technical assistance would evaluate electrical infrastructure, charging capacity, transportation routes, vehicle suitability, and potential solar installations before projects proceeded into design and construction. Staff also discussed legal concerns affecting charter-school projects located on privately owned property, including compliance considerations related to state capital investment and removable assets. No action was taken.

C. Planning and Assessment Awards Update

Staff presented an update on the 14 FY26 Phase One planning and assessment awards for Standards-based projects. The planning process had been structured around 15 tasks designed to identify risks, clarify scope, determine project readiness, and identify possible cost-reduction opportunities before projects entered the design phase. Kickoff meetings had been completed with participating districts, and PSFA was establishing recurring project-management meetings to maintain schedules and address issues early.

Early priorities included reviewing district financial and staffing capacity, confirming utility availability and clear title to project sites, completing boundary and topographic surveys, conducting building assessments where necessary, and developing educational specifications. Additional project-specific analysis could include geotechnical, flood-hazard, wildfire-hazard, environmental, school-security, transportation, and preliminary construction-phasing reviews. Staff stated that the intent was to provide the Council with thoroughly vetted recommendations regarding whether individual projects were prepared to move into design.

The Council discussed opportunities to standardize designs, coordinate projects geographically, improve efficiencies, and reduce costs. Staff explained that the level of analysis would be tailored to individual projects and that projects demonstrating readiness could be accelerated. Members also discussed the need to support smaller districts that might lack dedicated project-management resources. Staff reported that district feedback had generally been positive and emphasized that increased PSFA involvement during the planning stage was intended to identify problems earlier and prevent delays during design and construction.

VI. Out-of-Cycle Awards

A. P22-002 Combined School (Mosquero) - Additional Funding Request*

Staff presented a request for additional construction funding for the Mosquero Combined School project. The project had originally contemplated renovation of the school's 1935 building; however, demolition activities revealed significant structural deficiencies involving roof trusses, floor joists, and building systems. Following further inspection, the Construction Industries Division determined that the building could not safely be renovated and closed it to occupancy. The revised project therefore proposed replacement of approximately 17,250 square feet of facility space.

Staff explained that the project estimate incorporated contingency because the replacement design was only approximately 50 to 60 percent complete. Existing project contingency and contractor credits totaling approximately $2.5 million were proposed to be applied toward the replacement work. Staff also reported that previously purchased materials and fixtures would be repurposed where possible to reduce additional expenditures.

Council members discussed concerns regarding the original assessment of the 1935 building, the cost originally attributed to renovation, the design professional's evaluation, and the significant additional cost now required for replacement. Members emphasized the importance of lessons learned, stronger due diligence, cost controls, and more comprehensive building investigations during future planning efforts. The Council also discussed broader issues affecting small and rural districts, including enrollment, facility needs, constitutional obligations, long-term planning, and prudent use of state resources.

The Awards Subcommittee recommended amending the existing Standards-based award to provide additional construction funding and apply the remaining project contingency and credits, resulting in a revised state match of approximately $19.4 million. Following discussion, the Council voted to approve the subcommittee recommendation. Staff committed to continue working with the design professional and contractor to identify additional opportunities to recover or reduce costs.

MOTION: The Chair called for a vote for Council approval to amend the current 2021-2022 Standards-based award language to Mosquero Municipal Schools (MMS) for the Combined School (P22-022) to include: • Additional construction funding totaling $21,988,800 with a local match reduction (waiver) totaling $20,669,472 for a state match of $21,988,800 (100%) and a local match of $0 (0%) for the replacement of the Original 1935 building (Building One). • Utilization of the projects remaining contingency and project credit totaling $2,511,324.95 for a revised state match of $19,477,475.05. There being no opposition, the motion passed.	**APPROVED**

VII. Informational

A. Office of Broadband Access & Expansion Update

The Council received an update from the New Mexico Office of Broadband Access and Expansion regarding programs and responsibilities transferred from PSFA, including broadband infrastructure and the Statewide Education Network. The presentation reviewed E-Rate support, the Broadband Deficiency Correction Program, statewide education-network services, student connectivity initiatives, cybersecurity support, and broadband infrastructure serving New Mexico schools.

Staff reported that nearly all New Mexico schools had access to fiber connectivity and that work on the remaining school was anticipated for completion during the first quarter of 2027. The Statewide Education Network was reported to serve more than 120,000 students and 271 schools and provided network connectivity, cybersecurity services, technical assistance, training, and operational support.

The Council also discussed potential federal changes affecting the E-Rate program. Broadband officials identified the issue as a significant funding risk and estimated that approximately $30 million to $45 million annually could be affected statewide if federal E-Rate support were eliminated. Officials stated that the agency was monitoring federal proceedings, participating in national advocacy efforts, and preparing comments regarding the matter.

B. Bond Reconciliation Update

Staff reported continued progress on the bond reconciliation effort. Hinkle and Landers had reviewed expenditure and revenue information and submitted additional questions for PSFA staff. The agency anticipated conducting additional reconciliation meetings following completion of immediate audit activities, with the goal of providing the Council with a comprehensive report regarding individual bonds by January.

Staff also reported that an agreement with RTS was being routed for Phase Two development of the agency's bond dashboard and database. The system was intended to improve internal tracking and reporting, including information from SHARE and Trimble, and assist with generation of recertifications and related reports.

C. Adequacy Planning Guide Update

Staff provided an update on revisions to the Adequacy Planning Guide. The work had been divided into phases after the original consolidated scope proved challenging. Phase One focused on establishing baseline information and conducting a national review of relevant practices. Subsequent work was expected to address redesign of the guide for usability, updates to the gross-square-foot calculator, development of training materials, stakeholder engagement, and analysis of space-related cost drivers.

Council members discussed the relationship between the Adequacy Planning Guide, facility size, project costs, state and local match calculations, historic facilities, charter-school variances, and long-term operating costs. Members emphasized the importance of value analysis and design standards that supported high-quality educational facilities while avoiding unnecessary construction and operating costs. Staff indicated that PSFA was considering greater standardization and the development of stronger internal design expertise to support consistent project review statewide.

D. Project Status Report

Staff reported that PSFA was managing approximately 175 active projects representing approximately $1.83 billion in capital outlay investments statewide. The portfolio included Standards-based and Systems-based projects in planning, design, construction, and closeout phases. Staff also identified projects that had been placed on hold, rescinded, delayed because of district readiness, or affected by land, lease, financial-capacity, staffing, or scheduling issues.

The Council discussed the need to better understand causes of project delays and improve coordination with districts that lacked sufficient project-management capacity. Staff identified district capacity, competing projects, financial readiness, changes in award scope, project readiness, and leadership turnover as recurring factors affecting project progress. PSFA reported that its field team had expanded to 15 regional project managers, improving the agency's ability to support districts and monitor projects.

Council members also expressed concern regarding the growing project portfolio and the possibility of future clusters of construction activity. Staff discussed development of a more consistent bid-letting schedule to better stagger construction awards by project readiness and region, improve financial forecasting, and reduce the risk of multiple projects reaching construction simultaneously.

E. Public School Capital Outlay Oversight Taskforce Update

Staff provided an update from the September 17, 2026 Public School Capital Outlay Oversight Task Force meeting. PSFA had presented an organizational update addressing projects, budget requests, supplemental funding, bond reconciliation, the Zuni lawsuit, and the Adequacy Planning Guide. A project-management panel had also been conducted to discuss construction costs, lessons learned, project challenges, and opportunities for improved outcomes. Staff reported receiving positive feedback regarding the panel format and the opportunity for legislators to hear directly from field staff.

Staff advised that the next Task Force meeting would include an update focused on field operations, a high-level Zuni update, and continued work concerning the state and local match. PSFA indicated that an additional update would be provided to the Council following that meeting.

VIII. Next PSCOC Meeting – November 18, 2026

The next PSCOC meeting was scheduled for November 18, 2026. Council members noted that staff would continue providing updates and follow-up information between meetings as needed.

IX. Adjourn

There being no further business, the meeting was adjourned at 12:22 p.m.

_____ Chair

_____ Date

**Please Note: Italic motions indicate amendments.*

I. FY27 Lease Assistance Awards

II. Presenter(s): Marcos Trujillo, Executive Director
Larry Tillotson, Deputy Director of Operations, Outreach and Quality Assurance

III. Potential Motion:

Council approval to:

1. Adjust the MEM Rate per the 2025 Consumer Price Index (CPI) for the United States, all items, at 2.7% (not to exceed amount);
2. Adjust the PSCOC Rate per MEM, to calculate the lease assistance awards, to $861.91, an increase of 2.7% from FY26; and
3. Approve lease assistance awards, referencing the accompanying spreadsheet entitled "FY27 Lease Assistance Program Detail Summary," to 111 charter, district, and constitutional school applicants, in the amount of $24,858,299.
    - This award scenario represents an increase to the PSCOC Rate per MEM, as referenced in item 2 above.

Upon acceptance of the award by the applicant charter school or school district, Council authorizes PSFA staff to distribute the award amounts quarterly, on a reimbursement basis, upon receiving proof of the actual lease payments. Council authorizes PSFA staff to make adjustment to award amounts subject to PED and/or PEC written certification to PSFA that a condition exists that warrants an award adjustment or suspension due to a school closure, charter revocation, financial violation or irregularities, adjustments to certified attendance numbers (MEM counts), and/or a lease termination or amendment. Reimbursements are contingent on the submittal of an E-Occupancy certificate, current facility master plan, audit report, charter school contract, conflict of interest questionnaire, invoices, and other statutory requirements, as set forth in the application.

IV. Executive Summary:

Staff Recommendation:

1. Adjust the maximum allowable MEM Rate by 2.7%, reflecting the increase in the all-items Consumer Price Index (CPI) for the 12-month period ending December 2025, as required by statute;
2. Adjust the PSCOC Rate per MEM to be used in calculating FY27 lease assistance awards; and

3. Approve the lease assistance awards (using the PSCOC Rate per MEM amount) for the charter, district, and constitutional schools that have completed the application process, allowing PSFA to calculate the potential lease assistance award amount.

Key Points:

- The lease assistance application was open July 1 through August 14, 2026.
- PSFA received 111 lease assistance applications.
- Upon review of the applications, PSFA staff communicated with the schools to correct and complete applications as needed.
- Two new charter schools submitted applications:
  - Inspira STEAM Academy (state chartered)
  - Collins Lake Outdoor School (state chartered)
- Two charter schools closed and did not apply:
  - Equip Academy (state chartered)
  - Voz Collegiate Preparatory Charter School (state chartered)

Lease Assistance Formulas:

The lease assistance award amount for every applicant is determined by selecting the lesser of two calculated values (per NMSA 1978, Section 22-24-4(I)(1)):

- **Based on MEM** (prior year's 80/120 day average) multiplied by the rate per MEM.
  (Average 80/120 day enrollment) x (MEM rate) = Potential Award

OR

- **Based on Lease**.
  Annual Lease Amount Paid by School = Potential Award

Exhibit(s):

A – MEM Rate + CPI & PSCOC Rate per MEM
B – FY27 Lease Assistance Program Detail Summary
C – FY27 Potential Lease Assistance Scenarios – Summary
D – FY27 Lease Assistance Awards – Potential Scenarios
E – FY26-FY27 MEM and Lease Amount Comparison

Exhibit A - Lease Assistance MEM Rate with Annual CPI Increase

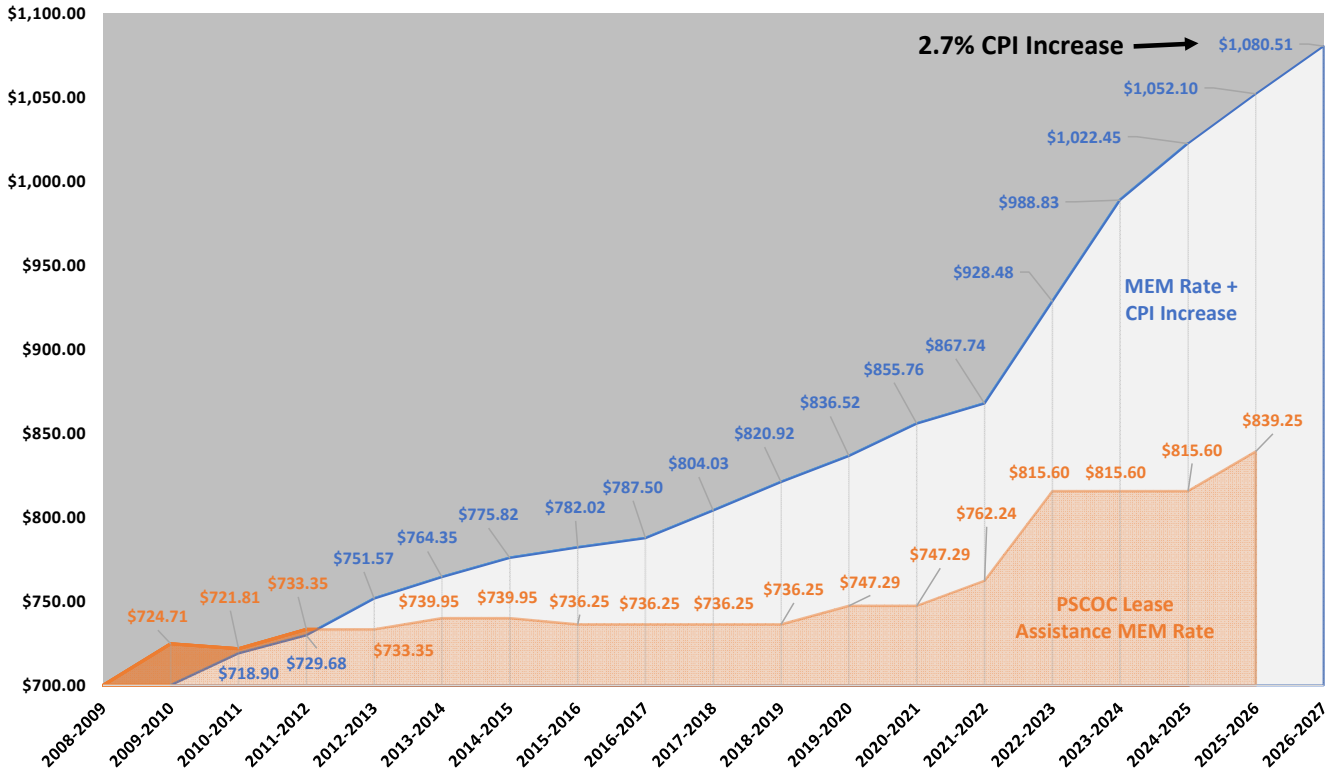

Fiscal Year	Year	Annual CPI % Change Jan-Dec	MEM Rate + CPI Increase (Maximum Allowable PSCOC Rate per MEM)	PSCOC Rate per MEM (per award cycle spreadsheets)	Percent Change
FY09	2008-2009			$700.00	
FY10	2009-2010	0.1%	$700.00	$724.71	3.53%
FY11	2010-2011	2.7%	$718.90	$721.81	-0.40%
FY12	2011-2012	1.5%	$729.68	$733.35	1.60%
FY13	2012-2013	3.0%	$751.57	$733.35	0.00%
FY14	2013-2014	1.7%	$764.35	$739.95	0.90%
FY15	2014-2015	1.5%	$775.82	$739.95	0.00%
FY16	2015-2016	0.8%	$782.02	$736.25	-0.50%
FY17	2016-2017	0.7%	$787.50	$736.25	0.00%
FY18	2017-2018	2.1%	$804.03	$736.25	0.00%
FY19	2018-2019	2.1%	$820.92	$736.25	0.00%
FY20	2019-2020	1.9%	$836.52	$747.29	1.50%
FY21	2020-2021	2.3%	$855.76	$747.29	0.00%
FY22	2021-2022	1.4%	$867.74	$762.24	2.00%
FY23	2022-2023	7.0%	$928.48	$815.60	7.00%
FY24	2023-2024	6.5%	$988.83	$815.60	0.00%
FY25	2024-2025	3.4%	$1,022.45	$815.60	0.00%
FY26	2025-2026	2.9%	$1,052.10	$839.25	2.90%
FY27	2026-2027	2.7%	$1,080.51		

Exhibit B - FY27 Lease Assistance Program Detail Summary - November 2026

MEM Rate: $861.91 per MEM

Exhibit B

				LEASE	MEM		FY27 LEASE ASSISTANCE AWARD AMOUNT	
	A	B	C	D	E	F	G	H
	District	State / District	School	Annual Lease Amount	2025-26 MEM	Lease Assistance Calculation Based on MEM ($861.91 per MEM)	Lease Assistance Amount (Lesser of Calc. Based on MEM or Lease) (D or F)	Basis of Lease Assistance (MEM or Lease)
1	Alamogordo	S	Sacramento School of Engineering and Science	$ 180,000.00	34.50	$ 29,736	$ 29,736	MEM
2	ABQ	D	ABQ Charter Academy	$ 387,060.24	376.50	$ 324,509	$ 324,509	MEM
3	ABQ	D	ACE Leadership High School	$ 300,000.00	280.50	$ 241,766	$ 241,766	MEM
4	ABQ	S	ACES Technical Charter School - Montgomery*	$ 223,680.00	65.50	$ 56,455	$ 56,455	MEM
5	ABQ	S	ACES Technical Charter School - Lomas*	$ 167,972.40	100.00	$ 86,191	$ 86,191	MEM
6	ABQ	S	Albuquerque Aviation Academy	$ 739,270.56	310.50	$ 267,623	$ 267,623	MEM
7	ABQ	S	Albuquerque Bilingual Academy**	$ 585,928.56	291.50	$ 251,247	$ 251,247	MEM
8	ABQ	S	Albuquerque Collegiate Charter School**	$ 270,000.00	245.00	$ 211,168	$ 211,168	MEM
9	ABQ	D	Albuquerque Institute for Math & Science	$ 554,788.32	319.50	$ 275,380	$ 275,380	MEM
10	ABQ	S	Albuquerque School of Excellence - Main*,**	$ 685,127.00	572.50	$ 493,443	$ 493,443	MEM
11	ABQ	S	Albuquerque School of Excellence - ES*,**	$ 1,029,516.00	474.00	$ 408,545	$ 408,545	MEM
12	ABQ	S	Albuquerque School of Excellence - West (NEW FACILITY)*	$ 1,386,536.00	347.00	$ 299,083	$ 299,083	MEM
13	ABQ	D	Albuquerque Talent Development Academy	$ 310,848.00	151.50	$ 130,579	$ 130,579	MEM
14	ABQ	D	Alice King Community School	$ 510,100.00	344.50	$ 296,928	$ 296,928	MEM
15	ABQ	S	Altura Preparatory School	$ 439,774.32	268.00	$ 230,992	$ 230,992	MEM
16	ABQ	S	Amy Biehl High School	$ 220,841.16	184.00	$ 158,591	$ 158,591	MEM
17	ABQ	S	Cesar Chavez Community School	$ 228,927.96	179.00	$ 154,282	$ 154,282	MEM
18	ABQ	D	Christine Duncan's Heritage Academy	$ 575,568.48	530.00	$ 456,812	$ 456,812	MEM
19	ABQ	D	Cien Aguas International School	$ 623,528.04	420.50	$ 362,433	$ 362,433	MEM
20	ABQ	D	Coral Community Charter School	$ 41,714.01	192.50	$ 165,918	$ 41,714	LEASE
21	ABQ	D	Corrales International School	$ 432,000.00	210.50	$ 181,432	$ 181,432	MEM
22	ABQ	S	Cottonwood Classical Preparatory School	$ 1,550,000.04	907.50	$ 782,183	$ 782,183	MEM
23	ABQ	D	Digital Arts and Technology Academy	PSCOC	305.50	$ 263,314	$ 263,314	MEM
24	ABQ	D	East Mountain High School	$ 885,666.70	436.00	$ 375,793	$ 375,793	MEM
25	ABQ	D	El Camino Real Academy	$ 702,649.08	329.00	$ 283,568	$ 283,568	MEM
26	ABQ	S	Explore Academy - Gulton*	$ 1,700,961.57	974.00	$ 839,500	$ 839,500	MEM
27	ABQ	S	Explore Academy - Masthead*	$ 998,977.50	412.50	$ 355,538	$ 355,538	MEM
28	ABQ	D	Gilbert L. Sena Charter HS	$ 178,500.00	172.50	$ 148,679	$ 148,679	MEM
29	ABQ	D	Gordon Bernell Charter School	$ 201,063.60	188.00	$ 162,039	$ 162,039	MEM
30	ABQ	D	Health Leadership High School	$ 458,659.80	246.50	$ 212,461	$ 212,461	MEM
31	ABQ	S	Horizon Academy West**	$ 475,466.70	502.50	$ 433,110	$ 433,110	MEM
32	ABQ	D	Los Puentes Charter School (Archer Academy of Accelerated Learning)	$ 156,387.60	148.50	$ 127,994	$ 127,994	MEM
33	ABQ	D	Mark Armijo Academy	$ 114,142.80	222.50	$ 191,775	$ 114,143	LEASE
34	ABQ	S	Mission Achievement and Success 1.0 - Yale*	$ 1,109,244.02	983.50	$ 847,688	$ 847,688	MEM
35	ABQ	S	Mission Achievement and Success 2.0 - Old Coors Road*	$ 1,793,070.06	833.00	$ 717,971	$ 717,971	MEM
36	ABQ	D	Montessori of the Rio Grande	PSCOC	215.50	$ 185,742	$ 185,742	MEM
37	ABQ	D	Mountain Mahogany Community School	$ 105,996.00	218.50	$ 188,327	$ 105,996	LEASE
38	ABQ	D	Native American Community Academy 1000 Indian School*	$ 419,192.52	284.00	$ 244,782	$ 244,782	MEM
39	ABQ	D	Native American Community Academy 1100 Indian School*	$ 69,788.40				
40	ABQ	D	Native American Community Academy CNM*	$ 171,561.00	162.50	$ 140,060	$ 140,060	MEM
41	ABQ	S	New Mexico Academy for the Media Arts - CTE Bldg	$ 92,796.55	118.00	$ 101,705	$ 92,797	LEASE
42	ABQ	D	New Mexico International School	$ 494,058.84	429.50	$ 370,190	$ 370,190	MEM
43	ABQ	S	Northpoint Charter School	$ 431,676.36	142.00	$ 122,391	$ 122,391	MEM
44	ABQ	S	North Valley Academy	$ 413,689.92	272.50	$ 234,870	$ 234,870	MEM
45	ABQ	D	Public Academy for Performing Arts	PSCOC	429.00	$ 369,759	$ 369,759	MEM
46	ABQ	S	Renaissance Academy Charter School	$ 151,800.00	139.50	$ 120,236	$ 120,236	MEM
47	ABQ	S	Rio Grande Academy of Fine Arts	$ 265,832.64	211.50	$ 182,294	$ 182,294	MEM
48	ABQ	D	Robert F. Kennedy Charter HS*	PSCOC	234.00	$ 201,687	$ 201,687	MEM
49	ABQ	D	Robert F. Kennedy Charter MS*	PSCOC	62.00	$ 53,438	$ 53,438	MEM
50	ABQ	D	Siembra Leadership HS - 524 Central*	$ 147,633.48	598.50	$ 515,853	$ 501,552	LEASE
51	ABQ	D	Siembra Leadership HS - 606 and 610 Central*	$ 353,918.64				
52	ABQ	S	Solare Collegiate Charter School	$ 1,116,000.00	441.50	$ 380,533	$ 380,533	MEM
53	ABQ	D	South Valley Academy	PSCOC	603.50	$ 520,163	$ 520,163	MEM
54	ABQ	D	Technology Leadership High School	$ 846,600.00	292.50	$ 252,109	$ 252,109	MEM
55	ABQ	S	The Albuquerque Sign Language Academy (NEW FACILITY)**	$ 327,557.16	160.50	$ 138,337	$ 138,337	MEM
56	ABQ	S	The GREAT Academy (Pathways Early Career Academy)	$ 138,309.84	53.00	$ 45,681	$ 45,681	MEM
57	ABQ	D	The International School at Mesa del Sol**	$ 583,379.04	258.50	$ 222,804	$ 222,804	MEM
58	ABQ	S	The Montessori Academy - Montano*	$ 741,036.00	488.00	$ 420,612	$ 420,612	MEM
59	ABQ	S	The Montessori Academy - El Pueblo*	$ 477,030.84				
60	ABQ	D	The New America School - NM	$ 98,999.12	120.00	$ 103,429	$ 98,999	LEASE
61	ABQ	S	Tierra Adentro of New Mexico	$ 593,590.80	230.50	$ 198,670	$ 198,670	MEM
62	ABQ	S	21st Century Public Academy	$ 777,083.35	364.50	$ 314,166	$ 314,166	MEM

Exhibit B - FY27 Lease Assistance Program Detail Summary - November 2026
MEM Rate: $861.91 per MEM

				LEASE	MEM		FY27 LEASE ASSISTANCE AWARD AMOUNT	
	A	B	C	D	E	F	G	H
	District	State / District	School	Annual Lease Amount	2025-26 MEM	Lease Assistance Calculation Based on MEM ($861.91 per MEM)	Lease Assistance Amount (Lesser of Calc. Based on MEM or Lease) (D or F)	Basis of Lease Assistance (MEM or Lease)
63	Aztec	D	Mosaic Academy Charter School	$ 212,400.00	180.00	$ 155,144	$ 155,144	MEM
64	Carlsbad	D	Jefferson Montessori Academy	PSCOC	225.50	$ 194,361	$ 194,361	MEM
65	Central	S	Dream Dine Charter School	$ 26,122.20	19.50	$ 16,807	$ 16,807	MEM
66	Cimarron	S	Moreno Valley Preparatory	$ 86,400.00	56.50	$ 48,698	$ 48,698	MEM
67	Deming	D	Deming Cesar Chavez Charter High School	PSCOC	167.50	$ 144,370	$ 144,370	MEM
68	Espanola	S	McCurdy Charter School	$ 699,600.00	556.50	$ 479,653	$ 479,653	MEM
69	Gallup	S	Dził Ditł'ooí School of Empowerment, Action, and Perseverance	$ 56,243.52	63.00	$ 54,300	$ 54,300	MEM
70	Gallup	S	Hozho Academy - Park	$ 1,625,786.00	826.00	$ 711,938	$ 711,938	MEM
71	Gallup	S	Middle College High School	$ 396,297.60	154.00	$ 132,734	$ 132,734	MEM
72	Gallup	S	Six Directions Indigenous School (Indigenous Academy)***		45.00	$ 38,786		
73	Jemez V.	S	San Diego Riverside Charter School	PSCOC	38.00	$ 32,753	$ 32,753	MEM
74	Jemez V.	S	Walatowa High Charter School	PSCOC	29.00	$ 24,995	$ 24,995	MEM
75	Las Cruces	S	Alma d'Arte Charter High School	PSCOC	88.50	$ 76,279	$ 76,279	MEM
76	Las Cruces	S	Explore Academy - Las Cruces	$ 1,142,154.40	418.00	$ 360,278	$ 360,278	MEM
77	Las Cruces	S	Inspira STEAM Academy (NEW CHARTER)***		55.00	$ 47,405		
78	Las Cruces	S	J. Paul Taylor Academy	PSCOC	200.00	$ 172,382	$ 172,382	MEM
79	Las Cruces	S	La Academia Dolores Huerta (NEW FACILITY)	$ 119,680.00	90.00	$ 77,572	$ 77,572	MEM
80	Las Cruces	S	Raices del Saber Xinachtli Community School	$ 147,569.49	110.00	$ 94,810	$ 94,810	MEM
81	Las Cruces	S	Las Montanas Charter HS (Sendero School of Academics and Career Preparation)	$ 307,836.00	211.00	$ 181,863	$ 181,863	MEM
82	Las Cruces	S	The New America School - Las Cruces	$ 297,074.52	207.00	$ 178,415	$ 178,415	MEM
83	Los Lunas	S	School of Dreams Academy	$ 850,706.40	436.00	$ 375,793	$ 375,793	MEM
84	Mora	S	Collins Lake Outdoor School (NEW CHARTER)	PSCOC	29.00	$ 24,995	$ 24,995	MEM
85	Moriarty	S	Estancia Valley Classical Academy	$ 915,762.60	523.00	$ 450,779	$ 450,779	MEM
86	Questa	S	Red River Valley Charter School	PSCOC	71.50	$ 61,627	$ 61,627	MEM
87	Rio Rancho	S	Explore Academy - Rio Rancho	$ 1,289,559.72	465.50	$ 401,219	$ 401,219	MEM
88	Rio Rancho	S	Sandoval Academy of Bilingual Education	$ 734,052.96	225.00	$ 193,930	$ 193,930	MEM
89	Rio Rancho	S	The ASK Academy - Main*	$ 551,351.52	457.50	$ 394,324	$ 394,324	MEM
90	Rio Rancho	S	The ASK Academy - 6th Grade Academy*	$ 109,958.64	102.00	$ 87,915	$ 87,915	MEM
91	Roswell		Early College High School	PSCOC	158.00	$ 136,182	$ 136,182	MEM
92	Roswell		New Mexico Military Institute - Intermediate Preparatory Academy	$ 536,700.00	110.00	$ 94,810	$ 94,810	MEM
93	Roswell	D	Sidney Gutierrez Middle School*	$ 46,206.48	65.00	$ 56,024	$ 46,206	LEASE
94	Roswell	D	Sidney Gutierrez - Elementary Component*	$ 123,000.00	131.00	$ 112,910	$ 112,910	MEM
95	Santa Fe	S	Monte del Sol Charter School	$ 253,752.00	341.50	$ 294,342	$ 253,752	LEASE
96	Santa Fe	S	New Mexico School for the Arts	$ 610,214.13	333.50	$ 287,447	$ 287,447	MEM
97	Santa Fe	S	Sun Mountain Community School	$ 197,760.00	117.50	$ 101,274	$ 101,274	MEM
98	Santa Fe	D	The Academy for Technology & the Classics**	$ 253,841.04	399.00	$ 343,902	$ 253,841	LEASE
99	Santa Fe	S	The MASTERS Program	$ 160,908.00	259.00	$ 223,235	$ 160,908	LEASE
100	Santa Fe	S	THRIVE Community School	$ 490,000.08	314.00	$ 270,640	$ 270,640	MEM
101	Santa Fe	S	Tierra Encantada Charter School	$ 357,997.56	230.50	$ 198,670	$ 198,670	MEM
102	Santa Fe	S	Turquoise Trail Charter School	PSCOC	553.50	$ 477,067	$ 477,067	MEM
103	Silver	S	Aldo Leopold Charter School (NEW FACILITY)	$ 156,843.84	182.50	$ 157,299	$ 156,844	LEASE
104	Socorro	D	Cottonwood Valley Charter School	$ 121,275.12	170.00	$ 146,525	$ 121,275	LEASE
105	Taos	S	Anansi Charter School**	$ 192,291.00	198.00	$ 170,658	$ 170,658	MEM
106	Taos	S	Taos Academy Charter School	$ 180,535.92	199.50	$ 171,951	$ 171,951	MEM
107	Taos	S	Taos Integrated School of the Arts**	$ 167,823.20	197.50	$ 170,227	$ 167,823	LEASE
108	Taos	S	Taos International School	$ 363,564.00	162.50	$ 140,060	$ 140,060	MEM
109	Taos	D	Taos Municipal Charter School	$ 160,000.00	215.00	$ 185,311	$ 160,000	LEASE
110	Taos	S	Vista Grande High School**	PSCOC	59.50	$ 51,284	$ 51,284	MEM
111	W. Las Vegas	D	Rio Gallinas School of Ecology and the Arts	$ 56,000.00	90.00	$ 77,572	$ 56,000	LEASE
						Total FY27 Lease Assistance Award Amount	**$24,858,299**	

Notes:

* If a charter has two sites used by all students, then the charter may use the entire 80/120 MEM count for both sites, but in no case shall the lease assistance to any school exceed the calculated per MEM amount for the school.
If a charter has two sites that are utilized by separate groups of students, the 80/120 MEM count will be divided, according to usage, between the two sites.

** School has completed application and an award can be calculated, but additional information is needed before an award can be made.

*** School has not submitted all required documents or information, and is not ready for an award.

Exhibit C - FY27 Potential Lease Assistance Scenarios - Summary

	% Change	PSCOC Rate per MEM	Potential Lease Assistance Award Amount	# of Awards Based on MEM	# of Awards Based on Lease	Average % Lease Covered by Award	Average Award $ per Student
No Change	0.00%	**$839.25**	**$24,260,317**	93	13	61%	$816.09
2025 CPI Increase	2.70%	**$861.91**	**$24,858,299**	91	15	63%	$835.83
	7.24%	**$900.00**	**$25,853,344**	90	16	65%	$868.47
	13.20%	**$950.00**	**$27,144,621**	87	19	67%	$910.35
	19.15%	**$1,000.00**	**$28,400,887**	86	20	70%	$951.12
	25.11%	**$1,050.00**	**$29,642,073**	84	22	72%	$991.33
Not to Exceed	28.75%	**$1,080.51**	**$30,375,840**	79	27	73%	$1,014.79

Exhibit D

Exhibit D - FY27 Potential Lease Assistance Award Amounts - Potential MEM Rate Increase Scenarios

	District		School	LEASE	MEM	$839.25 (0% change)				$861.91 (2.70% increase) Aligns with Annul CPI +				$900.00 (7.24% increase)				$950.00 (13.20% increase)				$1,000.00 (19.15% increase)				$1,050.00 (25.11% increase)				$1,080.51 (28.75% increase) Maximum Allowable			
						Potential Award Amount	Basis of Award MEM or Lease	Percent of Lease Covered by Lease Assistance	Award $ per Student	Potential Award Amount	Basis of Award MEM or Lease	Percent of Lease Covered by Lease Assistance	Award $ per Student	Potential Award Amount	Basis of Award MEM or Lease	Percent of Lease Covered by Lease Assistance	Award $ per Student	Potential Award Amount	Basis of Award MEM or Lease	Percent of Lease Covered by Lease Assistance	Award $ per Student	Potential Award Amount	Basis of Award MEM or Lease	Percent of Lease Covered by Lease Assistance	Award $ per Student	Potential Award Amount	Basis of Award MEM or Lease	Percent of Lease Covered by Lease Assistance	Award $ per Student	Potential Award Amount	Basis of Award MEM or Lease	Percent of Lease Covered by Lease Assistance	Award $ per Student
1	Alamogordo	S	Sacramento School of Engineering and Science	$ 180,000.00	34.50	$ 28,954	MEM	16%	$ 839.25	$ 29,736	MEM	17%	$ 861.91	$ 31,050	MEM	17%	$ 900.00	$ 32,775	MEM	18%	$ 950.00	$ 34,500	MEM	20%	$ 1,050.00	$ 36,225	MEM	20%	$ 1,050.00	$ 37,278	MEM	21%	$ 1,080.51
2	ABQ	D	ABQ Charter Academy	$ 387,060.24	376.50	$ 315,978	MEM	82%	$ 839.25	$ 324,509	MEM	84%	$ 861.91	$ 338,850	MEM	88%	$ 900.00	$ 357,675	MEM	92%	$ 950.00	$ 376,500	MEM	97%	$ 1,000.00	$ 387,060	LEASE	100%	$ 1,028.05	$ 387,060	LEASE	100%	$ 1,028.05
3	ABQ	D	ACE Leadership High School	$ 300,000.00	280.50	$ 235,410	MEM	78%	$ 839.25	$ 241,766	MEM	81%	$ 861.91	$ 252,450	MEM	84%	$ 900.00	$ 266,475	MEM	89%	$ 950.00	$ 280,500	MEM	94%	$ 1,000.00	$ 294,525	MEM	98%	$ 1,050.00	$ 300,000	LEASE	100%	$ 1,069.52
4	ABQ	S	ACES Technical Charter School - Montgomery*	$ 223,680.00	65.50	$ 54,971	MEM	25%	$ 839.25	$ 56,455	MEM	25%	$ 861.91	$ 58,950	MEM	26%	$ 900.00	$ 62,225	MEM	28%	$ 950.00	$ 65,500	MEM	29%	$ 1,000.00	$ 68,775	MEM	31%	$ 1,050.00	$ 70,773	MEM	32%	$ 1,080.51
5	ABQ	S	ACES Technical Charter School - Lomas*	$ 167,972.40	100.00	$ 83,925	MEM	50%	$ 839.25	$ 86,191	MEM	51%	$ 861.91	$ 90,000	MEM	54%	$ 900.00	$ 95,000	MEM	57%	$ 950.00	$ 100,000	MEM	60%	$ 1,000.00	$ 105,000	MEM	63%	$ 1,050.00	$ 108,051	MEM	64%	$ 1,080.51
6	ABQ	S	Albuquerque Aviation Academy	$ 739,270.56	310.50	$ 260,587	MEM	35%	$ 839.25	$ 267,623	MEM	36%	$ 861.91	$ 279,450	MEM	38%	$ 900.00	$ 294,975	MEM	40%	$ 950.00	$ 310,500	MEM	42%	$ 1,000.00	$ 326,025	MEM	44%	$ 1,050.00	$ 335,498	MEM	45%	$ 1,080.51
7	ABQ	S	Albuquerque Bilingual Academy**	$ 585,928.56	291.50	$ 244,641	MEM	42%	$ 839.25	$ 251,247	MEM	43%	$ 861.91	$ 262,350	MEM	45%	$ 900.00	$ 276,925	MEM	47%	$ 950.00	$ 291,500	MEM	50%	$ 1,000.00	$ 306,075	MEM	52%	$ 1,050.00	$ 314,969	MEM	54%	$ 1,080.51
8	ABQ	S	Albuquerque Collegiate Charter School**	$ 270,000.00	245.00	$ 205,616	MEM	76%	$ 839.25	$ 211,168	MEM	78%	$ 861.91	$ 220,500	MEM	82%	$ 900.00	$ 232,750	MEM	86%	$ 950.00	$ 245,000	MEM	91%	$ 1,000.00	$ 257,250	MEM	95%	$ 1,050.00	$ 264,725	MEM	98%	$ 1,080.51
9	ABQ	D	Albuquerque Institute for Math & Science	$ 554,788.32	319.50	$ 268,140	MEM	48%	$ 839.25	$ 275,380	MEM	50%	$ 861.91	$ 287,550	MEM	52%	$ 900.00	$ 303,525	MEM	55%	$ 950.00	$ 319,500	MEM	58%	$ 1,000.00	$ 335,475	MEM	60%	$ 1,050.00	$ 345,223	MEM	62%	$ 1,080.51
10	ABQ	S	Albuquerque School of Excellence - Main*,**	$ 685,127.00	572.50	$ 480,471	MEM	70%	$ 839.25	$ 493,443	MEM	72%	$ 861.91	$ 515,250	MEM	75%	$ 900.00	$ 543,875	MEM	79%	$ 950.00	$ 572,500	MEM	84%	$ 1,000.00	$ 601,125	MEM	88%	$ 1,050.00	$ 618,592	MEM	90%	$ 1,080.51
11	ABQ	S	Albuquerque School of Excellence - ES*,**	$1,029,516.00	474.00	$ 397,805	MEM	39%	$ 839.25	$ 408,545	MEM	40%	$ 861.91	$ 426,600	MEM	41%	$ 900.00	$ 450,300	MEM	44%	$ 950.00	$ 474,000	MEM	46%	$ 1,000.00	$ 497,700	MEM	48%	$ 1,050.00	$ 512,162	MEM	50%	$ 1,080.51
12	ABQ	S	Albuquerque School of Excellence - West (NEW FACILITY)*	$1,386,536.00	347.00	$ 291,220	MEM	21%	$ 839.25	$ 299,083	MEM	22%	$ 861.91	$ 312,300	MEM	23%	$ 900.00	$ 329,650	MEM	24%	$ 950.00	$ 347,000	MEM	25%	$ 1,000.00	$ 364,350	MEM	26%	$ 1,050.00	$ 374,937	MEM	27%	$ 1,080.51
13	ABQ	D	Albuquerque Talent Development Academy	$ 310,848.00	151.50	$ 127,146	MEM	41%	$ 839.25	$ 130,579	MEM	42%	$ 861.91	$ 136,350	MEM	44%	$ 900.00	$ 143,925	MEM	46%	$ 950.00	$ 151,500	MEM	49%	$ 1,000.00	$ 159,075	MEM	51%	$ 1,050.00	$ 163,697	MEM	53%	$ 1,080.51
14	ABQ	D	Alice King Community School	$ 510,100.00	344.50	$ 289,122	MEM	57%	$ 839.25	$ 296,928	MEM	58%	$ 861.91	$ 310,050	MEM	61%	$ 900.00	$ 327,275	MEM	64%	$ 950.00	$ 344,500	MEM	68%	$ 1,000.00	$ 361,725	MEM	71%	$ 1,050.00	$ 372,236	MEM	73%	$ 1,080.51
15	ABQ	S	Altura Preparatory School	$ 439,774.32	268.00	$ 224,919	MEM	51%	$ 839.25	$ 230,992	MEM	53%	$ 861.91	$ 241,200	MEM	55%	$ 900.00	$ 254,600	MEM	58%	$ 950.00	$ 268,000	MEM	61%	$ 1,000.00	$ 281,400	MEM	64%	$ 1,050.00	$ 289,577	MEM	66%	$ 1,080.51
16	ABQ	S	Amy Biehl High School	$ 220,841.16	184.00	$ 154,422	MEM	70%	$ 839.25	$ 158,591	MEM	72%	$ 861.91	$ 165,600	MEM	75%	$ 900.00	$ 174,800	MEM	79%	$ 950.00	$ 184,000	MEM	83%	$ 1,000.00	$ 193,200	MEM	87%	$ 1,050.00	$ 198,814	MEM	90%	$ 1,080.51
17	ABQ	S	Cesar Chavez Community School	$ 228,927.96	179.00	$ 150,226	MEM	66%	$ 839.25	$ 154,282	MEM	67%	$ 861.91	$ 161,100	MEM	70%	$ 900.00	$ 170,050	MEM	74%	$ 950.00	$ 179,000	MEM	78%	$ 1,000.00	$ 187,950	MEM	82%	$ 1,050.00	$ 193,411	MEM	84%	$ 1,080.51
18	ABQ	D	Christine Duncan's Heritage Academy	$ 575,568.48	530.00	$ 444,803	MEM	77%	$ 839.25	$ 456,812	MEM	79%	$ 861.91	$ 477,000	MEM	83%	$ 900.00	$ 503,500	MEM	87%	$ 950.00	$ 530,000	MEM	92%	$ 1,000.00	$ 556,500	MEM	97%	$ 1,050.00	$ 572,670	MEM	99%	$ 1,080.51
19	ABQ	D	Cien Aguas International School	$ 623,528.04	420.50	$ 352,905	MEM	57%	$ 839.25	$ 362,433	MEM	58%	$ 861.91	$ 378,450	MEM	61%	$ 900.00	$ 399,475	MEM	64%	$ 950.00	$ 420,500	MEM	67%	$ 1,000.00	$ 441,525	MEM	71%	$ 1,050.00	$ 454,354	MEM	73%	$ 1,080.51
20	ABQ	D	Coral Community Charter School	$ 41,714.01	192.50	$ 41,714	LEASE	100%	$ 216.70	$ 41,714	LEASE	100%	$ 216.70	$ 41,714	LEASE	100%	$ 216.70	$ 41,714	LEASE	100%	$ 216.70	$ 41,714	LEASE	100%	$ 216.70	$ 41,714	LEASE	100%	$ 216.70	$ 41,714	LEASE	100%	$ 216.70
21	ABQ	D	Corrales International School	$ 432,000.00	210.50	$ 176,662	MEM	41%	$ 839.25	$ 181,432	MEM	42%	$ 861.91	$ 189,450	MEM	44%	$ 900.00	$ 199,975	MEM	46%	$ 950.00	$ 210,500	MEM	49%	$ 1,000.00	$ 221,025	MEM	51%	$ 1,050.00	$ 227,447	MEM	53%	$ 1,080.51
22	ABQ	S	Cottonwood Classical Preparatory School	$1,550,000.04	907.50	$ 761,619	MEM	49%	$ 839.25	$ 782,183	MEM	50%	$ 861.91	$ 816,750	MEM	53%	$ 900.00	$ 862,125	MEM	56%	$ 950.00	$ 907,500	MEM	59%	$ 1,000.00	$ 952,875	MEM	61%	$ 1,050.00	$ 980,563	MEM	63%	$ 1,080.51
23	ABQ	D	Digital Arts and Technology Academy	PSCOC	305.50	$ 256,391	MEM	PSCOC	$ 839.25	$ 263,314	MEM	PSCOC	$ 861.91	$ 274,950	MEM	PSCOC	$ 900.00	$ 290,225	MEM	PSCOC	$ 950.00	$ 305,500	MEM	PSCOC	$ 1,000.00	$ 320,775	MEM	PSCOC	$ 1,050.00	$ 330,096	MEM	PSCOC	$ 1,080.51
24	ABQ	D	East Mountain High School	$ 885,666.70	436.00	$ 365,913	MEM	41%	$ 839.25	$ 375,793	MEM	42%	$ 861.91	$ 392,400	MEM	44%	$ 900.00	$ 414,200	MEM	47%	$ 950.00	$ 436,000	MEM	49%	$ 1,000.00	$ 457,800	MEM	52%	$ 1,050.00	$ 471,102	MEM	53%	$ 1,080.51
25	ABQ	D	El Camino Real Academy	$ 702,649.08	329.00	$ 276,113	MEM	39%	$ 839.25	$ 283,568	MEM	40%	$ 861.91	$ 296,100	MEM	42%	$ 900.00	$ 312,550	MEM	44%	$ 950.00	$ 329,000	MEM	47%	$ 1,000.00	$ 345,450	MEM	49%	$ 1,050.00	$ 355,488	MEM	51%	$ 1,080.51
26	ABQ	S	Explore Academy - Gulton*	$1,700,961.57	974.00	$ 817,430	MEM	48%	$ 839.25	$ 839,500	MEM	49%	$ 861.91	$ 876,600	MEM	52%	$ 900.00	$ 925,300	MEM	54%	$ 950.00	$ 974,000	MEM	57%	$ 1,000.00	$ 1,022,700	MEM	60%	$ 1,050.00	$ 1,052,417	MEM	62%	$ 1,080.51
27	ABQ	S	Explore Academy - Masthead*	$ 998,977.50	412.50	$ 346,191	MEM	35%	$ 839.25	$ 355,538	MEM	36%	$ 861.91	$ 371,250	MEM	37%	$ 900.00	$ 391,875	MEM	39%	$ 950.00	$ 412,500	MEM	41%	$ 1,000.00	$ 433,125	MEM	43%	$ 1,050.00	$ 445,710	MEM	45%	$ 1,080.51
28	ABQ	D	Gilbert L. Sena Charter HS	$ 178,500.00	172.50	$ 144,771	MEM	81%	$ 839.25	$ 148,679	MEM	83%	$ 861.91	$ 155,250	MEM	87%	$ 900.00	$ 163,875	MEM	92%	$ 950.00	$ 172,500	MEM	97%	$ 1,000.00	$ 178,500	LEASE	100%	$ 1,034.78	$ 178,500	LEASE	100%	$ 1,034.78
29	ABQ	D	Gordon Bernell Charter School	$ 201,063.60	188.00	$ 157,779	MEM	78%	$ 839.25	$ 162,039	MEM	81%	$ 861.91	$ 169,200	MEM	84%	$ 900.00	$ 178,600	MEM	89%	$ 950.00	$ 188,000	MEM	94%	$ 1,000.00	$ 197,400	MEM	98%	$ 1,050.00	$ 201,064	LEASE	100%	$ 1,069.49
30	ABQ	D	Health Leadership High School	$ 458,659.80	246.50	$ 206,875	MEM	45%	$ 839.25	$ 212,461	MEM	46%	$ 861.91	$ 221,850	MEM	48%	$ 900.00	$ 234,175	MEM	51%	$ 950.00	$ 246,500	MEM	54%	$ 1,000.00	$ 258,825	MEM	56%	$ 1,050.00	$ 266,346	MEM	58%	$ 1,080.51
31	ABQ	S	Horizon Academy West**	$ 475,466.70	502.50	$ 421,723	MEM	89%	$ 839.25	$ 433,110	MEM	91%	$ 861.91	$ 452,250	MEM	95%	$ 900.00	$ 475,467	LEASE	100%	$ 946.20	$ 475,467	LEASE	100%	$ 946.20	$ 475,467	LEASE	100%	$ 946.20	$ 475,467	LEASE	100%	$ 946.20
32	ABQ	D	Los Puentes Charter School (Archer Academy of Accelerated Learning)	$ 156,387.60	148.50	$ 124,629	MEM	80%	$ 839.25	$ 127,994	MEM	82%	$ 861.91	$ 133,650	MEM	85%	$ 900.00	$ 141,075	MEM	90%	$ 950.00	$ 148,500	MEM	95%	$ 1,000.00	$ 155,925	MEM	100%	$ 1,050.00	$ 156,388	LEASE	100%	$ 1,053.12
33	ABQ	D	Mark Armijo Academy	$ 114,142.80	222.50	$ 114,143	LEASE	100%	$ 513.00	$ 114,143	LEASE	100%	$ 513.00	$ 114,143	LEASE	100%	$ 513.00	$ 114,143	LEASE	100%	$ 513.00	$ 114,143	LEASE	100%	$ 513.00	$ 114,143	LEASE	100%	$ 513.00	$ 114,143	LEASE	100%	$ 513.00
34	ABQ	S	Mission Achievement and Success 1.0 - Yale*	$1,109,244.02	983.50	$ 825,402	MEM	74%	$ 839.25	$ 847,688	MEM	76%	$ 861.91	$ 885,150	MEM	80%	$ 900.00	$ 934,325	MEM	84%	$ 950.00	$ 983,500	MEM	89%	$ 1,000.00	$ 1,032,675	MEM	93%	$ 1,050.00	$ 1,062,682	MEM	96%	$ 1,080.51
35	ABQ	S	Mission Achievement and Success 2.0 - Old Coors Road*	$1,793,070.06	833.00	$ 699,095	MEM	39%	$ 839.25	$ 717,971	MEM	40%	$ 861.91	$ 749,700	MEM	42%	$ 900.00	$ 791,350	MEM	44%	$ 950.00	$ 833,000	MEM	46%	$ 1,000.00	$ 874,650	MEM	49%	$ 1,050.00	$ 900,065	MEM	50%	$ 1,080.51
36	ABQ	D	Montessori of the Rio Grande	PSCOC	215.50	$ 180,858	MEM	PSCOC	$ 839.25	$ 185,742	MEM	PSCOC	$ 861.91	$ 193,950	MEM	PSCOC	$ 900.00	$ 204,725	MEM	PSCOC	$ 950.00	$ 215,500	MEM	PSCOC	$ 1,000.00	$ 226,275	MEM	PSCOC	$ 1,050.00	$ 232,850	MEM	PSCOC	$ 1,080.51
37	ABQ	D	Mountain Mahogany Community School	$ 105,996.00	218.50	$ 105,996	LEASE	100%	$ 485.11	$ 105,996	LEASE	100%	$ 485.11	$ 105,996	LEASE	100%	$ 485.11	$ 105,996	LEASE	100%	$ 485.11	$ 105,996	LEASE	100%	$ 485.11	$ 105,996	LEASE	100%	$ 485.11	$ 105,996	LEASE	100%	$ 485.11
38	ABQ	D	Native American Community Academy 1000 Indian School*	$ 419,192.52	284.00	$ 238,347	MEM	49%	$ 839.25	$ 244,782	MEM	50%	$ 861.91	$ 255,600	MEM	52%	$ 900.00	$ 269,800	MEM	55%	$ 950.00	$ 284,000	MEM	58%	$ 1,000.00	$ 298,200	MEM	61%	$ 1,050.00	$ 306,865	MEM	63%	$ 1,080.51
39	ABQ	D	Native American Community Academy 1100 Indian School*	$ 69,788.40																													
40	ABQ	D	Native American Community Academy CNM*	$ 171,561.00	162.50	$ 136,378	MEM	79%	$ 839.25	$ 140,060	MEM	82%	$ 861.91	$ 146,250	MEM	85%	$ 900.00	$ 154,375	MEM	90%	$ 950.00	$ 162,500	MEM	95%	$ 1,000.00	$ 170,625	MEM	99%	$ 1,050.00	$ 171,561	LEASE	100%	$ 1,055.76
41	ABQ	S	New Mexico Academy for the Media Arts - CTE Bldg	$ 92,796.55	118.00	$ 92,797	LEASE	100%	$ 786.41	$ 92,797	LEASE	100%	$ 786.41	$ 92,797	LEASE	100%	$ 786.41	$ 92,797	LEASE	100%	$ 786.41	$ 92,797	LEASE	100%	$ 786.41	$ 92,797	LEASE	100%	$ 786.41	$ 92,797	LEASE	100%	$ 786.41
42	ABQ	D	New Mexico International School	$ 494,058.84	429.50	$ 360,458	MEM	73%	$ 839.25	$ 370,190	MEM	75%	$ 861.91	$ 386,550	MEM	78%	$ 900.00	$ 408,025	MEM	83%	$ 950.00	$ 429,500	MEM	87%	$ 1,000.00	$ 450,975	MEM	91%	$ 1,050.00	$ 464,079	MEM	94%	$ 1,080.51
43	ABQ	S	Northpoint Charter School	$ 431,676.36	142.00	$ 119,174	MEM	28%	$ 839.25	$ 122,391	MEM	28%	$ 861.91	$ 127,800	MEM	30%	$ 900.00	$ 134,900	MEM	31%	$ 950.00	$ 142,000	MEM	33%	$ 1,000.00	$ 149,100	MEM	35%	$ 1,050.00	$ 153,432	MEM	36%	$ 1,080.51
44	ABQ	S	North Valley Academy	$ 413,689.92	272.50	$ 228,696	MEM	55%	$ 839.25	$ 234,870	MEM	57%	$ 861.91	$ 245,250	MEM	59%	$ 900.00	$ 258,875	MEM	63%	$ 950.00	$ 272,500	MEM	66%	$ 1,000.00	$ 286,125	MEM	69%	$ 1,050.00	$ 294,439	MEM	71%	$ 1,080.51
45	ABQ	D	Public Academy for Performing Arts	PSCOC	429.00	$ 360,038	MEM	PSCOC	$ 839.25	$ 369,759	MEM	PSCOC	$ 861.91	$ 386,100	MEM	PSCOC	$ 900.00	$ 407,550	MEM	PSCOC	$ 950.00	$ 429,000	MEM	PSCOC	$ 1,000.00	$ 450,450	MEM	PSCOC	$ 1,050.00	$ 463,539	MEM	PSCOC	$ 1,080.51
46	ABQ	S	Renaissance Academy Charter School	$ 151,800.00	139.50	$ 117,075	MEM	77%	$ 839.25	$ 120,236	MEM	79%	$ 861.91	$ 125,550	MEM	83%	$ 900.00	$ 132,525	MEM	87%	$ 950.00	$ 139,500	MEM	92%	$ 1,000.00	$ 146,475	MEM	96%	$ 1,050.00	$ 150,731	MEM	99%	$ 1,080.51
47	ABQ	S	Rio Grande Academy of Fine Arts	$ 265,832.64	211.50	$ 177,501	MEM	67%	$ 839.25	$ 182,294	MEM	69%	$ 861.91	$ 190,350	MEM	72%	$ 900.00	$ 200,925	MEM	76%	$ 950.00	$ 211,500	MEM	80%	$ 1,000.00	$ 222,075	MEM	84%	$ 1,050.00	$ 228,528	MEM	86%	$ 1,080.51
48	ABQ	D	Robert F. Kennedy Charter HS*	PSCOC	234.00	$ 196,385	MEM	PSCOC	$ 839.25	$ 201,687	MEM	PSCOC	$ 861.91	$ 210,600	MEM	PSCOC	$ 900.00	$ 222,300	MEM	PSCOC	$ 950.00	$ 234,000	MEM	PSCOC	$ 1,000.00	$ 245,700	MEM	PSCOC	$ 1,050.00	$ 252,839	MEM	PSCOC	$ 1,080.51
49	ABQ	D	Robert F. Kennedy Charter MS*	PSCOC	62.00	$ 52,034	MEM	PSCOC	$ 839.25	$ 53,438	MEM	PSCOC	$ 861.91	$ 55,800	MEM	PSCOC	$ 900.00	$ 58,900	MEM	PSCOC	$ 950.00	$ 62,000	MEM	PSCOC	$ 1,000.00	$ 65,100	MEM	PSCOC	$ 1,050.00	$ 66,992	MEM	PSCOC	$ 1,080.51
50	ABQ	D	Siembra Leadership HS - 524 Central*	$ 147,633.48	598.50	$ 501,552	LEASE	100%	$ 838.02	$ 501,552	LEASE	100%	$ 838.02	$ 501,552	LEASE	100%	$ 838.02	$ 501,552	LEASE	100%	$ 838.02	$ 501,552	LEASE	100%	$ 838.02	$ 501,552	LEASE	100%	$ 838.02	$ 501,552	LEASE	100%	$ 838.02
51	ABQ	D	Siembra Leadership HS - 606 and 610 Central*	$ 353,918.64																													
52	ABQ	S	Solare Collegiate Charter School	$1,116,000.00	441.50	$ 370,529	MEM	33%	$ 839.25	$ 380,533	MEM	34%	$ 861.91	$ 397,350	MEM	36%	$ 900.00	$ 419,425	MEM	38%	$ 950.00	$ 441,500	MEM	40%	$ 1,000.00	$ 463,575	MEM	42%	$ 1,050.00	$ 477,045	MEM	43%	$ 1,080.51
53	ABQ	D	South Valley Academy	PSCOC	603.50	$ 506,487	MEM	PSCOC	$ 839.25	$ 520,163	MEM	PSCOC	$ 861.91	$ 543,150	MEM	PSCOC	$ 900.00	$ 573,325	MEM	PSCOC	$ 950.00	$ 603,500	MEM	PSCOC	$ 1,000.00	$ 633,675	MEM	PSCOC	$ 1,050.00	$ 652,088	MEM	PSCOC	$ 1,080.51
54	ABQ	D	Technology Leadership High School	$ 846,600.00	292.50	$ 245,481	MEM	29%	$ 839.25	$ 252,109	MEM	30%	$ 861.91	$ 263,250	MEM	31%	$ 900.00	$ 277,875	MEM	33%	$ 950.00	$ 292,500	MEM	35%	$ 1,000.00	$ 307,125	MEM	36%	$ 1,050.00	$ 316,049	MEM	37%	$ 1,080.51
55	ABQ	S	The Albuquerque Sign Language Academy (NEW FACILITY)**	$ 327,557.16	160.50	$ 134,700	MEM	41%	$ 839.25	$ 138,337	MEM	42%	$ 861.91	$ 144,450	MEM	44%	$ 900.00	$ 152,475	MEM	47%	$ 950.00	$ 160,500	MEM	49%	$ 1,000.00	$ 168,525	MEM	51%	$ 1,050.00	$ 173,422	MEM	53%	$ 1,080.51
56	ABQ	S	The GREAT Academy (Pathways Early Career Academy)	$ 138,309.84	53.00	$ 44,480	MEM	32%	$ 839.25	$ 45,681	MEM	33%	$ 861.91	$ 47,700	MEM	34%	$ 900.00	$ 50,350	MEM	36%	$ 950.00	$ 53,000	MEM	38%	$ 1,000.00	$ 55,650	MEM	40%	$ 1,050.00	$ 57,267	MEM	41%	$ 1,080.51
57	ABQ	D	The International School at Mesa del Sol**	$ 583,379.04	258.50	$ 216,946	MEM	37%	$ 839.25	$ 222,804	MEM	38%	$ 861.91	$ 232,650	MEM	40%	$ 900.00	$ 245,575	MEM	42%	$ 950.00	$ 258,500	MEM	44%	$ 1,000.00	$ 271,425	MEM	47%	$ 1,050.00	$ 279,312	MEM	48%	$ 1,080.51
58	ABQ	S	The Montessori Academy - Montano*	$ 741,036.00	488.00	$ 409,554	MEM	34%	$ 839.25	$ 420,612	MEM	35%	$ 861.91	$ 439,200	MEM	36%	$ 900.00	$ 463,600	MEM	38%	$ 950.00	$ 488,000	MEM	40%	$ 1,000.00	$ 512,400	MEM	42%	$ 1,050.00	$ 527,289	MEM	43%	$ 1,080.51
59	ABQ	S	The Montessori Academy - El Pueblo*	$ 477,030.84																													
60	ABQ	D	The New America School - NM	$ 98,999.12	120.00	$ 98,999	LEASE	100%	$ 824.99	$ 98,999	LEASE	100%	$ 824.99	$ 98,999	LEASE	100%	$ 824.99	$ 98,999	LEASE	100%	$ 824.99	$ 98,999	LEASE	100%	$ 824.99	$ 98,999	LEASE	100%	$ 824.99	$ 98,999	LEASE	100%	$ 824.99
61	ABQ	S	Tierra Adentro of New Mexico	$ 593,590.80	230.50	$ 193,447	MEM	33%	$ 839.25	$ 198,670	MEM	33%	$ 861.91	$ 207,450	MEM	35%	$ 900.00	$ 218,975	MEM	37%	$ 950.00	$ 230,500	MEM	39%	$ 1,000.00	$ 242,025	MEM	41%	$ 1,050.00	$ 249,058	MEM	42%	$ 1,080.51
62	ABQ	S	21st Century Public Academy	$ 777,083.35	364.50	$ 305,907	MEM	39%	$ 839.25	$ 314,166	MEM	40%	$ 861.91	$ 328,050	MEM	42%	$ 900.00	$ 346,275	MEM	45%	$ 950.00	$ 364,500	MEM	47%	$ 1,000.00	$ 382,725	MEM	49%	$ 1,050.00	$ 393,846	MEM	51%	$ 1,080.51
63	Aztec	D	Mosaic Academy Charter School	$ 212,400.00	180.00	$ 151,065	MEM	71%	$ 839.25	$ 155,144	MEM	73%	$ 861.91	$ 162,000	MEM	76%	$ 900.00	$ 171,000	MEM	81%	$ 950.00	$ 180,000	MEM	85%	$ 1,000.00	$ 189,000	MEM	89%	$ 1,050.00	$ 194,492	MEM	92%	$ 1,080.51
64	Carlsbad	D	Jefferson Montessori Academy	PSCOC	225.50	$ 189,251	MEM	PSCOC	$ 839.25	$ 194,361	MEM	PSCOC	$ 861.91	$ 202,950	MEM	PSCOC	$ 900.00	$ 214,225	MEM	PSCOC	$ 950.00	$ 225,500	MEM	PSCOC	$ 1,000.00	$ 236,775	MEM	PSCOC	$ 1,050.00	$ 243,655	MEM	PSCOC	$ 1,080.51
65	Central	S	Dream Dine Charter School	$ 26,122.20	19.50	$ 16,365	MEM	63%	$ 839.25	$ 16,807	MEM	64%	$ 861.91	$ 17,550	MEM	67%	$ 900.00	$ 18,525	MEM	71%	$ 950.00	$ 19,500	MEM	75%	$ 1,000.00	$ 20,475	MEM	78%	$ 1,050.00	$ 21,070	MEM	81%	$ 1,080.51
66	Cimarron	S	Moreno Valley Preparatory	$ 86,400.00	56.50	$ 47,418	MEM	55%	$ 839.25	$ 48,698	MEM	56%	$ 861.91	$ 50,850	MEM	59%	$ 900.00	$ 53,675	MEM	62%	$ 950.00	$ 56,500	MEM	65%	$ 1,000.00	$ 59,325	MEM	69%	$ 1,050.00	$ 61,049	MEM	71%	$ 1,080.51
67	Deming	D	Deming Cesar Chavez Charter High School	PSCOC	167.50	$ 140,574	MEM	PSCOC	$ 839.25	$ 144,370	MEM	PSCOC	$ 861.91	$ 150,750	MEM	PSCOC	$ 900.00	$ 159,125	MEM	PSCOC	$ 950.00	$ 167,500	MEM	PSCOC	$ 1,000.00	$ 175,875	MEM	PSCOC	$ 1,050.00	$ 180,985	MEM	PSCOC	$ 1,080.51
68	Espanola	S	McCurdy Charter School	$ 699,600.00	556.50	$ 467,043	MEM	67%	$ 839.25	$ 479,653	MEM	69%	$ 861.91	$ 500,850	MEM	72%	$ 900.00	$ 528,675	MEM	76%	$ 950.00	$ 556,500	MEM	80%	$ 1,000.00	$ 584,325	MEM	84%	$ 1,050.00	$ 601,304	MEM	86%	$ 1,080.51

Exhibit D - FY27 Potential Lease Assistance Award Amounts - Potential MEM Rate Increase Scenarios

	District		School	LEASE	MEM	$839.25 (0% change)				$861.91 (2.70% increase) Aligns with Annul CPI +				$900.00 (7.24% increase)				$950.00 (13.20% increase)				$1,000.00 (19.15% increase)				$1,050.00 (25.11% increase)				$1,080.51 (28.75% increase) Maximum Allowable			
						Potential Award Amount	Basis of Award MEM or Lease	Percent of Lease Covered by Lease Assistance	Award $ per Student	Potential Award Amount	Basis of Award MEM or Lease	Percent of Lease Covered by Lease Assistance	Award $ per Student	Potential Award Amount	Basis of Award MEM or Lease	Percent of Lease Covered by Lease Assistance	Award $ per Student	Potential Award Amount	Basis of Award MEM or Lease	Percent of Lease Covered by Lease Assistance	Award $ per Student	Potential Award Amount	Basis of Award MEM or Lease	Percent of Lease Covered by Lease Assistance	Award $ per Student	Potential Award Amount	Basis of Award MEM or Lease	Percent of Lease Covered by Lease Assistance	Award $ per Student	Potential Award Amount	Basis of Award MEM or Lease	Percent of Lease Covered by Lease Assistance	Award $ per Student
69	Gallup	S	Dził Ditł'ooi School of Empowerment, Action, and Perseverance	$ 56,243.52	63.00	**$ 52,873**	MEM	94%	$ 839.25	**$ 54,300**	MEM	97%	$ 861.91	**$ 56,244**	LEASE	100%	$ 892.75	**$ 56,244**	LEASE	100%	$ 892.75	**$ 56,244**	LEASE	100%	$ 892.75	**$ 56,244**	LEASE	100%	$ 892.75	**$ 56,244**	LEASE	100%	$ 892.75
70	Gallup	S	Hozho Academy - Park	$1,625,786.00	826.00	**$ 693,221**	MEM	43%	$ 839.25	**$ 711,938**	MEM	44%	$ 861.91	**$ 743,400**	MEM	46%	$ 900.00	**$ 784,700**	MEM	48%	$ 950.00	**$ 826,000**	MEM	51%	$ 1,000.00	**$ 867,300**	MEM	53%	$ 1,050.00	**$ 892,501**	MEM	55%	$ 1,080.51
71	Gallup	S	Middle College High School	$ 396,297.60	154.00	**$ 129,245**	MEM	33%	$ 839.25	**$ 132,734**	MEM	33%	$ 861.91	**$ 138,600**	MEM	35%	$ 900.00	**$ 146,300**	MEM	37%	$ 950.00	**$ 154,000**	MEM	39%	$ 1,000.00	**$ 161,700**	MEM	41%	$ 1,050.00	**$ 166,399**	MEM	42%	$ 1,080.51
72	Gallup	S	Six Directions Indigenous School (Indigenous Academy)***		45.00																												
73	Jemez V.	S	San Diego Riverside Charter School	PSCOC	38.00	**$ 31,892**	MEM	PSCOC	$ 839.25	**$ 32,753**	MEM	PSCOC	$ 861.91	**$ 34,200**	MEM	PSCOC	$ 900.00	**$ 36,100**	MEM	PSCOC	$ 950.00	**$ 38,000**	MEM	PSCOC	$ 1,000.00	**$ 39,900**	MEM	PSCOC	$ 1,050.00	**$ 41,059**	MEM	PSCOC	$ 1,080.51
74	Jemez V.	S	Walatowa High Charter School	PSCOC	29.00	**$ 24,338**	MEM	PSCOC	$ 839.25	**$ 24,995**	MEM	PSCOC	$ 861.91	**$ 26,100**	MEM	PSCOC	$ 900.00	**$ 27,550**	MEM	PSCOC	$ 950.00	**$ 29,000**	MEM	PSCOC	$ 1,000.00	**$ 30,450**	MEM	PSCOC	$ 1,050.00	**$ 31,335**	MEM	PSCOC	$ 1,080.51
75	Las Cruces	S	Alma d'Arte Charter High School	PSCOC	88.50	**$ 74,274**	MEM	PSCOC	$ 839.25	**$ 76,279**	MEM	PSCOC	$ 861.91	**$ 79,650**	MEM	PSCOC	$ 900.00	**$ 84,075**	MEM	PSCOC	$ 950.00	**$ 88,500**	MEM	PSCOC	$ 1,000.00	**$ 92,925**	MEM	PSCOC	$ 1,050.00	**$ 95,625**	MEM	PSCOC	$ 1,080.51
76	Las Cruces	S	Explore Academy - Las Cruces	$1,142,154.40	418.00	**$ 350,807**	MEM	31%	$ 839.25	**$ 360,278**	MEM	32%	$ 861.91	**$ 376,200**	MEM	33%	$ 900.00	**$ 397,100**	MEM	35%	$ 950.00	**$ 418,000**	MEM	37%	$ 1,000.00	**$ 438,900**	MEM	38%	$ 1,050.00	**$ 451,653**	MEM	40%	$ 1,080.51
77	Las Cruces	S	Inspira STEAM Academy (NEW CHARTER)***		55.00																												
78	Las Cruces	S	J. Paul Taylor Academy	PSCOC	200.00	**$ 167,850**	MEM	PSCOC	$ 839.25	**$ 172,382**	MEM	PSCOC	$ 861.91	**$ 180,000**	MEM	PSCOC	$ 900.00	**$ 190,000**	MEM	PSCOC	$ 950.00	**$ 200,000**	MEM	PSCOC	$ 1,000.00	**$ 210,000**	MEM	PSCOC	$ 1,050.00	**$ 216,102**	MEM	PSCOC	$ 1,080.51
79	Las Cruces	S	La Academia Dolores Huerta (NEW FACILITY)	$ 119,680.00	90.00	**$ 75,533**	MEM	63%	$ 839.25	**$ 77,572**	MEM	65%	$ 861.91	**$ 81,000**	MEM	68%	$ 900.00	**$ 85,500**	MEM	71%	$ 950.00	**$ 90,000**	MEM	75%	$ 1,000.00	**$ 94,500**	MEM	79%	$ 1,050.00	**$ 97,246**	MEM	81%	$ 1,080.51
80	Las Cruces	S	Raices del Saber Xinachtli Community School	$ 147,569.49	110.00	**$ 92,318**	MEM	63%	$ 839.25	**$ 94,810**	MEM	64%	$ 861.91	**$ 99,000**	MEM	67%	$ 900.00	**$ 104,500**	MEM	71%	$ 950.00	**$ 110,000**	MEM	75%	$ 1,000.00	**$ 115,500**	MEM	78%	$ 1,050.00	**$ 118,856**	MEM	81%	$ 1,080.51
81	Las Cruces	S	Las Montanas Charter HS (Sendero School of Academics and Career Preparation)	$ 307,836.00	211.00	**$ 177,082**	MEM	58%	$ 839.25	**$ 181,863**	MEM	59%	$ 861.91	**$ 189,900**	MEM	62%	$ 900.00	**$ 200,450**	MEM	65%	$ 950.00	**$ 211,000**	MEM	69%	$ 1,000.00	**$ 221,550**	MEM	72%	$ 1,050.00	**$ 227,988**	MEM	74%	$ 1,080.51
82	Las Cruces	S	The New America School - Las Cruces	$ 297,074.52	207.00	**$ 173,725**	MEM	58%	$ 839.25	**$ 178,415**	MEM	60%	$ 861.91	**$ 186,300**	MEM	63%	$ 900.00	**$ 196,650**	MEM	66%	$ 950.00	**$ 207,000**	MEM	70%	$ 1,000.00	**$ 217,350**	MEM	73%	$ 1,050.00	**$ 223,666**	MEM	75%	$ 1,080.51
83	Los Lunas	S	School of Dreams Academy	$ 850,706.40	436.00	**$ 365,913**	MEM	43%	$ 839.25	**$ 375,793**	MEM	44%	$ 861.91	**$ 392,400**	MEM	46%	$ 900.00	**$ 414,200**	MEM	49%	$ 950.00	**$ 436,000**	MEM	51%	$ 1,000.00	**$ 457,800**	MEM	54%	$ 1,050.00	**$ 471,102**	MEM	55%	$ 1,080.51
84	Mora	S	Collins Lake Outdoor School (NEW CHARTER)	PSCOC	29.00	**$ 24,338**	MEM	PSCOC	$ 839.25	**$ 24,995**	MEM	PSCOC	$ 861.91	**$ 26,100**	MEM	PSCOC	$ 900.00	**$ 27,550**	MEM	PSCOC	$ 950.00	**$ 29,000**	MEM	PSCOC	$ 1,000.00	**$ 30,450**	MEM	PSCOC	$ 1,050.00	**$ 31,335**	MEM	PSCOC	$ 1,080.51
85	Moriarty	S	Estancia Valley Classical Academy	$ 915,762.60	523.00	**$ 438,928**	MEM	48%	$ 839.25	**$ 450,779**	MEM	49%	$ 861.91	**$ 470,700**	MEM	51%	$ 900.00	**$ 496,850**	MEM	54%	$ 950.00	**$ 523,000**	MEM	57%	$ 1,000.00	**$ 549,150**	MEM	60%	$ 1,050.00	**$ 565,107**	MEM	62%	$ 1,080.51
86	Questa	S	Red River Valley Charter School	PSCOC	71.50	**$ 60,006**	MEM	PSCOC	$ 839.25	**$ 61,627**	MEM	PSCOC	$ 861.91	**$ 64,350**	MEM	PSCOC	$ 900.00	**$ 67,925**	MEM	PSCOC	$ 950.00	**$ 71,500**	MEM	PSCOC	$ 1,000.00	**$ 75,075**	MEM	PSCOC	$ 1,050.00	**$ 77,256**	MEM	PSCOC	$ 1,080.51
87	Rio Rancho	S	Explore Academy - Rio Rancho	$1,289,559.72	465.50	**$ 390,671**	MEM	30%	$ 839.25	**$ 401,219**	MEM	31%	$ 861.91	**$ 418,950**	MEM	32%	$ 900.00	**$ 442,225**	MEM	34%	$ 950.00	**$ 465,500**	MEM	36%	$ 1,000.00	**$ 488,775**	MEM	38%	$ 1,050.00	**$ 502,977**	MEM	39%	$ 1,080.51
88	Rio Rancho	S	Sandoval Academy of Bilingual Education	$ 734,052.96	225.00	**$ 188,831**	MEM	26%	$ 839.25	**$ 193,930**	MEM	26%	$ 861.91	**$ 202,500**	MEM	28%	$ 900.00	**$ 213,750**	MEM	29%	$ 950.00	**$ 225,000**	MEM	31%	$ 1,000.00	**$ 236,250**	MEM	32%	$ 1,050.00	**$ 243,115**	MEM	33%	$ 1,080.51
89	Rio Rancho	S	The ASK Academy - Main*	$ 551,351.52	457.50	**$ 383,957**	MEM	70%	$ 839.25	**$ 394,324**	MEM	72%	$ 861.91	**$ 411,750**	MEM	75%	$ 900.00	**$ 434,625**	MEM	79%	$ 950.00	**$ 457,500**	MEM	83%	$ 1,000.00	**$ 480,375**	MEM	87%	$ 1,050.00	**$ 494,333**	MEM	90%	$ 1,080.51
90	Rio Rancho	S	The ASK Academy - 6th Grade Academy*	$ 109,958.64	102.00	**$ 85,604**	MEM	78%	$ 839.25	**$ 87,915**	MEM	80%	$ 861.91	**$ 91,800**	MEM	83%	$ 900.00	**$ 96,900**	MEM	88%	$ 950.00	**$ 102,000**	MEM	93%	$ 1,000.00	**$ 107,100**	MEM	97%	$ 1,050.00	**$ 109,959**	LEASE	100%	$ 1,078.03
91	Roswell		Early College High School	PSCOC	158.00	**$ 132,602**	MEM	PSCOC	$ 839.25	**$ 136,182**	MEM	PSCOC	$ 861.91	**$ 142,200**	MEM	PSCOC	$ 900.00	**$ 150,100**	MEM	PSCOC	$ 950.00	**$ 158,000**	MEM	PSCOC	$ 1,000.00	**$ 165,900**	MEM	PSCOC	$ 1,050.00	**$ 170,721**	MEM	PSCOC	$ 1,080.51
92	Roswell		New Mexico Military Institute - Intermediate Preparatory Academy	$ 536,700.00	110.00	**$ 92,318**	MEM	17%	$ 839.25	**$ 94,810**	MEM	18%	$ 861.91	**$ 99,000**	MEM	18%	$ 900.00	**$ 104,500**	MEM	19%	$ 950.00	**$ 110,000**	MEM	20%	$ 1,000.00	**$ 115,500**	MEM	22%	$ 1,050.00	**$ 118,856**	MEM	22%	$ 1,080.51
93	Roswell	D	Sidney Gutierrez Middle School*	$ 46,206.48	65.00	**$ 46,206**	LEASE	100%	$ 710.87	**$ 46,206**	LEASE	100%	$ 710.87	**$ 46,206**	LEASE	100%	$ 710.87	**$ 46,206**	LEASE	100%	$ 710.87	**$ 46,206**	LEASE	100%	$ 710.87	**$ 46,206**	LEASE	100%	$ 710.87	**$ 46,206**	LEASE	100%	$ 710.87
94	Roswell	D	Sidney Gutierrez - Elementary Component*	$ 123,000.00	131.00	**$ 109,942**	MEM	89%	$ 839.25	**$ 112,910**	MEM	92%	$ 861.91	**$ 117,900**	MEM	96%	$ 900.00	**$ 123,000**	LEASE	100%	$ 938.93	**$ 123,000**	LEASE	100%	$ 938.93	**$ 123,000**	LEASE	100%	$ 938.93	**$ 123,000**	LEASE	100%	$ 938.93
95	Santa Fe	S	Monte del Sol Charter School	$ 253,752.00	341.50	**$ 253,752**	LEASE	100%	$ 743.05	**$ 253,752**	LEASE	100%	$ 743.05	**$ 253,752**	LEASE	100%	$ 743.05	**$ 253,752**	LEASE	100%	$ 743.05	**$ 253,752**	LEASE	100%	$ 743.05	**$ 253,752**	LEASE	100%	$ 743.05	**$ 253,752**	LEASE	100%	$ 743.05
96	Santa Fe	S	New Mexico School for the Arts	$ 610,214.13	333.50	**$ 279,890**	MEM	46%	$ 839.25	**$ 287,447**	MEM	47%	$ 861.91	**$ 300,150**	MEM	49%	$ 900.00	**$ 316,825**	MEM	52%	$ 950.00	**$ 333,500**	MEM	55%	$ 1,000.00	**$ 350,175**	MEM	57%	$ 1,050.00	**$ 360,350**	MEM	59%	$ 1,080.51
97	Santa Fe	S	Sun Mountain Community School	$ 197,760.00	117.50	**$ 98,612**	MEM	50%	$ 839.25	**$ 101,274**	MEM	51%	$ 861.91	**$ 105,750**	MEM	53%	$ 900.00	**$ 111,625**	MEM	56%	$ 950.00	**$ 117,500**	MEM	59%	$ 1,000.00	**$ 123,375**	MEM	62%	$ 1,050.00	**$ 126,960**	MEM	64%	$ 1,080.51
98	Santa Fe	D	The Academy for Technology & the Classics**	$ 253,841.04	399.00	**$ 253,841**	LEASE	100%	$ 636.19	**$ 253,841**	LEASE	100%	$ 636.19	**$ 253,841**	LEASE	100%	$ 636.19	**$ 253,841**	LEASE	100%	$ 636.19	**$ 253,841**	LEASE	100%	$ 636.19	**$ 253,841**	LEASE	100%	$ 636.19	**$ 253,841**	LEASE	100%	$ 636.19
99	Santa Fe	S	The MASTERS Program	$ 160,908.00	259.00	**$ 160,908**	LEASE	100%	$ 621.27	**$ 160,908**	LEASE	100%	$ 621.27	**$ 160,908**	LEASE	100%	$ 621.27	**$ 160,908**	LEASE	100%	$ 621.27	**$ 160,908**	LEASE	100%	$ 621.27	**$ 160,908**	LEASE	100%	$ 621.27	**$ 160,908**	LEASE	100%	$ 621.27
100	Santa Fe	S	THRIVE Community School	$ 490,000.08	314.00	**$ 263,525**	MEM	54%	$ 839.25	**$ 270,640**	MEM	55%	$ 861.91	**$ 282,600**	MEM	58%	$ 900.00	**$ 298,300**	MEM	61%	$ 950.00	**$ 314,000**	MEM	64%	$ 1,000.00	**$ 329,700**	MEM	67%	$ 1,050.00	**$ 339,280**	MEM	69%	$ 1,080.51
101	Santa Fe	S	Tierra Encantada Charter School	$ 357,997.56	230.50	**$ 193,447**	MEM	54%	$ 839.25	**$ 198,670**	MEM	55%	$ 861.91	**$ 207,450**	MEM	58%	$ 900.00	**$ 218,975**	MEM	61%	$ 950.00	**$ 230,500**	MEM	64%	$ 1,000.00	**$ 242,025**	MEM	68%	$ 1,050.00	**$ 249,058**	MEM	70%	$ 1,080.51
102	Santa Fe	S	Turquoise Trail Charter School	PSCOC	553.50	**$ 464,525**	MEM	PSCOC	$ 839.25	**$ 477,067**	MEM	PSCOC	$ 861.91	**$ 498,150**	MEM	PSCOC	$ 900.00	**$ 525,825**	MEM	PSCOC	$ 950.00	**$ 553,500**	MEM	PSCOC	$ 1,000.00	**$ 581,175**	MEM	PSCOC	$ 1,050.00	**$ 598,062**	MEM	PSCOC	$ 1,080.51
103	Silver	S	Aldo Leopold Charter School (NEW FACILITY)	$ 156,843.84	182.50	**$ 153,163**	MEM	98%	$ 839.25	**$ 156,844**	LEASE	100%	$ 859.42	**$ 156,844**	LEASE	100%	$ 859.42	**$ 156,844**	LEASE	100%	$ 859.42	**$ 156,844**	LEASE	100%	$ 859.42	**$ 156,844**	LEASE	100%	$ 859.42	**$ 156,844**	LEASE	100%	$ 859.42
104	Socorro	D	Cottonwood Valley Charter School	$ 121,275.12	170.00	**$ 121,275**	LEASE	100%	$ 713.38	**$ 121,275**	LEASE	100%	$ 713.38	**$ 121,275**	LEASE	100%	$ 713.38	**$ 121,275**	LEASE	100%	$ 713.38	**$ 121,275**	LEASE	100%	$ 713.38	**$ 121,275**	LEASE	100%	$ 713.38	**$ 121,275**	LEASE	100%	$ 713.38
105	Taos	S	Anansi Charter School**	$ 192,291.00	198.00	**$ 166,172**	MEM	86%	$ 839.25	**$ 170,658**	MEM	89%	$ 861.91	**$ 178,200**	MEM	93%	$ 900.00	**$ 188,100**	MEM	98%	$ 950.00	**$ 192,291**	LEASE	100%	$ 971.17	**$ 192,291**	LEASE	100%	$ 971.17	**$ 192,291**	LEASE	100%	$ 971.17
106	Taos	S	Taos Academy Charter School	$ 180,535.92	199.50	**$ 167,430**	MEM	93%	$ 839.25	**$ 171,951**	MEM	95%	$ 861.91	**$ 179,550**	MEM	99%	$ 900.00	**$ 180,536**	LEASE	100%	$ 904.94	**$ 180,536**	LEASE	100%	$ 904.94	**$ 180,536**	LEASE	100%	$ 904.94	**$ 180,536**	LEASE	100%	$ 904.94
107	Taos	S	Taos Integrated School of the Arts**	$ 167,823.20	197.50	**$ 165,752**	MEM	99%	$ 839.25	**$ 167,823**	LEASE	100%	$ 849.74	**$ 167,823**	LEASE	100%	$ 849.74	**$ 167,823**	LEASE	100%	$ 849.74	**$ 167,823**	LEASE	100%	$ 849.74	**$ 167,823**	LEASE	100%	$ 849.74	**$ 167,823**	LEASE	100%	$ 849.74
108	Taos	S	Taos International School	$ 363,564.00	162.50	**$ 136,378**	MEM	38%	$ 839.25	**$ 140,060**	MEM	39%	$ 861.91	**$ 146,250**	MEM	40%	$ 900.00	**$ 154,375**	MEM	42%	$ 950.00	**$ 162,500**	MEM	45%	$ 1,000.00	**$ 170,625**	MEM	47%	$ 1,050.00	**$ 175,583**	MEM	48%	$ 1,080.51
109	Taos	D	Taos Municipal Charter School	$ 160,000.00	215.00	**$ 160,000**	LEASE	100%	$ 744.19	**$ 160,000**	LEASE	100%	$ 744.19	**$ 160,000**	LEASE	100%	$ 744.19	**$ 160,000**	LEASE	100%	$ 744.19	**$ 160,000**	LEASE	100%	$ 744.19	**$ 160,000**	LEASE	100%	$ 744.19	**$ 160,000**	LEASE	100%	$ 744.19
110	Taos	S	Vista Grande High School**	PSCOC	59.50	**$ 49,935**	MEM	PSCOC	$ 839.25	**$ 51,284**	MEM	PSCOC	$ 861.91	**$ 53,550**	MEM	PSCOC	$ 900.00	**$ 56,525**	MEM	PSCOC	$ 950.00	**$ 59,500**	MEM	PSCOC	$ 1,000.00	**$ 62,475**	MEM	PSCOC	$ 1,050.00	**$ 64,290**	MEM	PSCOC	$ 1,080.51
111	W. Las Vegas	D	Rio Gallinas School of Ecology and the Arts	$ 56,000.00	90.00	**$ 56,000**	LEASE	100%	$ 622.22	**$ 56,000**	LEASE	100%	$ 622.22	**$ 56,000**	LEASE	100%	$ 622.22	**$ 56,000**	LEASE	100%	$ 622.22	**$ 56,000**	LEASE	100%	$ 622.22	**$ 56,000**	LEASE	100%	$ 622.22	**$ 56,000**	LEASE	100%	$ 622.22
	Total FY27 Lease Assistance Award Amount					**$24,260,317**				**$24,858,299**				**$25,853,344**				**$27,144,621**				**$28,400,887**				**$29,642,073**				**$30,375,840**			

Notes:

* If a charter has two sites used by all students, then the charter may use the entire 80/120 MEM count for both sites, but in no case shall the lease assistance to any school exceed the calculated per MEM amount for the school.
If a charter has two sites that are utilized by separate groups of students, the 80/120 MEM count will be divided, according to usage, between the two sites.

** School has completed application and an award can be calculated, but additional information is needed before an award can be made.

*** School has not submitted all required documents or information, and is not ready for an award.

Award based on lease amount
Award based on PSCOC amount per lease agreement

Exhibit E - FY26-FY27 MEM and Lease Amount Comparison

	District	State / District	School	2024-25 and 2025-26 MEM COMPARISON			FY26-FY27 LEASE AMOUNT COMPARISON		
				2024-25 MEM	2025-26 MEM	Percent Change	FY26 Lease Amount	FY27 Lease Amount	Percent Change
1	Alamogordo	S	Sacramento School of Engineering and Science	65.00	34.50	-46.9%	$ 180,000.00	$ 180,000.00	0.0%
2	ABQ	D	ABQ Charter Academy	373.50	376.50	0.8%	$ 387,060.24	$ 387,060.24	0.0%
3	ABQ	D	ACE Leadership High School	295.50	280.50	-5.1%	$ 404,033.76	$ 300,000.00	-25.7%
4	ABQ	S	ACES Technical Charter School - Montgomery	163.50	65.50	-59.9%	$ 217,164.96	$ 223,680.00	3.0%
5	ABQ	S	ACES Technical Charter School - Lomas	90.00	100.00	11.1%	$ 163,080.00	$ 167,972.40	3.0%
6	ABQ	S	Albuquerque Aviation Academy	308.00	310.50	0.8%	$ 739,270.56	$ 739,270.56	0.0%
7	ABQ	S	Albuquerque Bilingual Academy	310.50	291.50	-6.1%	$ 585,928.56	$ 585,928.56	0.0%
8	ABQ	S	Albuquerque Collegiate Charter School	219.50	245.00	11.6%	$ 363,913.00	$ 270,000.00	-25.8%
9	ABQ	D	Albuquerque Institute for Math & Science	303.50	319.50	5.3%	$ 538,585.39	$ 554,788.32	3.0%
10	ABQ	S	Albuquerque School of Excellence - Main	524.50	572.50	9.2%	$ 686,121.00	$ 685,127.00	-0.1%
11	ABQ	S	Albuquerque School of Excellence - ES	453.00	474.00	4.6%	$ 1,029,516.00	$ 1,029,516.00	0.0%
12	ABQ	S	Albuquerque School of Excellence - West*	N/A	347.00	N/A	N/A	$ 1,386,536.00	N/A
13	ABQ	D	Albuquerque Talent Development Academy	124.00	151.50	22.2%	$ 152,093.92	$ 310,848.00	104.4%
14	ABQ	D	Alice King Community School	376.50	344.50	-8.5%	$ 506,677.12	$ 510,100.00	0.7%
15	ABQ	S	Altura Preparatory School	261.50	268.00	2.5%	$ 428,906.52	$ 439,774.32	2.5%
16	ABQ	S	Amy Biehl High School	192.00	184.00	-4.2%	$ 220,841.16	$ 220,841.16	0.0%
17	ABQ	S	Cesar Chavez Community School	193.50	179.00	-7.5%	$ 228,927.96	$ 228,927.96	0.0%
18	ABQ	D	Christine Duncan's Heritage Academy	487.00	530.00	8.8%	$ 575,568.48	$ 575,568.48	0.0%
19	ABQ	D	Cien Aguas International School	417.50	420.50	0.7%	$ 490,279.56	$ 623,528.04	27.2%
20	ABQ	D	Coral Community Charter School**	209.25	192.50	-8.0%	$ 137,386.80	$ 41,714.01	-69.6%
21	ABQ	D	Corrales International School	234.50	210.50	-10.2%	$ 408,000.00	$ 432,000.00	5.9%
22	ABQ	S	Cottonwood Classical Preparatory School	850.50	907.50	6.7%	$ 1,550,000.04	$ 1,550,000.04	0.0%
23	ABQ	D	Digital Arts and Technology Academy	320.50	305.50	-4.7%	PSCOC	PSCOC	0.0%
24	ABQ	D	East Mountain High School**	416.00	436.00	4.8%	$ 392,200.08	$ 885,666.70	125.8%
25	ABQ	D	El Camino Real Academy	340.00	329.00	-3.2%	$ 702,649.08	$ 702,649.08	0.0%
26	ABQ	S	Explore Academy - Gulton	959.00	974.00	1.6%	$ 2,275,043.00	$ 1,700,961.57	-25.2%
27	ABQ	S	Explore Academy - Masthead	404.00	412.50	2.1%	$ 1,038,725.00	$ 998,977.50	-3.8%
28	ABQ	D	Gilbert L. Sena Charter HS	175.00	172.50	-1.4%	$ 178,500.00	$ 178,500.00	0.0%
29	ABQ	D	Gordon Bernell Charter School	188.00	188.00	0.0%	$ 201,063.60	$ 201,063.60	0.0%
30	ABQ	D	Health Leadership High School	229.50	246.50	7.4%	$ 458,659.80	$ 458,659.80	0.0%
31	ABQ	S	Horizon Academy West	493.00	502.50	1.9%	$ 478,533.34	$ 475,466.70	-0.6%
32	ABQ	D	Los Puentes Charter School (Archer Academy of Accelerated Learning)	159.50	148.50	-6.9%	$ 156,387.60	$ 156,387.60	0.0%
33	ABQ	D	Mark Armijo Academy	236.00	222.50	-5.7%	$ 114,142.81	$ 114,142.80	0.0%
34	ABQ	S	Mission Achievement and Success 1.0 - Yale	1085.00	983.50	-9.4%	$ 1,109,244.01	$ 1,109,244.02	0.0%
35	ABQ	S	Mission Achievement and Success 2.0 - Old Coors Road	957.00	833.00	-13.0%	$ 1,793,070.10	$ 1,793,070.06	0.0%
36	ABQ	D	Montessori of the Rio Grande	216.00	215.50	-0.2%	PSCOC	PSCOC	0.0%
37	ABQ	D	Mountain Mahogany Community School	227.00	218.50	-3.7%	$ 105,996.00	$ 105,996.00	0.0%
38	ABQ	D	Native American Community Academy 1000 Indian School	258.50	284.00	9.9%	$ 419,192.52	$ 419,192.52	0.0%
39	ABQ	D	Native American Community Academy 1100 Indian School				$ 69,788.40	$ 69,788.40	0.0%
40	ABQ	D	Native American Community Academy CNM	163.50	162.50	-0.6%	$ 171,561.00	$ 171,561.00	0.0%
41	ABQ	S	New Mexico Academy for the Media Arts - CTE Bldg**	118.00	118.00	0.0%	$ 101,232.60	$ 92,796.55	-8.3%
42	ABQ	D	New Mexico International School	429.50	429.50	0.0%	$ 494,058.84	$ 494,058.84	0.0%
43	ABQ	S	Northpoint Charter School	144.00	142.00	-1.4%	$ 431,676.36	$ 431,676.36	0.0%
44	ABQ	S	North Valley Academy	254.25	272.50	7.2%	$ 413,689.92	$ 413,689.92	0.0%
45	ABQ	D	Public Academy for Performing Arts	442.00	429.00	-2.9%	PSCOC	PSCOC	0.0%
46	ABQ	S	Renaissance Academy Charter School	128.00	139.50	9.0%	$ 138,000.00	$ 151,800.00	10.0%
47	ABQ	S	Rio Grande Academy of Fine Arts	200.00	211.50	5.8%	$ 260,620.20	$ 265,832.64	2.0%
48	ABQ	D	Robert F. Kennedy Charter HS	239.50	234.00	-2.3%	PSCOC	PSCOC	0.0%
49	ABQ	D	Robert F. Kennedy Charter MS	71.00	62.00	-12.7%	PSCOC	PSCOC	0.0%
50	ABQ	D	Siembra Leadership HS - 524 Central	480.50	598.50	24.6%	$ 147,633.48	$ 147,633.48	0.0%
51	ABQ	D	Siembra Leadership HS - 606 and 610 Central				$ 353,918.64	$ 353,918.64	0.0%
52	ABQ	S	Solare Collegiate Charter School	302.00	441.50	46.2%	$ 1,020,000.00	$ 1,116,000.00	9.4%
53	ABQ	D	South Valley Academy	600.50	603.50	0.5%	PSCOC	PSCOC	0.0%
54	ABQ	D	Technology Leadership High School	337.50	292.50	-13.3%	$ 846,600.00	$ 846,600.00	0.0%
55	ABQ	S	The Albuquerque Sign Language Academy*	163.50	160.50	-1.8%	$ 137,217.38	$ 327,557.16	138.7%
56	ABQ	S	The GREAT Academy	66.50	53.00	-20.3%	$ 138,309.84	$ 138,309.84	0.0%
57	ABQ	D	The International School at Mesa del Sol	257.75	258.50	0.3%	$ 583,379.04	$ 583,379.04	0.0%
58	ABQ	S	The Montessori Academy - Montano	445.00	488.00	9.7%	$ 741,036.00	$ 741,036.00	0.0%
59	ABQ	S	The Montessori Academy - El Pueblo				$ 477,030.84	$ 477,030.84	0.0%
60	ABQ	D	The New America School - NM**	129.50	120.00	-7.3%	$ 107,999.04	$ 98,999.12	-8.3%
61	ABQ	S	Tierra Adentro of New Mexico	243.00	230.50	-5.1%	$ 593,590.80	$ 593,590.80	0.0%
62	ABQ	S	21st Century Public Academy	362.00	364.50	0.7%	$ 776,489.64	$ 777,083.35	0.1%

Exhibit E - FY26-FY27 MEM and Lease Amount Comparison

	District	State / District	School	2024-25 and 2025-26 MEM COMPARISON			FY26-FY27 LEASE AMOUNT COMPARISON		
				2024-25 MEM	2025-26 MEM	Percent Change	FY26 Lease Amount	FY27 Lease Amount	Percent Change
63	Aztec	D	Mosaic Academy Charter School	178.50	180.00	0.8%	$ 212,400.00	$ 212,400.00	0.0%
64	Carlsbad	D	Jefferson Montessori Academy	232.00	225.50	-2.8%	PSCOC	PSCOC	0.0%
65	Central	S	Dream Dine Charter School	16.50	19.50	18.2%	$ 25,023.66	$ 26,122.20	4.4%
66	Cimarron	S	Moreno Valley Preparatory	45.00	56.50	25.6%	$ 57,000.00	$ 86,400.00	51.6%
67	Deming	D	Deming Cesar Chavez Charter High School	178.00	167.50	-5.9%	PSCOC	PSCOC	0.0%
68	Espanola	S	McCurdy Charter School	553.00	556.50	0.6%	$ 699,600.00	$ 699,600.00	0.0%
69	Gallup	S	Dził Ditl'ooí School of Empowerment, Action, and Perseverance	58.00	63.00	8.6%	$ 56,243.52	$ 56,243.52	0.0%
70	Gallup	S	Hozho Academy - Park	745.50	826.00	10.8%	$ 468,000.00	$ 1,625,786.00	247.4%
71	Gallup	S	Middle College High School	153.00	154.00	0.7%	$ 396,297.60	$ 396,297.60	0.0%
72	Gallup	S	Six Directions Indigenous School	65.00	45.00	-30.8%	$ 120,000.00		N/A
73	Jemez V.	S	San Diego Riverside Charter School	53.00	38.00	-28.3%	$ 45,482.00	PSCOC	N/A
74	Jemez V.	S	Walatowa High Charter School	35.50	29.00	-18.3%	PSCOC	PSCOC	0.0%
75	Las Cruces	S	Alma d'Arte Charter HS	65.00	88.50	36.2%	PSCOC	PSCOC	0.0%
76	Las Cruces	S	Explore Academy - Las Cruces	550.50	418.00	-24.1%	$ 1,140,100.26	$ 1,142,154.40	0.2%
77	Las Cruces	S	Inspira STEAM Academy*	N/A	55.00	N/A	N/A		N/A
78	Las Cruces	S	J. Paul Taylor Academy	200.00	200.00	0.0%	PSCOC	PSCOC	0.0%
79	Las Cruces	S	La Academia Dolores Huerta*	93.50	90.00	-3.7%	$ 78,469.88	$ 119,680.00	52.5%
80	Las Cruces	S	Raices del Saber Xinachtli Community School	119.50	110.00	-7.9%	$ 145,372.62	$ 147,569.49	1.5%
81	Las Cruces	S	Sendero School of Academics and Career Preparation	213.00	211.00	-0.9%	$ 307,836.00	$ 307,836.00	0.0%
82	Las Cruces	S	The New America School - Las Cruces	212.00	207.00	-2.4%	$ 297,074.52	$ 297,074.52	0.0%
83	Los Lunas	S	School of Dreams Academy	429.25	436.00	1.6%	$ 687,773.76	$ 850,706.40	23.7%
84	Mora	S	Collins Lake Outdoor School*	N/A	29.00	N/A	N/A	PSCOC	N/A
85	Moriarty	S	Estancia Valley Classical Academy	558.00	523.00	-6.3%	$ 918,762.60	$ 915,762.60	-0.3%
86	Questa	S	Red River Valley Charter School	78.00	71.50	-8.3%	PSCOC	PSCOC	0.0%
87	Rio Rancho	S	Explore Academy - Rio Rancho	405.50	465.50	14.8%	$ 1,171,379.21	$ 1,289,559.72	10.1%
88	Rio Rancho	S	Sandoval Academy of Bilingual Education	217.50	225.00	3.4%	$ 668,631.43	$ 734,052.96	9.8%
89	Rio Rancho	S	The ASK Academy - Main	450.00	457.50	1.7%	$ 551,351.52	$ 551,351.52	0.0%
90	Rio Rancho	S	The ASK Academy - 6th Grade Academy	100.50	102.00	1.5%	$ 109,958.64	$ 109,958.64	0.0%
91	Roswell		Early College High School	151.00	158.00	4.6%	PSCOC	PSCOC	0.0%
92	Roswell		New Mexico Military Institute - Intermediate Preparatory Academy	110.00	110.00	0.0%	$ 464,400.00	$ 536,700.00	15.6%
93	Roswell	D	Sidney Gutierrez Middle School	65.00	65.00	0.0%	$ 46,206.48	$ 46,206.48	0.0%
94	Roswell	D	Sidney Gutierrez - Elementary Component	131.00	131.00	0.0%	$ 123,000.00	$ 123,000.00	0.0%
95	Santa Fe	S	Monte del Sol Charter School	356.00	341.50	-4.1%	$ 253,752.00	$ 253,752.00	0.0%
96	Santa Fe	S	New Mexico School for the Arts	331.50	333.50	0.6%	$ 554,905.24	$ 610,214.13	10.0%
97	Santa Fe	S	Sun Mountain Community School	117.00	117.50	0.4%	$ 192,000.00	$ 197,760.00	3.0%
98	Santa Fe	D	The Academy for Technology & the Classics	396.00	399.00	0.8%	$ 253,841.04	$ 253,841.04	0.0%
99	Santa Fe	S	The MASTERS Program	257.50	259.00	0.6%	$ 164,423.00	$ 160,908.00	-2.1%
100	Santa Fe	S	THRIVE Community School	299.00	314.00	5.0%	$ 490,000.08	$ 490,000.08	0.0%
101	Santa Fe	S	Tierra Encantada Charter School	256.50	230.50	-10.1%	$ 357,997.56	$ 357,997.56	0.0%
102	Santa Fe	S	Turquoise Trail Charter School	585.00	553.50	-5.4%	PSCOC	PSCOC	0.0%
103	Silver	S	Aldo Leopold Charter School*	195.00	182.50	-6.4%	$ 150,000.00	$ 156,843.84	4.6%
104	Socorro	D	Cottonwood Valley Charter School	170.00	170.00	0.0%	$ 121,275.12	$ 121,275.12	0.0%
105	Taos	S	Anansi Charter School	196.50	198.00	0.8%	$ 192,291.00	$ 192,291.00	0.0%
106	Taos	S	Taos Academy Charter School	242.00	199.50	-17.6%	$ 180,535.92	$ 180,535.92	0.0%
107	Taos	S	Taos Integrated School of the Arts	215.00	197.50	-8.1%	$ 203,539.56	$ 167,823.20	-17.5%
108	Taos	S	Taos International School	169.50	162.50	-4.1%	$ 363,564.00	$ 363,564.00	0.0%
109	Taos	D	Taos Municipal Charter School	215.50	215.00	-0.2%	$ 160,000.00	$ 160,000.00	0.0%
110	Taos	S	Vista Grande High School	67.50	59.50	-11.9%	PSCOC	PSCOC	0.0%
111	W. Las Vegas	D	Rio Gallinas School of Ecology and the Arts	79.00	90.00	13.9%	$ 56,000.00	$ 56,000.00	0.0%
			Total	**29,305**	**29,625**			**Average % Change**	**6.4%**
			Average % Change			**-1.1%**		**Number with 0% Change**	**67**

Notes:
* School entered into a new lease at a new facility.
** School completing payments on a lease purchase agreement.

Award based on lease amount at $861.91/MEM
Award based on PSCOC amount per lease agreement

I. S21-001 Tombaugh ES (Las Cruces) - Construction Funding Request

II. Presenter(s): Daniel Juarez, Senior Project Manager

III. Potential Motion:

Council approval to amend the current 2020-2021 Systems-based award to Las Cruces Public Schools (LCPS) ("District) for Tombaugh Elementary School to include:

- Ceiling and Wall finishes throughout the facility.
- Additional design fees totaling $255,919 for the ceiling, wall finishes and structural upgrades to the roof structure.
- Construction funding for the replacement of the Roof, HVAC, Ceiling and Wall finishes, and structural upgrades to the roof structure totaling $6,622,037 with a state match of $3,438,978 (50%) and a local match of $3,438,978 (50%).

IV. Executive Summary:

District Request:

- Amend the current Systems-based award language to include:
  - Ceiling and Wall finishes throughout the facility.
  - Additional design fees for the ceiling, wall finishes and structural.
  - Construction funding for the awarded Roof and HVAC systems and the requested Ceiling and Wall finish systems.

Staff Recommendation:

- Amend the current Systems-based award language to include:
  - Ceiling and Wall finishes throughout the facility.
  - Additional design fees for the ceiling, wall finishes and structural upgrades.
  - Construction funding for the awarded Roof and HVAC systems and the requested Ceiling and Wall finish systems.

Key Points:

- In December 2020, the district was awarded a Systems-based project that included design and construction funding for replacement of the Roof and HVAC building systems for 73,929 (gross square foot) GSF.
- The Design Professional was hired in October 2025.
- Tombaugh along with S20-009 Valley View ES, S22-012 East Picacho ES, S22-013 Zia MS and S22-014 Hermosa Heights ES that were put on hold by the district in 2021 and 2022 to re-allocate funding for the emergency priority of the P20-005 New Columbia ES Project.

Building Systems:

- The district is requesting that the ceiling and wall finishes of the school be included in the amended award.
    - To allow for replacement of the ductwork and structural upgrades for larger HVAC units to be installed per the original award.
    - To allow for the repair of the wall finishes where wall mounted heaters and associated piping are located.
- **The Facilities Assessment Database (FAD) currently ranks:**
    - The roof over the entire facility a Category 3 (Mitigate Additional Damage) with a 20-year life span with an installation date of 2004.
    - The HVAC units over the entire facility a Category 9 (Normal/Within Life Cycle) with a 25-year life span with an installation date of 2004.
    - The ceiling finishes (requested system) throughout the facility a Category 4 (Beyond Expected Life) and a Category 9 (Normal/Within Life Cycle) with a 30-year life span.
        - The ceiling finishes have an installation/renovation date between 1990 and 2004 (Between 22 and 36 years ago).
    - The wall finishes (requested system) throughout the facility a Category 4 (Beyond Expected Life) with a 12-year life span.
        - The wall finishes has an installation/renovation date between 1999 and 2004 (Between 22 and 27 years ago).

Tombaugh ES Buildings	Awarded Building Systems		Requested Building System	
	Roof	HVAC	Ceiling Finishes	Wall Finishes
Addition (2004)	Cat. 3 (2004)	Cat. 9 (2004)	Cat. 9 (2004)	Cat. 4 (2004)
Main Building (1990)	Cat. 3 (2004)	Cat. 9 (2004)	Cat. 4 (1990)	Cat. 4 (1999)

Exhibit(s):

A – PSFA Recommendation Report: S21-001 Tombaugh Elementary School
B – Las Cruces Public Schools Letter, dated October 15th, 2026
C – General Contractor price proposal form

PSFA Recommendation Report — Out-of-Cycle

Las Cruces Public Schools Tombaugh Elementary School (S21-001)	Construction Phase Funding

District Request & Information

- **Amend the current Systems-based award language to include:**
  - **Ceiling and Wall finishes throughout the facility.**
  - **Additional design fees for the ceiling, wall finishes and structural.**
  - **Construction funding for the awarded Roof and HVAC systems and the requested Ceiling and Wall finish systems.**

- Superintendent: Ignacio Ruiz
- District Representative: Gloria Martinez

PSFA Staff Recommendation

- **Amend the current Systems-based award language to include:**
  - **Ceiling and Wall finishes throughout the facility.**
  - **Additional design fees for the ceiling, wall finishes and structural.**
  - **Construction funding for the awarded Roof and HVAC systems and the requested Ceiling and Wall finish systems.**

Award Language

- Approval to amend the current 2020-2021 Systems-based award to Las Cruces Public Schools (LCPS)("District) for Tombaugh Elementary School to include:
  - Ceiling and Wall finishes throughout the facility.
  - Additional design fees totaling $255,919 for the ceiling, wall finishes and structural upgrades to the roof structure.
  - Construction funding for the replacement of the Roof, HVAC, Ceiling and Wall finishes, and structural upgrades to the roof structure totaling $6,622,037 with a state match of $3,438,978 (50%) and a local match of $3,438,978 (50%).

Potential Award Funding

Request Summary	State Match 50%	Local Match 50%	Total	Above Allowable
Bid Amount	$2,835,000	$2,835,000	$5,670,000	$-
Additional Design Fees	$127,960	$127,960	$255,919	$-
NMGRT (6.4975%)	$192,518	$192,518	$385,037	$-
Subtotal Bid	$3,155,478	$3,155,478	$6,055,037	$-
Contingency (10%)	$283,500	$283,500	$567,000	$-
Total Cost	$3,438,978	$3,438,978	$6,622,037	$-
Local Match Reduction	$-	$-	$-	$-
Advance	$-	$-	$-	$-
Recommended Funding	$3,438,978	$3,438,978	$6,622,037	$-

- Bid Amount:
  - $76.70 / SF
  - $5,670,000

- Total Project Cost (TPC):
  - $94 / SF
  - $6,953,134

Project Information

Project Information

- PSFA Regional Project Manager: Martin Vasquez
- Design Professional: ASA Architects
- General Contractor: ESA Construction
    - Other Bids Received: (3 total) C.D. General Contractors, ESA Construction, Spartan Construction

Scope of Work

- Building Systems replacement
- Design capacity: 602 students
- Current enrollment: 559 students (2025-26 SY)
- Maximum allowable GSF: 73,929
- Above allowable SF: N/A

Phasing

- Complete: Design
- Current Request: Construction Phase Funding

Award History

Original Award

- August 2020
- Systems-based Award: Building Systems replacement
- Ranking: 64
- wNMCI: 40.97
- Original Award Language:
    - Design phase funding to complete systems upgrades at the existing facilities to the maximum gross square footage pursuant to the Adequacy Planning Guide for 73,929 gross square feet. Systems eligible for state funding are limited to: Roof and HVAC, as identified in the district's application. Costs for any work that may be required for other associated building systems will be the sole responsibility of the district. Upon completion of the design phase, the district may return to the PSCOC for the next out-of-cycle funding phase to include an update to the total estimated project cost.
- Estimated MACC: $32 / SF
- Estimated Total Project Cost: $3,310,965

District Financial Information

State / Local Match

- Local match: 50%
- State match: 50%
- The district does have adequate funds to accommodate the local share of this project.

Bond Information

- GO Bond:
    - Current: November 2025 for $65 million
    - Future: November 2029 for $65 million
- Bonding Capacity: $380,195,567
- Available Capacity: $242,874,428
- Bond Sale:
    - Current: June 2025 for $12.5 million
    - Future: October 2026 for $16 million
- SB-9: $9,180,330
- HB-33: $12,058,806
- Cash Balance: $22,431,481
- Operational: $352,977,912
- Mill Levy: 18.802
    - Source: RBC Capital Markets

Project Funding

- Sources: HB-33 and SB-9

Maintenance Summary

Las Cruces Public Schools does **meet all statutory requirements** (as of October 21, 2026).

Preventive Maintenance Plan

- Current - last updated November 3, 2025 (annual update required; 6.27.3.11 NMAC).
- Plan is rated outstanding.

Quarterly Facility Information Maintenance System Proficiency Reports

- The district is a good user of 3 of the 3 State provided resources.
- PM Completion Rate (goal: 90%): 96.77% performance rating.

75

Facility Maintenance Assessment Report (FMAR)

- District FMAR average is **78.82%**, (70% recommended)
- The district is maintaining its assets and facility conditions to a satisfactory level, currently above the state average of 76.6% (FMAR 4th Cycle).

Staff Recommendations

- Continue their diligence towards improved core maintenance to 80% good rating.
- Coordinate training efforts towards using the state provided FIMS, Maintenance Direct work order module.
- Respond to subsequent FMARs through the 60-day response process supporting quality facility conditions addressing all deficiencies.

Historic and Current PSCOC Funded Projects

Current active projects: 11
Historic projects: 80

Fiscal Year Funded	Facility Name	Project Type	PSCOC Funding
Current Projects			
2025-2026	Mayfield HS	Standards-Based	$ 23,650
	White Sands ES/MS	Standards-Based	On Hold
	Highland ES	Standards-Based	$ 189,200.00
	Conlee ES	Systems-Based	$ 324,197.00
	Desert Bloom ES	Systems-Based	$ 137,492.00
2021-2022	Hermosa Heights ES	Systems-Based	$ 2,585,205
	Zia MS	Systems-Based	$ 821,726
	East Picacho ES	Systems-Based	$ 4,729,511
2020-2021	Tombaugh ES	Systems-Based	$ 165,549
2019-2020	Valley View ES	Systems-Based	$ 1,411,207
2019-2020	Columbia ES	Standards-Based	$ 34,432,417
		Total Funding	$ 44,820,004
		Historic Total Project Funding (1998-2026)	$ 237,980,181

LAS CRUCES PUBLIC SCHOOLS

BOARD OF EDUCATION

Pamela Cort, President

Robert Wofford, Vice President

Patrick Nolan, Secretary

Ed Frank, Member

Teresa Tenorio, Member

Ignacio Ruiz
Superintendent

❖

OUR MISSION

The Las Cruces Public Schools provides a safe, caring, equitable, and student-centered learning environment that cultivates civic and community engagement, promotes excellence, and honors diversity.

505 S. Main St., Suite 249
Las Cruces, NM 88001
575.527.5800
www.lcps.net

October 15, 2026

Exhibit B

Marcos B. Trujillo, Executive Director, PSFA

Re: LCPS Tombaugh ES Roof/HVAC Replacement, Project Number: S21-001

Dear Mr. Trujillo,

The Public-School Capital Outlay Council (PSCOC) in February of 2022, approved the following items for Las Cruces Public East Picacho ES project:

1. Design phase funding to complete system upgrades at the existing facilities to the maximum gross square footage pursuant to the Adequacy Planning guide for 73,929 gross square feet. Systems eligible for state funding are Roof and HVAC.
2. We are now requesting construction funding based on the attached construction proposal.

We are requesting a language change to the MOU for the following items:

1. Ceiling Replacement – due to required structural reinforcement of existing roof framing portions of the existing ceiling will need to be removed and replaced for adequate access. (See attached)
2. Patching and Painting – Mechanical system and structural work will require removal of the fire ceiling that will require patching once the work is completed. This project also includes the removal of wall mounted heaters (previously abandoned) and will require patching, sealing and repainting of the walls at these locations. (See Attached)
3. Increase of A&E Fees to reflect the current MACC. (See attached ADSR-1)

At this time the district has received bids for the project and would like to request construction funds for this project as listed below:

Construction bid came in at:	$6,038,408.25 (with GRT)
Soft costs:	$ 853,326.00
A/E Additional Fee	$ 277,389.93 (with GRT)
Total Project Costs	$7,169,124.18
State Share 50%:	**$3,584,562.09**
District Share 50%:	**$3,584,562.09**

The project timeline will also need to be extended to March 2028.

Thank you for your consideration. We look forward to working with PSFA to complete this project within the parameters of PSCOC requirements.

Gloria J. Martinez

Gloria J. Martinez
Director of Construction
Las Cruces Public Schools
505 S. Main, Suite 249
Las Cruces, NM 88001
575-527-6052 Office
575-644-1292 Cell
glomartinez@lcps.net

Attachment:
ADSR 01 – Additional Architectural Services
ASA Scope Increase Justification
GC Bid Proposal
District Bonding and Financial Information

EXHIBIT E: DESIGN PROFESSIONAL ADDITIONAL SERVICES PROPOSAL/AMENDMENT

Proposal/Amendment No.: 1 Date: 10/12/2026

Project No.: S21-001 Contract No.: S21-001

Design Professional: ASA-ARCHITECTS

Project Name: Tombaugh Elementary School Reroof and HVAC Replacement

Requested or initiated by:

☒ District ☐ PSFA

☐ Design Professional

☐Other:_____

Reason and Justification for Proposal: (use additional sheets, if necessary)

The scope of work for the project has been expanded to include ceiling rework, patching and painting, and structural reinforcing and the MACC has been increased for this additional scope along with increases for budget deficiencies for the original scope of Reroof and HVAC replacement.

In accordance with Article 2 and/or Article 13, where applicable, Additional Services to the Agreement Between Owner and Design Professional, the Design Professional is authorized to provide the following described services (scope of services and upset maximum compensation):

Architectural, structural, mechanical, and electrical design, drawings, specifications, bidding, and construction administration for the additional scope and MACC increase.

The Original Contract Sum was (including NMGRT)	$	$145,242.60
Net Change by previously authorized Additional Services	$	$00.00
The Contract Sum prior to this request was	$	$145,242.60
The Contract Sum will be (increased) (decreased) (unchanged)	$	$277,389.93
The new Contract Total including this proposal will be	$	$422,632.53

MCR #	SHORT DESCRIPTION	PSFA FUNDING 50%	DISTRICT FUNDING 50%	DISTRICT ABOVE ALLOWABLE FUNDING	TOTAL
1	Tombaugh ES Reroof and HVAC added fee	$127,959.19	$127,959.19		$255,918.38
2	NMGRT at 8.3900%	$10,735.78	$10,735.77		$21,471.55
	TOTAL:	$138,694.97	$138,694.96		$277,389.93

Las Cruces Public Schools

By: Gloria J. Martinez
Cesar Chavez, Finance Director

Date: 10.15.2026

ASA-Architects

By: Rob Price
Robert S. Price

Date: 12 October 2026

Public School Facilities Authority

By: _____

Date: _____

Public School Facilities Authority

By: _____

Date: _____

ASA ARCHITECTS

Date: October 12, 2026

Mr. Robert A. Williams, AIA
Construction Project Manager
Las Cruces Public Schools
505 S. Main, Suite 249
Las Cruces, NM 88001

Re: Tombaugh Elementary School – Reroof & HVAC Replacement
Justification for Additional Scope of Work and Budget Increase.

Dear Mr. Williams,

In support of the request to PSCOC for increased funding and modification to the MOU, this letter provides justification for the inclusion of ceiling rework, patching and painting of walls, structural reinforcement, and budget increase related to the Reroof and HVAC unit replacement at Tombaugh Elementary School.

Ceiling Replacement
Replacement of the existing HVAC system requires partial demolition and reworking of existing ceilings, including lay-in tile ceiling and grid and existing gypsum board ceilings.

Patching and Painting
Mechanical system demolition activities include the removal of existing wall mounted heaters and piping. Removal of these components will leave exposed wall penetrations, voids, and localized finish damage at areas of removal. Proper infill, patching, sealing, and refinishing are required to maintain wall integrity, prevent air and moisture intrusion, and restore the building's interior finishes to an adequate condition.

Structural Reinforcement
Installation of new rooftop units requires reinforcement of existing roof framing. Structural improvements include adding rods and plates to the top and bottom chords of joists supporting new equipment. This reinforcement is required to safely support imposed loads and meet current structural standards. Ceiling removal is also required to facilitate safe welding and installation.

Budget Increase

This project was originally approved in 2022 with a MACC of $2,805,902.00. Construction costs have continued to escalate since 2022 and the budget increase for this project is in large part due to these construction cost increases and associated increases in NMGRT.

Based on the above, these items are directly associated with the HVAC and roofing improvements and are necessary to complete the work and return the facility to operational condition.

Please let us know if any additional information is required.

Sincerely,

Rob Price

Robert S. Price, AIA
President / Principal Architect

201 N. Alameda | P.O. Box 146 | Las Cruces, NM 88004 | 575.526.3111 | www.asa-architects.com

BID FORM (Bid Lots)

BIDDER'S Name and Address:
ESA Construction, Inc.
3435 Girard Blvd. NE
Albuquerque, NM 87107

Telephone: 505-884-2171
Fax: 505-888-3150
Federal Tax ID #: 85-0365630
New Mexico Tax ID #: 02-102987-00-3
CID License # 28493

PROJECT NAME: Tombaugh Elementary School HVAC Replacement & Reroof

PROJECT NO.: S21-001

LOCATION: 226 Carver Road, Las Cruces, NM 88005

This Bid is submitted to Owner:

Las Cruces Public Schools District #2
505 S. Main Street, Suite 249
Las Cruces, NM 88001
Phone (575) 523-5666)

In collaboration with Co-Owner:

Public School Capital Outlay
Public School Facilities Authority
1312 Basehart Road, SE
Suite 200
Albuquerque, NM 87106
Phone (505) 843-6272

1. The undersigned Bidder proposes and agrees, if this Bid is accepted, to enter into an agreement with the Owner in the form included in the Bidding Documents to perform and furnish all Work as specified or indicated in the Bidding Documents for the Contract Price and within the Contract Time indicated in this Bid and in accordance with the other terms and conditions of the Contract Documents.

2. The Bidder accepts all of the terms and conditions of the Invitation for Bid and Instructions to Bidders, including without limitation those dealing with the disposition of bid security and other Bidding Documents. This Bid will remain subject to acceptance for 45 days after the day of Bid opening. The Bidder shall sign and submit the Agreement between Owner and Contractor (hereinafter called Agreement) with the Bonds and other documents required by the Bidding Requirements within fifteen (15) days after the date of the Owner's Notice to Award.

3. In submitting this Bid, the Bidder represents, as more fully set forth in the Agreement, that:

A. the Bidder has examined copies of all the Bidding Documents and of the following Addenda (receipt of all of which is hereby acknowledged):

No. 1 Title: Addendum One Date: 9/29/2026
No. _____ Title: _____ Date: _____
No. _____ Title: _____ Date: _____
No. _____ Title: _____ Date: _____
No. _____ Title: _____ Date: _____
No. _____ Title: _____ Date: _____

B. the Bidder has familiarized himself with the nature and extent of the Bidding Documents, Work, site, locality, and all local conditions, laws, and regulations that in any manner may affect cost, progress, performance, or furnishing of the Work;

C. the Bidder has carefully studied all reports and drawings of subsurface conditions which are identified in the Information Available to Bidders and accepts the determination set forth in the Information Available to Bidders of the extent of the technical data contained in such reports and drawings upon which the Bidder is entitled to rely;

D. the Bidder has correlated the results of all such observations, examinations, investigations, explorations, tests, reports, and studies with the terms and conditions of the Bidding Documents;

E. the Bidder has given the Architect/Engineer written notice of all conflicts, errors, and discrepancies that he has discovered in the Bidding Documents, and the written resolution thereof by the Architect/Engineer is acceptable to the Bidder;

F. this Bid is genuine and not made in the interest of or on behalf of any undisclosed person, firm, or corporation and is not submitted in conformity with any agreement or rules of any group, association, organization, or corporation; the Bidder has not directly or indirectly induced or solicited any other Bidder to submit a false or sham Bid; the Bidder has not solicited or induced any person, firm, or corporation to refrain from bidding; and the Bidder has not sought by collusion to obtain for himself any advantage over any other Bidder or over the Owner;

G. the Bidder acknowledges that he has attended any mandatory pre-bid conference scheduled by the Owner and/or the Architect/Engineer pertaining to this project;

H. the Bidder agrees to show clearly on the envelope in which the Bid is submitted the Project Name and Number and Invitation to Bid Number; and,

I. the Bidder will complete the Work for the following price(s) (**do not include any gross receipts tax in the price(s)).**

4. Bids shall be presented in the form of a total Base Bid proposal under a Lump Sum Contract plus additive alternates that are selected by the Owner. A bid must be submitted on all bid items and alternates; segregated bids will not be selected by the Owner.

(Design Professional to strike out subsection not applicable.)

BID LOT 1 – HVAC Replacement (please use typewriter or print legibly ink)
Base Bid (use words):

THREE MILLION, NINE HUNDRED, NINTEY THOUSAND DOLLARS AND 00/100 CENTS

($ 3,990,000.00)

BID LOT 2 –Roof Replacement (please use typewriter or print legibly in ink)
Base Bid (use words):

ONE MILLION, FIVE HUNDRED SIXTY THOUSAND DOLLARS AND 00/100 CENTS

($ 1,560,000.00)

BID LOT 3 – Patching and Paint (please use typewriter or print legibly in ink)
Base Bid (use words):

ONE HUNDRED AND TWENTY THOUSAND DOLLARS AND 00/100 CENTS

($ 120,000.00)

All specific cash allowances are included in the price(s) set forth above.

5. The Bidder agrees that:

A. The Work to be performed under this Contract shall be commenced not later than ten (10) consecutive days after the date of written Notice to Proceed, and that Substantial Completion shall be achieved not later than **Four Hundred Eighty (480) calendar days** after the date of written Notice to Proceed, except as hereafter extended by valid written Change Order by the Owner.

B. Should the Contractor neglect, refuse, or otherwise fail to complete the Work within the time specified, the Contractor agrees to pay to the Owner in partial consideration for the award of this Contract the amount of **One Thousand Dollars ($1,000.00)** per consecutive day, not as a penalty, but as liquidated damages for such breach of the Contract.

C. The above prices shall include all labor, materials, removal, overhead, profit, insurance, taxes (not including gross receipts tax), etc., to cover the finished work of the several kinds called for. Changes shall be processed in accordance with the Contract Documents.

D. It is understood that the Owner reserves the right to reject any or all Bids and to waive any technical irregularities in the bidding.

6. The following documents are attached to and made a condition of this Bid:

A. Bid Security with Agent's Affidavit;
B. Subcontractors Listing; and,
C. Other (list):

7. The terms used in this Bid and the Bidding and Contract Documents which are defined in the Conditions of the Construction Contract (General, Supplementary, and Other Conditions), included as part of the Bidding Documents, have the meanings assigned to them in those Conditions.

8. The Bidder is a(n):

A. INDIVIDUAL;

By: _____
(Individual's Signature)

Doing business as: _____

Business address: _____

_____

_____

Telephone: (____) _____

FAX: (____) _____

B. PARTNERSHIP:

By: _____
(Firm Name)

_____
(General Partner's Signature)

Business address: _____

_____

_____

Telephone: (____) _____

FAX: (____) _____

C. CORPORATION:

Corporation Name: ESA Construction, Inc.

State of Incorporation: New Mexico

By Thomas Preckett Title: President
(Print Name of Person Authorized to Sign)

* _____
Signature of Authorized Person

If a New Mexico Corporation: 1371897
NM Certificate of Incorporation Number

If a Foreign Corporation: _____
NM Certificate of Authority Number

Attest (Secretary): Dora Castaneda

Business address 3435 Girard Blvd. NE

Albuquerque, NM 87107

Telephone: (505) 884-2171

FAX: (505)888-3150

CORPORATE SEAL HERE

or,

I. P20-003 Mountain View MS (Roswell) - Construction Phase Funding Request

II. Presenter(s): Daniel Juarez, Senior Project Manager

III. Potential Motion:

Council approval to amend the current 2019-2020 Standards based award language to Roswell Independent School District (RISD) ("District) for Mountain View Middle School (P20-003) to include construction phase funding for the replacement facility for 450 students' grades 6th through 8th in 74,273 gross square foot (GSF), totaling $48,987,847 with a state match of $33,311,736 (68%) and a local match of $15,676,111 (32%).

IV. Executive Summary:

District Request:

- Approval of the requested construction funding for the construction of a replacement Mountain View MS facility.

Staff Recommendation:

- Approval of the requested construction funding for the construction of a replacement Mountain View MS facility.

Key Points:

- There were five General Contractors that submitted bids: Waide Construction (selected), Bradbury Stamm Construction, HB Construction, Jaynes Corporation and Weil Construction.
  - Waide construction had the lowest bid of the five General Contractors.
- The bid totaled $44,264,701 or $520.73/SF for replacement facility and renovation of the existing gym. The last three Construction phase funding awards that the PSCOC has approved have come in below $550/SF.
- Mountain View MS is currently served by onsite well that is not capable of providing the pressure and enough water to the new facilities domestic water and fire suppression needs.
- The project totals 85,004 GSF with 10,731 GSF being considered above allowable space and the district's responsibility to fund.
  - Included in the above allowable cost is a domestic water and fire sprinkler pumphouse, that totals 387 SF that will supplement the water pressure from the city's domestic water system.
- The Construction funding request (this request) included three bid lots in addition to the base bid for the replacement school.
  - The three bid lots included in the bid were determined to be above allowable and the district's responsibility to fund. They include bid lots for renovation of the

existing gym, utility work outside of the school property boundary and landscape and irrigation.

- In October 2025, the PSCOC amended the existing Standards-based award by reducing the design capacity (projected enrollment) from 525 to 450 students and allowing the use of the new GSF calculator that allows 74,273 GSF for 450 students which resulted in an increase of 425 GSF from the original award.

Exhibit(s):

A – PSFA Recommendation Report: P20-003 Mountain View Middle School
B – Roswell Independent School District Letter, dated October 16th, 2026
C – General Contractor Price Proposal Form

PSFA Recommendation Report — Out-of-Cycle

Roswell Independent School District Mountain View Middle School (P20-003)	Construction Phase Funding

District Request & Information

- **Approval of the requested Construction phase funding for the construction of a replacement Mountain View MS facility.**

- Superintendent: Brian Luck
- District Representative: Jeremy Sanchez

PSFA Staff Recommendation

- **Approval of the requested Construction phase funding for the construction of a replacement Mountain View MS facility.**

Award Language

- Approval to amend the current 2019-2020 Standards based award language to Roswell Independent School District (RISD) ("District) for Mountain View Middle School (P20-003) to include construction phase funding for the replacement facility for 450 students' grades 6th through 8th in 74,273 gross square foot (GSF), totaling $49,243,097 with a state match of $33,311,736 (68%) and a local match of $15,376,111 (32%).

Potential Award Funding

Request Summary	State Match 68%	Local Match 32%	Total	Above Allowable
Bid Amount	$28,165,646	$13,254,422	$41,420,068	$3,159,372
NMGRT (8.2708%)	$2,329,525	$1,096,246	$3,425,771	$-
Subtotal Bid	$30,495,171	$14,350,668	$44,845,839	$-
Soft Costs (10%)	$2,816,565	$1,325,443	$4,142,008	$-
Total Cost	$33,311,736	$15,676,111	$48,987,847	$-
Local Match Reduction	$-	$-	$-	$-
Advance	$-	$-	$-	$-
Recommended Funding	$33,311,736	$15,676,111	$48,987,847	$-

- Bid Amount:
  - $521 / SF
  - 44,265,701

- Total Project Cost (TPC):
  - $695 / SF
  - $51,646,137

Project Information

Project Information

- PSFA Regional Project Manager: Jim HIll
- Design Professional: Huitt-Zollars Architects
- General Contractor: Waide Construction
    - Other Bids Received: (5 total) Waide Construction, Bradbury Stamm Construction, HB Construction, Jaynes Corporation and Weil Construction.

Scope of Work

- Full replacement of facility
- Design capacity: 450 students
- Current enrollment: 414 students
- Maximum allowable GSF: 74,660
- Above allowable SF: 10,344

Phasing

- Complete: Design
- Current Request: Construction Phase Funding

Award History

Original Award

- October 2019
- Standards-based Award: Full replacement
- Ranking: 3
- wNMCI: 63.15%
- Original Award Language:
    - Planning and design, beginning with an educational specification, for renovation/replacement of the existing facility to the maximum gross square footage pursuant to the Adequacy Planning Guide, for a design capacity for 525 students, grades 6-8.
- Estimated MACC: $252 / SF
- Estimated Total Project Cost: $26,582,892

Out-of-Cycle Award

- October 2025
- Award Language Change - Decreased design capacity and use of new maximum allowable GSF Calculator
- Award Language:
    - Council approval to amend the current 2019-2020 Standards-based award language to Roswell Independent School District (RISD) for Mountain View Middle School (P20-003) to reduce the awarded design capacity from the current 525 to 450 students (decrease of 75), grades 6 - 8, and increase the maximum allowable gross square footage (GSF) from 73,848 GSF to 74,273 GSF per the new calculator (a 425 GSF increase).

District Financial Information

State / Local Match

- Local match: 32%
- State match: 68%
- The district does have adequate funds to accommodate the local share of this project.

Bond Information

- GO Bond:
  - Current: November 2023 for $18 million
  - Future: November 2027 for $30 million
- Bonding Capacity: $78,582,899 as of April 2025
- Available Capacity: $48,807,899 as of April 2025
- Bond Sale:
  - Current: May 2025 for $9 million
  - Future: December 2026 or January 2027 for $9 million
- Mill Levy: 7.84
  - Source: RBC Capital Markets

- SB-9: $1,074,516.73
- HB-33: N/A
- Cash Balance: Not Reported
- Operational: $19,491,077.46

Project Funding

- Sources: GO Bond (Source 31100)

Maintenance Summary

Roswell Independent School District does **meet all statutory requirements** (as of October 21, 2026).

Preventive Maintenance Plan

- Current - last updated May 8, 2026 (annual update required; 6.27.3.11 NMAC).
- Plan was rated outstanding.

Quarterly Facility Information Maintenance System Proficiency Reports

- The district is a outstanding user of 3 of the 3 State provided resources.
- PM Completion Rate (goal: 90%): 97.96% performance rating.

Facility Maintenance Assessment Report (FMAR)

- District FMAR average is **84.34%**, (70% recommended)
- The district is maintaining its assets and facility conditions to a good level, currently above the state average of 76.6% (FMAR 4th Cycle final).

Staff Recommendations

- Continue their diligence towards improved core maintenance to 90% outstanding rating.
- Continue efforts to use the state provided FIMS, maintenance management work order system.

Respond to any subsequent FMARs through the 60-day response process supporting quality facility conditions addressing all deficiencies

Historic and Current PSCOC Funded Projects

Current active projects: 3
Historic projects: 109

Fiscal Year Funded	Facility Name	Project Type	PSCOC Funding
Current Projects			
2019-2020	Mountain View MS	Standards-Based	$ 1,807,637
	Washington Ave. ES	Standards-Based	$ 51,000
2018-2019	Nancy Lopez ES	Standards-Based	$ 20,355,298
		Total Funding	**$ 22,213,935**
		Historic Total Project Funding (1993-2026)	**$ 158,298,691**

Site Plan / Renderings



Exhibit B

Office of Construction

PO Box 1437 300 North Kentucky Roswell, New Mexico 88201
Telephone: 575 637-3319 FAX: 575 627-2512

Excellence in Education
Success in Society

October 16, 2026

RE: Mountain View Middle School (P20-003) Construction Funding

Mr. Marcos Trujillo
Executive Director
New Mexico Public School Facilities Authority
1312 Basehart Road SE
Albuquerque, NM 87106

Dear Director Trujillo,

On behalf of Roswell Independent School District, I respectfully submit a request for funding approval for the construction phase of Mountain View Middle School (project P20-003) at the PSCOC meeting scheduled for November 18, 2026. With this request, RISD will complete the improvements and sitework that we have collaboratively worked through with PSFA and the design team. The long and complicated design process over the last few years has been one of the most difficult projects RISD has ever undertaken due to a variety of utility, access, and land complications.

Since we began the design process, the district received a land donation of 5-acres by a Roswell community member that launched the project into a great design success; we expect it will become a reality at the culmination of the construction phase.

Based on the competitive contractor selection process, we are happy to submit the RFP committee's recommendation of Waide Construction Company (WCC) as the general contractor. WCC has successfully built 4 PSCOC-funded schools in Roswell since 2015 (Parkview Early Literacy, Del Norte ES, Mesa Middle, and Nancy Lopez ES). The price WCC submitted via RFP# 27-05 includes a base bid amount of $46,950,675.31 (to be shared by PSFA and RISD), as well as Bid Lots 1-3 in the amount of $1,402,857.18 (100% funded by RISD as work outside the award limitations). We plan to utilize contingency savings from our phase 1 design budget to offset some of the soft costs we anticipate in phase 2. Roswell ISD remains committed to another successful capital outlay partnership with PSFA and the PSCOC.

Sincerely,

Jeremy Sánchez, CCCA
Construction Coordinator
Roswell Independent School District


312 E MOUNTAIN VIEW RD



Exhibit C

BID FORM (Lump Sum or Unit Price)

BIDDER'S Name and Address:
Waide Construction Company, Inc.
5302 North Main Street
Roswell, NM 88201
PO Box 2165

Telephone: 575-623-9555
Fax: 575-623-9694
Federal Tax ID #: 85-0229698
New Mexico Tax ID #: 01801429001
CID License # 10800

PROJECT NO: P20-003

PROJECT NAME: New Mountain View Middle School

PROJECT NO.: P20-003

LOCATION: Roswell, NM

This Bid is submitted to Owner:

ROSWELL INDEPENDENT SCHOOL DISTRICT
300 N. KENTUCKY AVE., STE. 201
ROSWELL, NEW MEXICO, 88201
Phone (575) 627-2528

In collaboration with Co-Owner:

Public School Capital Outlay
PUBLIC SCHOOL FACILITIES AUTHORITY
1312 Basehart Road, SE
Suite 200
Albuquerque, NM 87106
Phone (505) 843-6272

1. The undersigned Bidder proposes and agrees, if this Bid is accepted, to enter into an agreement with the Owner in the form included in the Bidding Documents to perform and furnish all Work as specified or indicated in the Bidding Documents for the Contract Price and within the Contract Time indicated in this Bid and in accordance with the other terms and conditions of the Contract Documents.

2. The Bidder accepts all of the terms and conditions of the Invitation for Bid and Instructions to Bidders, including without limitation those dealing with the disposition of bid security and other Bidding Documents. This Bid will remain subject to acceptance for forty-five (60) days after the day of Bid opening. The Bidder shall sign and submit the Agreement between Owner and Contractor (hereinafter called Agreement) with the Bonds and other documents required by the Bidding Requirements within fifteen (15) days after the date of the Owner's Notice of Award.

3. The Contractor shall include the following cash allowances in his Bid:

A.	for	Waste water/septic system per Add 06	(page add. 6	of Specs)	$1,000,000.00
B.	for		(page	of Specs)	$
C.	for		(page	of Specs)	$
D.	for		(page	of Specs)	$
E.	for		(page	of Specs)	$

4. In submitting this Bid, the Bidder represents, as more fully set forth in the Agreement, that:

A. the Bidder has examined copies of all the Bidding Documents and of the following Addenda (receipt of all of which is hereby acknowledged):

No. 1 Title: Addendum 1 Date: 8-10-26
No. 2 Title: Addendum 2 Date: 8-13-26
No. 3 Title: Addendum 3 Date: 8-19-26
No. 4 Title: Addendum 4 Date: 8-28-26
No. 5 Title: Addendum 5 Date: 9-3-26
No. 6 Title: Addendum 6 Date: 9-22-26

B. the Bidder has familiarized himself with the nature and extent of the Bidding Documents, Work, site, locality, and all local conditions, laws, and regulations that in any manner may affect cost, progress, performance, or furnishing of the Work;

C. the Bidder has carefully studied all reports and drawings of subsurface conditions which are identified in the Information Available to Bidders and accepts the determination set forth in the Information Available to Bidders of the extent of the technical data contained in such reports and drawings upon which the Bidder is entitled to rely;

D. the Bidder has correlated the results of all such observations, examinations, investigations, explorations, tests, reports, and studies with the terms and conditions of the Bidding Documents;

E. the Bidder has given the Design Professional written notice of all conflicts, errors, and discrepancies that he has discovered in the Bidding Documents, and the written resolution thereof by the Design Professional is acceptable to the Bidder;

F. this Bid is genuine and not made in the interest of or on behalf of any undisclosed person, firm, or corporation and is not submitted in conformity with any agreement or rules of any group, association, organization, or corporation; the Bidder has not directly or indirectly induced or solicited any other Bidder to submit a false or sham Bid; the Bidder has not solicited or induced any person, firm, or corporation to refrain from bidding; and the Bidder has not sought by collusion to obtain for himself any advantage over any other Bidder or over the Owner;

G. the Bidder acknowledges that he has attended any mandatory pre-bid conference scheduled by the Owner or the Design Professional pertaining to this project;

H. the Bidder agrees to show clearly on the envelope in which the Bid is submitted the Project Name and Number, and Invitation to Bid Number; and,

I. the Bidder will complete the Work for the following price(s) **(<u>do not</u> include any gross receipts tax in the price(s)).**

5. Bids shall be presented in the form of a total Base Bid proposal under a Lump Sum Contract plus additive alternates that are selected by the Owner. A bid must be submitted on all bid items and alternates; segregated bids will not be selected by the Owner.

(Design Professional to strike out subsection not applicable.)

A. LUMP SUM PRICE (please use typewriter or print legibly in ink) Base Bid (use words):

forty three million three hundred sixty four thousand one hundred sixteen dollars and no cents

($43,364,116.00)

Bid Lot 1 – SEE DRAWINGS FOR DESCRIPTION

nine hundred and one thousand five hundred eighty five dollars and not cents

($ 901,585.00)

Bid Lot 2 - SEE DRAWINGS FOR DESCRIPTION

eighty nine thousand seven hundred thrirty eight dollars and no cents

($ 89,738.00)

Bid Lot 3 SEE DRAWINGS FOR DESCRIPTION

three hundred four thousand three hundred seventy dollars and no cents

($ 304,370.00)

ALLOWANCE:

Include a Cash Allowance of $1,000,000 for the design, permitting, and installation of the onsite wastewater treatment and septic system. The allowance shall include all engineering, regulatory approvals, tanks, treatment equipment, pumps, controls, disposal fields, excavation, testing, and all work required to provide a complete and operational system. The Contractor shall obtain all permits and approvals necessary for the work, including any applicable discharge permit and approvals from the New Mexico Environment Department.

All specific cash allowances are included in the price(s) set forth above.

If the required quantities of the items listed below are increased or decreased by Change Order, the adjustment unit prices set forth below shall apply to such increased or decreased quantities:

ITEM

UNIT PRICE (in words)

Twenty eight thousand two hundred sixty dollars and no cents

($28,260.00)

6. The Bidder agrees that:

A. The Work to be performed under this Contract shall be commenced not later than ten (10) consecutive days after the date of written Notice to Proceed, and that Substantial Completion shall be achieved not later

than days after the date of written Notice to Proceed, except as hereafter extended by valid written Change Order by the Owner.

B. Should the Contractor neglect, refuse, or otherwise fail to complete the Work within the time specified, the Contractor agrees to pay to the Owner in partial consideration for the award of this Contract the amount of One-thousand Dollars ($1,000) per consecutive day, not as a penalty, but as liquidated damages for such breach of the Contract.

C. The above prices shall include all labor, materials, removal, overhead, profit, insurance, taxes **(not including gross receipts tax),** etc., to cover the finished work of the several kinds called for. Changes shall be processed in accordance with the Contract Documents.

D. It is understood that the Owner reserves the right to reject any or all Bids and to waive any technical irregularities in the bidding.

7. The following documents are attached to and made a condition of this Bid:
- **A.** Bid Security with Agent's Affidavit;
- **B.** Subcontractors Listing; and,
- **C.** Other (list):

8. The terms used in this Bid and the Bidding and Contract Documents which are defined in the Conditions of the Construction Contract (General, Supplementary, and Other Conditions), included as part of the Bidding Documents, have the meanings assigned to them in those Conditions.

9. The Bidder is a(n):

A. INDIVIDUAL;

By: _____
(Individual's Signature)
Doing business as: _____
Business address: _____
_____
_____

Telephone: (____) _____

FAX: (____) _____

B. PARTNERSHIP:

By: _____
(Firm Name)
_____
(General Partner's Signature)
Business address: _____
_____
_____

Telephone: (____) _____

FAX: (____) _____

C. CORPORATION:

Corporation Name: Waide Construction Company, Inc.

State of Incorporation: New Mexico

By Matthew Roehlk Title: Vice President
(Print Name of Person Authorized to Sign)

* matthew roehlk
Signature of Authorized Person

If a New Mexico Corporation: 0801654
NM Certificate of Incorporation Number

If a Foreign Corporation: _____
NM Certificate of Authority Number

Attest (Secretary): _____

Business address _____
5302 North Main Street, Roswell, New Mexico 88201

Telephone: (575) 623-9555

FAX: (575) 623-9694

CORPORATE SEAL HERE

or,

D. JOINT VENTURE:

By _____
(Name)

Address: _____

Telephone: (____) _____

FAX: (____) _____

I. K24-001 Cuba ES (Cuba) - Construction Funding Request

II. Presenter(s): Daniel Juarez, Senior Project Manager

III. Potential Motion:

Council approval to amend the current 2023-2024 Pre-Kindergarten-based award to Cuba Independent School District (CISD)("District) for Cuba Elementary School to include construction phase funding for the renovation of and addition to Cuba ES totaling $2,334,143 with a state match of $1,517,193 (65%) and a local match of $816,950 (35%).

IV. Executive Summary:

District Request:

- Approval of the requested construction funding for the renovation of an existing pre-K classroom and the construction of two new pre-K classrooms.

Staff Recommendation:

- Approval of the requested construction funding for the renovation of an existing pre-K classroom and the construction of two new pre-K classrooms.

Key Points:

- In October 2023, the PSCOC awarded Planning and Design funding for a one to two classroom addition and renovate the existing pre-K classroom/ restrooms at Cuba ES.
    - In June 2026, the PSCOC approved an 843 GSF increase for a total of 3,994 GSF for the renovation of an existing classroom and restroom and the construction of two classrooms and restrooms.
    - In August 2026, the district requested approval from the PSFA Executive Director and Chief Financial Officer to use a Cooperative purchasing service/agreement in lieu of a Request for Proposals (RFP's) procurement method due to the district historically receiving only one response to construction RFPs.
- The cost per square foot is $495/sf, which includes both the cost of the renovation and new construction work.
- The district currently has 18 pre-kindergarten students enrolled.
    - The district has historically averaged 30-40 pre-kindergarten students.
    - Previously pre-K classes were held in two portables but due to the condition those portables the district no longer utilizes those portables.
    - The condition of the portables prevents the district from enrolling more than 18 pre-K students.

Exhibit(s):
A – PSFA Recommendation Report: K24-001 Cuba Elementary School
B – Cuba Independent School District Letter, dated October 20th, 2026
C – General Contractor price proposal

PSFA Recommendation Report — Out-of-Cycle

Cuba Independent School District Cuba Elementary School (K24-001)	Construction Phase Funding

District Request & Information

- **Approval of the requested construction funding for the renovation of an existing pre-K classroom and the construction of two new pre-K classrooms.**
- Superintendent and District Representative: Rhiannon Chavez

PSFA Staff Recommendation

- **Approval of the requested construction funding for the renovation of an existing pre-K classroom and the construction of two new pre-K classrooms.**

Award Language

- Approval to amend the current 2023-2024 Pre-Kindergarten-based award to Cuba Independent School District (CISD)("District) for Cuba Elementary School to include construction phase funding for the renovation of and addition to Cuba ES totaling $2,334,143 with a state match of $1,517,193 (65%) and a local match of $816,950 (35%).

Potential Award Funding

Request Summary	State Match 65%	Local Match 35%	Total	Above Allowable
Bid Amount	$1,285,076	$691,964	$1,977,040	$-
NMGRT (8.0625%)	$103,610	$55,789	$159,399	$-
Soft Costs (10%)	$1,388,686	$747,753	$2,136,439	$-
Total Cost	$128,507	$69,197	$197,704	$-
Local Match Reduction	$1,517,193	$816,950	$2,334,143	$-
Advance	$-	$-	$-	$-
Recommended Funding	$-	$-	$-	$-

- Bid Amount:
  - $495 / SF
  - $1,977,040
- Total Project Cost (TPC):
  - $632 / SF
  - $2,525,364

Project Information

Project Information

- PSFA Regional Project Manager: Rancie Hood & Michael Flores
- Design Professional: Living Design Group Architects
- General Contractor: R & M Construction
    - Other Bids Received: (1 total) R & M Construction

Scope of Work

- Renovation of existing Pre-K classroom and Construction of two new Pre-K classrooms
- Design capacity: N/A
- Current enrollment: 255 students (SY25-2026)
- Maximum allowable GSF: 3,994
- Above allowable SF: 0

Phasing

- Complete: Design
- Current Request: Construction Phase Funding

Award History

Original Award

- October 2023
- Pre-kindergaten Award: Renovation and New Construction
- Ranking: 6
- wNMCI: 59.34%
- Original Award Language:
    - Council approval of a Pre-K Capital Outlay Award to (Cuba) Cuba Elementary School:
        - Phase 1: total amount of $191,221, state match of $124,294 (65%), and a district match of $66,927 (35%). Per SB131, ½ reduction for Pre-K facilities.
        - Phase 1: planning and design phase funding for a one to two classroom addition and to renovate the existing Pre-K classroom and restrooms at Cuba Elementary School (pursuant to the Adequacy Planning Guide).
        - Base bid design to include one classroom, with bid options for a second classroom.
        - Prior to construction funding request, district shall demonstrate need and demand for second classroom for 3Y and 4Y programs. PSFA shall verify the project's enrollment projection and gross square footage.
        - Each allocation is intended to fully complete the project, phase or specified purpose. Upon completion of this awarded phase of work, including conformance with all contingencies, out-of-cycle funding for future phases of work may be considered at any upcoming regularly scheduled PSCOC meeting.
- Estimated MACC: $607 / SF
- Estimated Total Project Cost: $1,912,214

Out-of-Cycle Award

- June 2026
- Award Language Change – Gross Square Footage Increase
- Award Language:
    - Council approval to amend the current 2023-2024 Pre-kindergarten based award language to Cuba Independent School District ("District) (CISD) for Cuba Elementary School (K24-001) to include an increase in the maximum allowable gross square footage (GSF) from 3,151 to 3,994 (an 843 GSF increase).

District Financial Information

State / Local Match

- Local match: 35%
- State match: 65%
- The district does have adequate funds to accommodate the local share of this project.

Bond Information

- GO Bond:
  - Current: November 2025 for $6,700,000
  - Future: November 2029 for $6,700,000
- Bonding Capacity: $12,547,357
- Available Capacity: $4,617,357
- Bond Sale:
  - Current: September 2026 for $3,350,000
  - Future: 2028 for $3,350,000

- SB-9: $130,420
- HB-33: N/A
- Cash Balance: $3,009,041
- Operational: $216,601
- Mill Levy: 12.326
  - Source: RBC Capital Markets

Project Funding

- Sources: GO Bond (Source 31100)

Maintenance Summary

Cuba Independent School District does **meet all statutory requirements** (as of October 21, 2026).

Preventive Maintenance Plan

- Current - last updated April 1,2026 (annual update required; 6.27.3.11 NMAC).
- Plan is rated outstanding.

Quarterly Facility Information Maintenance System Proficiency Reports

- The district is a satisfactory user of 1 of the 3 State provided resources.
- PM Completion Rate (goal: 90%): 0.0% performance rating.

Facility Maintenance Assessment Report (FMAR)

- District FMAR average is 76.53**%**, (70% recommended)
- The district is maintaining its assets and facility conditions to a good level, currently at the state average of 76.6% (FMAR 4th Cycle).

Staff Recommendations

- Continue their diligence towards improved core maintenance to 80% good rating.
- Continue training efforts towards using the state provided FIMS, Maintenance Direct work order module. The district is starting to use the State provided FIMS.
- Respond to subsequent FMARs through the 60-day response process supporting quality facility conditions addressing all deficiencies.

Historic and Current PSCOC Funded Projects

Current active projects: 1
Historic projects: 22

Fiscal Year Funded	Facility Name	Project Type	PSCOC Funding
Current Project			
2023-2024	Cuba ES	Pre-Kindergarten	$ 124,294
		Total Funding	**$ 124,294**
		Historic Total Project Funding (1997-2026)	**$ 55,295,928**

Site Plan / Renderings



BOARD OF EDUCATION
TAYLOR PINTO, President
JAMES D. CASÁUS, Vice-President
VIVIAN KEETSO, Board Secretary
ELIZABETH MARTIN, Board Member
DR. ADÁN DELGADO, Board Member

ADMINISTRATION
RHIANNON CHAVEZ, Superintendent
JUDY ATENCIO, Assistant Superintendent
OLIVIA CASAUS, Elementary School Principal
ROBERT VALDEZ, Middle School Principal
GILBERT DOMINGUEZ, High School Principal

October 20, 2026

Public School Capital Outlay Council
State of New Mexico
Jerry Apodaca Education Building
300 Don Gaspar Avenue
Santa Fe, New Mexico 87501

RE: Request for Placement on PSCOC Agenda to Request Construction Funding for Project K24-001, Cuba Elementary School Pre-K Classroom Addition

Dear Members of the Public School Capital Outlay Council:

Cuba Independent School District (CISD) would like to express our sincere appreciation to the Public School Capital Outlay Council (PSCOC) for your continued support and commitment to providing safe, appropriate, and high-quality educational facilities for New Mexico students.

We respectfully request to be placed on the agenda for the November 2026 PSCOC meeting to present our request for construction funding in the amount of **$2,136,438.42 for Project K24-001**, which includes the addition of two new Pre-K classrooms at Cuba Elementary School.

This project will provide much-needed instructional space specifically designed to meet the developmental and educational needs of our youngest learners. The addition of these classrooms will strengthen our early childhood education program, expand access to quality Pre-K instruction, and provide students with a strong foundation for future academic success.

As a small, rural district serving students across a large geographic area, including the Village of Cuba, La Jara, Regina, and three Navajo Nation Chapters, CISD remains committed to providing equitable educational opportunities for all students. Expanding our Pre-K facilities represents an important investment in meeting the educational needs of the families and communities we serve.

Thank you for your time, consideration, and continued investment in the students and communities of Cuba Independent School District.

Sincerely,

Rhiannon Chavez
Cuba ISD Superintendent

P.O. Box 70, Cuba, NM 87013 | (575) 289-3211 | Fax (575) 289-3314
www.cuba.k12.nm.us

Cuba Independent School District does not discriminate on the basis of race, religion, color, national origin or ancestry, sex, gender identity, sexual orientation, age, marital or veteran status or disability in any educational programs, activities or employment. Cuba Independent School District also prohibits the use of racial, ethnic, and/or sexual slurs, including sexual harassment. If you are an individual with a disability who is in need of a reader, amplifier, qualified sign language interpreter, or any other form of auxiliary aid or service to attend or participate in a school meeting or hearing, or if you wish to receive assistance or information regarding student grievances, language translations of District policy, Section 504 or Title IX, please contact the Superintendent's Office at least one week prior to the meeting or as soon as possible. The district Title IX Officer may be contacted at the address or phone number listed above. For concerns at the school level, Elementary – Ext. 400, Middle School – Ext. 300, or High School – Ext. 200.

Exhibit C

CONTINUATION SHEET

AIA DOCUMENT G703

AIA Document G702, APPLICATION AND CERTIFICATION FOR PAYMENT, containing Contractor's signed certification is attached.

APPLICATION NO:
APPLICATION DATE:

A	B	C	D	E	F	G	H	I
ITEM NO.	DESCRIPTION OF WORK	SCHEDULED VALUE	WORK COMPLETED FROM PREVIOUS APPLICATION	WORK COMPLETED THIS PERIOD	MATERIALS PRESENTLY STORED	TOTAL COMPLETED AND STORED	% (G ÷ C)	BALANCE TO FINISH (C - G)
1	General Conditions	$235,000.00						
2	Materials Testing	$19,000.00						
3	Survey Staking	$5,000.00						
4	Payment and Performance Bond	$45,000.00						
5	State Permit	$2,500.00						
6	Superintendent	$65,000.00						
7	Project Manager	$45,000.00						
8	Fuel	$20,000.00						
9	Special Inspections	$5,000.00						
10	Demolition	$25,000.00						
11	Dumpster	$10,000.00						
12	Portable Toilet	$2,500.00						
13	Shoring	$5,000.00						
14	Overexcavation Earthwork	$47,250.00						
14	Cast in Place Concrete Foundation/Retaining W	$218,430.00						
15	Pipe and Gravel Drainage at Retaining Wall	$5,000.00						
16	Masonry Block	$61,050.00						
17	Rebar for Masonry	$6,500.00						
18	Structural & Misc Steel/Joists/Metal Decking	$120,000.00						
19	Metal Stud Framing/Drywall/Exterior Sheeting	$112,098.00						
20	Casework	$118,675.00						
21	Thermal Insulation	$7,200.00						
22	Roofing	$72,000.00						
23	Snow Stops	$8,500.00						
24	Joint Sealants	$5,000.00						
25	HM Frames, Doors, Wood Doors, Hrdwr	$16,657.00						
26	Aluminum Frame Entrances & Strfrnts	$56,737.00						
27	Sliding Window	$2,700.00						
28	3 Coat Stucco/Rigid Siding	$90,310.00						
29	Acoustic Ceiling	$13,600.00						
30	Flooring LVT/Carpet/Basecove	$33,633.73						
31	Painting	$24,800.00						
32	Fire Extinguishers & Cabinets	$450.00						
33	Plumbing /HVAC/Sewer/Gas/Roof Drains	$218,700.00						
34	Electrical/Lighting/Fire Alarm	$229,565.00						
36	CES Fee	$24,183.87						
37	**Subtotal:**	$1,977,039.60						
38	**8.0625% NMGRT**	$159,398.82						
39	**GRAND TOTALS**	$2,136,438.42						

I. S26-014 Chaparral ES (Deming) – Award Language Change

II. Presenter(s): Daniel Juarez, Senior Project Manager

III. Potential Motion:

Council approval of a technical correction to the previously approved 2025-2026 System's based award language to Deming Public Schools ("District") for Chaparral Elementary School to include an additional 9,816 Gross Square Foot (GSF) for a total of 58,000 GSF for the coating of the existing roof.

IV. Executive Summary:

District Request:

- Adjust the awarded GSF from 48,184 to 58,000 a 9,816 GSF increase.

Staff Recommendation:

- Adjust the awarded GSF from 48,184 to 58,000 a 9,816 GSF increase.

Key Points:

- In June/July 2026 the PSCOC approved a two-phase (Design then Construction) Systems-based award that included Design phase funding totaling $173,463 for the roof replacement.
  - In July 2026, the PSCOC approved a technical correction that amended the award language to include a single-phase Construction funding award and construction phase funding totaling $315,245.
- The district has indicated that it does not want to replace the roof currently as they are;
  - Considering replacing the Chaparral ES facility in the next couple of years.
  - Do not want to spend millions of dollars on a replacement roof that will eventually be torn down before the roof's expected life span has expired.
- Upon further discussion with the district, it was determined that the original award;
  - Did not include 9,816 GSF for the overhangs of the building which are non-occupiable spaces and located on all sides of the building and serve the purpose of protecting students, visitors and the entrances to building from the weather.
- The Facilities Assessment Database does not capture/ record square footage associated with the roof overhangs as they are considered non-occupiable space that is not heated or cooled.

Exhibit(s):

A – PSFA Recommendation Report: S26-014 Chaparral Elementary School
B – Deming Public Schools District Letter, dated October 16th, 2026

PSFA Recommendation Report — Out-of-Cycle

Deming Public Schools Chaparral Elementary School (S26-014)	Award Language Change

District Request & Information

- **Adjust the awarded GSF from 48,184 to 58,000 a 9,816 GSF increase.**

- Superintendent: Nicholas Wohlgemuth
- District Representative: Babz Stauffer

PSFA Staff Recommendation

- **Adjust the awarded GSF from 48,184 to 58,000 a 9,816 GSF increase.**

Award Language

- Approval of a technical correction to the previously approved 2025-2026 System's based award language to Deming Public Schools ("District") for Chaparral Elementary School to include an additional 9,816 Gross Square Foot (GSF) for a total of 58,000 GSF for the coating of the existing roof.

Potential Award Funding

Request Summary	State Match 73%	Local Match 27%	Total	Above Allowable
Technical Correction – August 2026	$230,129	$85,116	$315,245	$-
Original Award – June 2026	$126,628	$46,835	$173,463	$-
Total Award	$356,757	$131,951	$488,708	$-

- Bid Amount:
  - $8.58 / SF
  - $413,283

- Total Project Cost (TPC):
  - $10.14 / SF
  - $488,708

Project Information

Project Information

- PSFA Regional Project Manager: Carlos Crosby
- Design Professional: N/A
- General Contractor: J3 Systems
    - Other Bids Received: N/A

Scope of Work

- Building Systems Replacement
- Design capacity: N/A students
- Current enrollment: 397 students
- Maximum allowable GSF: 58,000
- Above allowable SF: TBD

Phasing

- In Process: Award Acceptance Letter
- Current Request: Technical Correction

Award History

Original Award

- June 2026
- Systems-based Award: Building Systems replacement
- Ranking: 184
- wNMCI: 33.74%
- Original Award Language:
    - Council approval of the following Systems-based Capital Outlay Awards;
    - Chaparral Elementary School (ranked #184)
        - Roof – 2 phase
        - Phase 2: Design phase funding
            - State match of $126,628 (73%), local match of $46,835(27%), Totaling $173,462.
        - Phase 3: Out-year Construction
        - Phase 1 Planning and Assessment phase funding not needed.
        - Design funding to complete replacement of the Roof systems, including incidental systems directly related to the work in this award, for total of 48,184 GSF: School Building (1967), Addition (1973) and Addition (2000) only; the Multipurpose Gym (2021) is excluded.
- Estimated MACC: $30 / SF
- Estimated Total Project Cost: $1,734,624

Out-of-Cycle Award

- July 2026
- Technical Correction
- Award Language:
    - Council approval of a technical correction to the previously approved award language to Deming Public Schools ("District") for Chaparral Elementary School to include amending the award language by removing references to a two-phase award and the design phase from the award language and adding a single-phase Construction funding award and construction phase funding totaling $315,245 with a state match of $230,129 (73%) and a local match of $85,116 (27%) to the award language.

District Financial Information

State / Local Match

- Local match: 27%
- State match: 73%
- The district does have adequate funds to accommodate the local share of this project.

Bond Information

- GO Bond:
  - Current: November 2025 for $7,000,000
  - Future: November 2029 for $11,500,000
- Bonding Capacity: $42,549,792
- Available Capacity: $23,269,792
- Bond Sale:
  - Current: September 2026 for $3,000,000
  - Future: March 2027 for $3,500,000
- SB-9: $1,418,326
- HB-33: N/A
- Cash Balance: $1,200,000
- Operational: $29,000,000
- Mill Levy: 16.486
  - 8.231 Residential and 8.255 Non-Residential
  - Source: RBC Capital Markets

Project Funding

- Sources: GO Bond (Source 31100) and SB-9 (Source 31701)

Maintenance Summary

Deming Public Schools does **meet all statutory requirements** (as of June 24, 2026).

Preventive Maintenance Plan

- Current - last updated January 13, 2026 (annual update required; 6.27.3.11 NMAC).
- Plan is rated outstanding.

Quarterly Facility Information Maintenance System Proficiency Reports

- The district is a outstanding user of 3 of the 3 State provided resources.
- PM Completion Rate (goal: 90%): 98.98% performance rating.

Facility Maintenance Assessment Report (FMAR)

- District FMAR average is **82.04%**, (70% recommended)
- The district is maintaining its assets and facility conditions to a good level, currently above the state average of 71.6% (FMAR 3rd Cycle).

Staff Recommendations

- Continue their diligence towards improved core maintenance to 75% satisfactory rating.
- Coordinate training efforts towards using the state provided FIMS, Maintenance Direct work order module.
- Respond to subsequent FMARs through the 60-day response process supporting quality facility conditions addressing all deficiencies.

Historic and Current PSCOC Funded Projects

Current active projects: 4
Historic projects: 49

Fiscal Year Funded	Facility Name	Project Type	PSCOC Funding
Current Projects			
2025-2026	Chaparral ES	Systems-Based	$ 356,757
2023-2024	Columbus ES	Systems-Based	$ 2,596,200
	Memorial ES	Systems-Based	$ 2,036,873
2021-2022	My Little School	Pre-Kindergarten	$ 3,814,718
		Total Funding	**$ 8,804,548**
		Historic Total Project Funding (1993-2026)	**$ 176,120,947**

Exhibit B

DEMING PUBLIC SCHOOLS
Home of the Wildcats...

Nicholas Wohlgemuth, Superintendent
Melanie Rinehart, Chief Academic Officer

Teri Knipps, Deputy Superintendent
Joe Adcock, Chief Finance Officer

To: New Mexico Public Schools Capital Outlay Council
New Mexico Public Schools Facility Authority

10/16/2026

Subject: Deming Public Schools Request for Award Language Change for PSFA Project S26-014

Dear Public School Capital Outlay Council,

It has come to our attention that the square footage of the roof system in the award letter called for a roof coating system for an area of 48,184 SF as is iterated in the FAD for Chaparral ES. The actual SF is 58,000 SF. The delta of 9,816 SF represents roof overhangs included in the coating scope:



Yours Very Truly, Babz Stauffer

Babz Stauffer, GCPM District Construction Project Coordinator, Deming Public Schools.

400 Cody Road – Mailing Address: 1001 South Diamond
Deming, NM 88030 – (575) 546-8841 – Fax (575) 546-8517
Visit us at www.demingps.org

I. S26-023 Demolition (Animas) - Award Language Change

II. Presenter(s): Daniel Juarez, Senior Project Manager

III. Potential Motion:

Council approval to amend the current 2025-2026 Systems-based demolition award to Animas Public Schools (APS)("District) for Animas Elementary School to include a reduction in the scope of the award and funding by removing the north wing of the existing 1977 Addition or "Horseshoe" building from the existing systems-based demolition award for a revised square footage of 24,277 (a 6,469 GSF reduction) and a revised state match of $873,972 (a $232,884 reduction).

IV. Executive Summary:

District Request:

- Reduce the scope and funding of the demolition award by removing the north wing of the existing 1977 Addition or "Horseshoe" building from the demolition award.

Staff Recommendation:

- Reduce the scope and funding of the demolition award by removing the north wing of the existing 1977 addition "Horseshoe" building from the demolition award.

Key Points:

- In June 2026, the PSCOC awarded the district with a systems-based demolition award that included 100% PSCOC funding totaling $1,106,856 for the demolition of the old gym, old Elementary school and the existing 1977 Addition or "Horseshoe" building totaling 30,746 gross square foot (GSF).
- In September 2026, PSFA and the district held the Memorandum of Understanding signing meeting with the MOU being fully executed in early October.
    - The school board determined not to move forward with the demolition of the north wing of the existing 1977 Addition or "Horseshoe" building.
- Currently, PSFA and the district are working with Environment Department to determine whether the district's 2007 hazardous containing material report can be used.
- The district's request to remove the north wing of the existing 1977 Addition or "Horseshoe" building reduces the square footage included in the award from 30,746 to 24,277 a 6,469 GSF reduction and reduces the estimated total project cost from $1,106,856 to $873,972 a $232,884 reduction.

Exhibit(s):

A – PSFA Recommendation Report: S26-023 Animas Demolition
B – Animas Public Schools Letter, dated September 29th, 2026
C – Animas Elementary Site Map

PSFA Recommendation Report — Out-of-Cycle

Animas Public Schools Demolition (S26-023)	Award Language Change

District Request & Information

- **Reduce the scope and funding of the demolition award by removing the north wing of the existing 1977 Addition or "Horseshoe" building from the demolition award.**

- Superintendent and District Representative: Robbi Coker

PSFA Staff Recommendation

- **Reduce the scope and funding of the demolition award by removing the north wing of the existing 1977 Addition or "Horseshoe" building from the demolition award.**

Award Language

- Approval to amend the current 2025-2026 Systems-based demolition award to Animas Public Schools (APS)("District) for Animas Elementary School to include a reduction in the scope of the award and funding by removing the north wing of the existing 1977 Addition or "Horseshoe" building from the existing systems-based demolition award for a revised square footage of 24,277 (a 6,469 GSF reduction) and a revised state match of $873,972 (a $232,884 reduction).

Potential Award Funding

Request Summary	State Match 100%	Local Match 00%	Total	Above Allowable
Original Award (30,746 GSF)	$1,106,856	$-	$1,106,856	$-
District Requested Reduction in Scope	$(232,884)	$-	$(232,884)	$-
Recommended Funding	$873,972	$-	$873,972	$-

- Maximum Allowable Construction Cost (MACC):
  - $30 / SF
  - $922,380
- Total Project Cost (TPC):
  - $36 / SF
  - $9,000,000

Project Information

Project Information

- PSFA Regional Project Manager: Billy Giron
- Design Professional: TBD
- General Contractor: TBD

Scope of Work

- Demolition of unused facilities
- Design capacity: N/A
- Current enrollment: N/A
- Maximum allowable GSF: 30,746
- Above allowable SF: N/A

Phasing

- Complete: Original Award - Memorandum of Understanding
- Current Request: Award Language Change

Award History

Original Award

- June 2026
- Systems-based Award: Demolition Award
- Ranking: N/A
- wNMCI: N/A
- Original Award Language:
    - Council approval of the following capital outlay awards for school facility demolition projects, as detailed in Exhibit A (FY26 PSCOC Capital Funding Awards - Demolition Projects).
        - 1. Animas
        - Old Gym, Old Elementary School Buildings, and Horseshoe Building.
        - State match of $1,106,856, local match of $0.
        - The allocations identified herein are intended to fully fund completion of the approved projects, phases, or specified purposes.
        - For two-phase projects, upon completion of the awarded phase of work and satisfaction of all contingencies, out-of-cycle funding for subsequent phases may be considered at a future regularly scheduled PSCOC meeting.
- Estimated MACC: $30 / SF
- Estimated Total Project Cost: $1,1,06,856

District Financial Information

State / Local Match

- Local match: 00%
- State match: 100%
- The district does have adequate funds to accommodate the local share of this project.

Bond Information

- GO Bond:
    - Current November 2025 failed
    - Future: November 2027 amount to be determined
- Bonding Capacity: $2,611,094
- Available Capacity: $2,611,094
- Bond Sale: April 2024 for $1.2M
    - Current: N/A
    - Future: N/A

- SB-9: $84,577
- HB-33: N/A
- Cash Balance: $381,366
- Operational: $917,747

- Mill Levy: 2.5
    - Source: RBC Capital Markets

Maintenance Summary

Animas Public Schools does **meet all statutory requirements** (as of October 21, 2026).

Preventive Maintenance Plan

- Current - last updated October 28,2025 (annual update required; 6.27.3.11 NMAC).
- Plan is rated outstanding.

Quarterly Facility Information Maintenance System Proficiency Reports

- The district is a satisfactory user of 2 of the 3 State provided resources.
- PM Completion Rate (goal: 90%): 31.25% performance rating.

Facility Maintenance Assessment Report (FMAR)

- District FMAR average is 74.42**%**, (70% recommended)
- The district is maintaining its assets and facility conditions to a satisfactory level, currently below the state average of 76.6% (FMAR 4th Cycle).

Staff Recommendations

- Continue their diligence towards improved core maintenance to 80% good rating.
- Coordinate training efforts towards using the state provided FIMS, Maintenance Direct work order module.
- Respond to subsequent FMARs through the 60-day response process supporting quality facility conditions addressing all deficiencies.

Historic and Current PSCOC Funded Projects

Current active projects: 3
Historic projects: 17

Fiscal Year Funded	Facility Name	Project Type	PSCOC Funding
Current Projects			
2025-2026	Animas MS/HS	Systems-Based	$ 252,885
	Animas ES	Systems-Based	$ 506,797
	District Wide	Systems-Based	$ 1,106,856
		Total Funding	**$ 1,866,538**
		Historic Total Project Funding (1992-2026)	**$ 12,710,958**

ANIMAS
PUBLIC SCHOOLS
P.O. BOX 85 • 1 PANTHER DR.
ANIMAS, NEW MEXICO 88020
575-548-2299
www.animask12.net

September 29, 2026

Public School Capital Outlay Council
Attn: Marcos B. Trujillo, Executive Director
New Mexico Public School Facilities Authority

RE: Request for Reduction in Scope and Funding – Animas Public Schools Demolition Project

Dear Members of the Public School Capital Outlay Council and Executive Director Trujillo:

On behalf of Animas Public Schools, I am writing to formally request a reduction in the scope and associated funding of the District's demolition project to allow the north wing of the existing "Horseshoe" building to remain in place rather than be demolished as currently planned.

This project has been under consideration and development for several years. As the project has moved toward final implementation, the Animas Public Schools Board of Education has carefully considered the long-term needs of the District, the condition and usefulness of the existing facilities, and the importance these facilities hold for our community.

At its September 21, 2026 meeting, the Board discussed the project in detail and determined that retaining the north wing of the Horseshoe is in the best interest of the District and community. In addition to preserving a meaningful portion of the existing campus, retaining this area provides continued functional space for the District. The space can assist with long-term storage needs.

The District remains committed to moving forward with the overall demolition project and appreciates the investment and partnership of PSCOC and PSFA in addressing our aging facilities. This request is intended only to modify the project scope by removing the north wing of the Horseshoe from demolition and to reduce the project funding accordingly based on the revised scope.

Animas Public Schools respectfully requests that PSCOC consider and approve this modification at its November 2026 meeting. The District is prepared to work with PSFA staff to determine the appropriate revised scope, project budget, and any corresponding amendments necessary to implement this change.

We appreciate PSCOC and PSFA's continued partnership with Animas Public Schools and your consideration of the Board's request.

Sincerely,

Robbi Coker
Superintendent


Exhibit C
DEMO
Old Gym
North Part of Horseshoe
KEEP - DO NOT DEMO
DEMO
South Part of Horseshoe
DEMO
DEMO
Old Elem bldgs
DEMO

I. Recertification of SSTBs

II. Presenter(s): Matthew Schimmel, Chief Financial Officer

III. Potential Motion:

Council approval to adopt the Resolution, Notification, Certification, and Reconciliation of unexpended bond proceeds as follows:

- **SSTB24SD 0001** – Certifying the net amount of **$2,478,557** to be used for the PSCOC projects.
- **SSTB25SB 0001** – Decertifying the net amount of **($183,534.27)** to be used for other PSCOC projects.
- **SSTB25SD 0001** – Certifying the net amount of **$4,956,171** to be used for the PSCOC projects.
- **SSTB26SB 0001** – Decertifying the net amount of **($256,534)** to be used for other PSCOC projects.

IV. Executive Summary:

Key Points:
The following recertifications of SSTBs are based on adjustments and awards:

SSTB24SD 0001 – Certifying the net amount of **$2,478,557**

Row Labels	Sum of Certifying	Sum of Decertifying
P20-003 Roswell - Mountain View	$2,478,557	
Grand Total	**$2,478,557**	

SSTB25SB 0001 – Decertifying the net amount of **($183,534.27)**

Row Labels	Sum of Certifying	Sum of Decertifying
FY26 PSFA Operating Budget		$ 183,534.27
Grand Total		**$ 183,534.27**

SSTB25SD 0001 – Certifying the net amount of **$4,956,171**

Row Labels	Sum of Certifying	Sum of Decertifying
K24-001 Cuba ES	$ 1,517,193	
S21-001 Tombaugh ES Las Cruces	$3,438,978	
Grand Total	**$ 4,956,171**	

SSTB26SB 0001 – Decertifying the net amount of **($256,534)**

Row Labels	Sum of Certifying	Sum of Decertifying
P26-005 Las Cruces - Mayfield HS (K3364)		$ 23,650
S26-023 Animas – Demolition (K3400)		$ 232,884
Grand Total		**$ 256,534**

Exhibit(s):

A- Resolution and Worksheet SSTB24SD 0001
B- Resolution and Worksheet SSTB25SB 0001
C- Resolution and Worksheet SSTB25SD 0001
D- Resolution and Worksheet SSTB26SB 0001

Exhibit A

STATE OF NEW MEXICO
Public School Capital Outlay Council

RESOLUTION, NOTIFICATION AND CERTIFICATION

WHEREAS, money from the proceeds of severance tax bonds and supplemental severance tax bonds ("Bonds") authorized pursuant to Sections 7-27-12.2 NMSA 1978 (the "Act"), is needed for the purpose of carrying out the provisions of the Public School Capital Outlay Act;

WHEREAS, the State Secretary of Public Education has certified that proceeds from the sale of the Bonds is necessary to make the distributions in the current fiscal year pursuant to Section 22-25-9 NMSA 1978 for the purpose of carrying out the provisions of the Public School Capital Improvements Act;

WHEREAS, money from the proceeds of the sale of the Bonds authorized in the Act is needed to make awards and expenditures pursuant to Section 22-24-4 & 22-24-5 NMSA 1978 for capital project grant assistance, lease payment assistance and related uses pursuant to the Public School Capital Outlay Act and;

WHEREAS, at its meeting on November 23, 2026, the Council adopted the resolution and certification set forth below:

NOW, THEREFORE, BE IT RESOLVED AND CERTIFIED THAT:

1. Exhibit A to the Resolution, Notification and Certification dated December 16, 2024 is amended to reauthorize two million four hundred seventy eight thousand five hundred fifty seven dollars ($2,478,557) per the attached SSTB24SD 0001 Reconciliation worksheet for the following projects:

    a) P20-003 Roswell - Mountain View $ 2,478,557

2. Eight million fifty seven thousand four hundred fifty three dollars ($8,057,453) remains uncommitted.

Dated: November 23, 2026

PUBLIC SCHOOL CAPITAL OUTLAY COUNCIL

By: _____
Joe Guillen, Chair PSCOC

SSTB24SD-0001 Reconciliation Worksheet

A09 - SSTB24SD 0001

November 23, 2026

	A-Code	Description	Previously Certified	Pending Certification	Certified	Actual Budget (SHARE)	Pending Budget (SHARE)	Budgeted	
1		P20-003 Roswell - Mountain View	$ 30,833,179.00	$ 2,478,557.00	$ 33,311,736.00	$ -	$ 33,311,736.00	$ 33,311,736.00	1
2	A09P23007	P23-007 Estancia - Estancia ES	$ 16,644,069.00		$ 16,644,069.00	$ 16,644,069.00		$ 16,644,069.00	2
3	A09P24014	P24-014 Albuquerque - Van Buren MS	$ 5,469,979.00		$ 5,469,979.00	$ 5,469,979.00		$ 5,469,979.00	3
4	A09P23002	P23-002 Gallup-McKinley - Thoreau HS	$ 66,295,936.00		$ 66,295,936.00	$ -	$ 66,295,936.00	$ 66,295,936.00	4
5		P24-001 Maxwell - Combined	$ -		$ -	$ -		$ -	5
6	A09S24019	S24-019 Los Alamos HS (Los Alamos)	$ 606,818.00		$ 606,818.00	$ 606,818.00		$ 606,818.00	6
7	A09P21001	P21-001 Zuni -TwinButtes HS, Zuni HS	$ 3,721,063.00		$ 3,721,063.00	$ 3,721,063.00		$ 3,721,063.00	7
8	A09P24005	P24-005 Springer - Teacher Housing	$ 2,136,189.00		$ 2,136,189.00	$ 2,136,189.00		$ 2,136,189.00	8
9	A09P25007	P25-007 Las Vegas ES/MS Combined	$ 2,614,820.00		$ 2,614,820.00	$ 2,614,820.00		$ 2,614,820.00	9
10	ZK5261	FY26-FY27 Supplemental Budget	$ 2,500,000.00		$ 2,500,000.00	$ 2,500,000.00		$ 2,500,000.00	10
11	A09S22012	S22-012 Las Cruces - East Picacho ES	$ 2,841,142.00		$ 2,841,142.00	$ 2,841,142.00		$ 2,841,142.00	11
12		**Subtotals**	**$ 133,663,195.00**	**$ 2,478,557.00**	**$ 136,141,752.00**	**$ 36,534,080.00**	**$ 99,607,672.00**	**$ 136,141,752.00**	12
13									13
14		SSTB24SD Proceeds	**$ 144,199,205.00**						14
15		**SSTB24SD Proceeds Uncommitted**	**$ 8,057,453.00**						15
16		**SSTB24SD Proceeds Unbudgeted**	**$ 8,057,453.00**						16

Exhibit B

STATE OF NEW MEXICO
Public School Capital Outlay Council

RESOLUTION, NOTIFICATION AND CERTIFICATION

WHEREAS, money from the proceeds of severance tax bonds and supplemental severance tax bonds ("Bonds") authorized pursuant to Sections 7-27-12.2 NMSA 1978 (the "Act"), is needed for the purpose of carrying out the provisions of the Public School Capital Outlay Act;

WHEREAS, the State Secretary of Public Education has certified that proceeds from the sale of the Bonds is necessary to make the distributions in the current fiscal year pursuant to Section 22-25-9 NMSA 1978 for the purpose of carrying out the provisions of the Public School Capital Improvements Act;

WHEREAS, money from the proceeds of the sale of the Bonds authorized in the Act is needed to make awards and expenditures pursuant to Section 22-24-4 & 22-24-5 NMSA 1978 for capital project grant assistance, lease payment assistance and related uses pursuant to the Public School Capital Outlay Act and;

WHEREAS, at its meeting on November 23, 2026, the Council adopted the resolution and certification set forth below:

NOW, THEREFORE, BE IT RESOLVED AND CERTIFIED THAT:

1. The Council certifies that one hundred eighty three thousand five hundred thirty four dollars ($183,534) from the proceeds of Supplemental Severance Tax Note SSTB25SB 0001 are no longer needed for the projects for which they were issued.

    a) FY26 PSFA Operating Budget $ -183,534

2. Fifteen million twenty four thousand three hundred fifty three dollars and twenty seven cents ($15,024,353.27) remains uncommitted.

Dated: November 23, 2026

PUBLIC SCHOOL CAPITAL OUTLAY COUNCIL

By: _____
Joe Guillen, Chair PSCOC

SSTB25SB-0001 Reconciliation Worksheet

A10 - SSTB25SB 0001

November 23, 2026

	A-Code	Description	Previously Certified	Pending Certification	Certified	Actual Budget (SHARE)	Pending Budget (SHARE)	Budgeted	
1	A10P24001	P24-001 Maxwell - District	$ 50,882,869.00		$ 50,882,869.00	$ 50,882,869.00		$ 50,882,869.00	1
2		P12-006 Espanola - Velarde ES	$ -		$ -			$ -	2
3		P15-006 Gallup-McKinley - Thoreau Teacher Housing	$ -		$ -			$ -	3
4		P16-002 Espanola - Abiquiu Elementary School	$ -		$ -			$ -	4
5	A10P19017	P19-017 Tularosa - Tularosa MS	$ 37,918,021.00		$ 37,918,021.00	$ 37,918,021.00		$ 37,918,021.00	5
6		P20-006 Roswell - Washington Avenue ES	$ 2,488,106.00		$ 2,488,106.00			$ -	6
7		P21-005 Gallup-McKinley - Crownpoint HS Teacher Housing	$ -		$ -			$ -	7
8		P23-008 Pojoaque - Pojoaque MS	$ 36,519,600.00		$ 36,519,600.00			$ -	8
9		P24-005 Springer - Combined	$ 49,891,839.00		$ 49,891,839.00			$ -	9
10		P24-004 Dexter - ES/MS	$ 72,913,460.00		$ 72,913,460.00			$ -	10
11		S24-016 Clovis - Marshall JHS	$ 3,136,916.00		$ 3,136,916.00			$ -	11
12		S24-017 Clovis - Sandia ES	$ -		$ -			$ -	12
13		S24-021 West Las Vegas - Luis Armijo ES	$ 1,981,099.00		$ 1,981,099.00			$ -	13
14		S25-001 Grants - Grants High School	$ -		$ -			$ -	14
15		(2025) HB-450, Sec. 49, HED STEM Institute Construction (Albuquerque, Bern. County)	$ 20,000,000.00		$ 20,000,000.00			$ -	15
16		(2025) HB-450, Sec. 50, PED Statewide Alternatively Fueled Vehicle Stations Construct	$ 1,500,000.00		$ 1,500,000.00			$ -	16
17		(2025) HB-450, Sec. 51-1, SFIS Paolo Soleri Amp Construct (Santa Fe, Santa Fe County)	$ 3,000,000.00		$ 3,000,000.00			$ -	17
18		(2025) HB-450, Sec. 51-2, Navajo Prep Schl Infra & Drainage Improve (Farmington, San Juan County)	$ 3,000,000.00		$ 3,000,000.00			$ -	18
19	A25J3416	(2025) HB-450, Sec. 52, Statewide School Dist. Distributions (Security, CTE, Maintenance/Repair)	$ 50,000,000.00		$ 50,000,000.00	$ 50,000,000.00		$ 50,000,000.00	19
20		(2025) HB-002, Broadband Access and Expansion Program Transfer	$ 650,000.00		$ 650,000.00			$ -	20
21		Broadband Access and Expansion Program	$ 10,000,000.00		$ 10,000,000.00			$ -	21
22	A10CID26	CID/SFMO Inspections	$ 300,000.00		$ 300,000.00	$ 300,000.00		$ 300,000.00	22
23		Facilities Master Plan Assistance Awards	$ 2,200,000.00		$ 2,200,000.00	$ 2,200,000.00		$ 2,200,000.00	23
24	A10OPBUD26	FY26 PSFA Operating Budget	$ 7,730,000.00	$ (183,534.27)	$ 7,546,465.73	$ 7,730,000.00	$ (183,534.27)	$ 7,546,465.73	24
25	A10L26001	Lease Payment Assistance Awards	$ 25,000,000.00		$ 25,000,000.00	$ 25,000,000.00		$ 25,000,000.00	25
	A10P22002	P22-002 Mosquero Combined School	$ 1,500,000.00		$ 1,500,000.00	$ 1,500,000.00		$ 1,500,000.00	
26	A10E26000	FY26 Emergency Awards	$ 1,000,000.00		$ 1,000,000.00	$ 1,000,000.00		$ 1,000,000.00	26
27		**Subtotals**	**$ 381,611,910.00**	**$ (183,534.27)**	**$ 381,428,375.73**	**$ 176,530,890.00**	**$ (183,534.27)**	**$ 176,347,355.73**	27
28									28
29		SSTB25SB Proceeds	**$ 396,452,729.00**						29
30		**SSTB25SB Proceeds Uncertified**	**$ 15,024,353.27**						30
31		**SSTB25SB Proceeds Unbudgeted**	**$ 220,105,373.27**						31

Exhibit C

STATE OF NEW MEXICO
Public School Capital Outlay Council

RESOLUTION, NOTIFICATION AND CERTIFICATION

WHEREAS, money from the proceeds of severance tax bonds and supplemental severance tax bonds ("Bonds") authorized pursuant to Sections 7-27-12.2 NMSA 1978 (the "Act"), is needed for the purpose of carrying out the provisions of the Public School Capital Outlay Act;

WHEREAS, the State Secretary of Public Education has certified that proceeds from the sale of the Bonds is necessary to make the distributions in the current fiscal year pursuant to Section 22-25-9 NMSA 1978 for the purpose of carrying out the provisions of the Public School Capital Improvements Act;

WHEREAS, money from the proceeds of the sale of the Bonds authorized in the Act is needed to make awards and expenditures pursuant to Section 22-24-4 & 22-24-5 NMSA 1978 for capital project grant assistance, lease payment assistance and related uses pursuant to the Public School Capital Outlay Act and;

WHEREAS, at its meeting on November 23, 2026, the Council adopted the resolution and certification set forth below:

NOW, THEREFORE, BE IT RESOLVED AND CERTIFIED THAT:

1. Exhibit A to the Resolution, Notification and Certification dated December 11, 2025 is amended to reauthorize four million nine hundred fifty six thousand one hundred seventy one dollars ($4,956,171) per the attached SSTB25SD 0001 Reconciliation worksheet for the following projects:

   a) K24-001 Cuba ES $ 1,517,193

   b) S21-001 Tombaugh ES Las Cruces $ 3,438,978

2. Eleven million eight hundred fifty four thousand one hundred seventy dollars and seventy eight cents ($11,854,170.78) remains uncommitted.

Dated: November 23, 2026

PUBLIC SCHOOL CAPITAL OUTLAY COUNCIL

By: _____
Joe Guillen, Chair PSCOC

A11 - SSTB25SD 0001

November 23, 2026

	A-Code	Description	Previously Certified	Pending Certification	Certified	Actual Budget (SHARE)	Pending Budget (SHARE)	Budgeted	
1		K25-001 Rio Rancho - Shining Stars Preschool	$ 1,816,893.00		$ 1,816,893.00	$ -		$ -	1
2		P19-006 Las Vegas - Sierra Vista ES	$ -		$ -	$ -		$ -	2
3		P22-004 Los Lunas - Ann Parrish ES	$ 21,161,894.40		$ 21,161,894.40	$ -		$ -	3
4		P23-001 Gallup-McKinley - Central HS	$ 37,841,074.00		$ 37,841,074.00	$ -		$ -	4
5	A11P24007	P24-007 San Jon Combo	$ 51,901,557.00		$ 51,901,557.00	$ -	$ 51,901,557.00	$ 51,901,557.00	5
6		P24-010 Artesia - Roselawn ES	$ 13,841,335.00		$ 13,841,335.00	$ -	$ 13,841,335.00	$ 13,841,335.00	6
7		P24-011 Hagerman Combined	$ -		$ -	$ -		$ -	7
8		P25-005 Rio Rancho - Rio Rancho HS	$ 15,425,020.27		$ 15,425,020.27	$ -		$ -	8
10	A11S25006	S25-006 Silver - Harrison H. Schmitt ES	$ 1,262,319.00		$ 1,262,319.00	$ -	$ 1,262,319.00	$ 1,262,319.00	10
		P20-001 Alamogordo Chaparral MS	$ 34,057,856.00		$ 34,057,856.00	$ -	$ 34,057,856.00	$ 34,057,856.00	
		P22-002 Mosquero Combined School	$ 19,477,475.05		$ 19,477,475.05	$ -	$ 19,477,475.05	$ 19,477,475.05	
		K24-001 Cuba ES		$ 1,517,193.00	$ 1,517,193.00	$ -	$ 1,517,193.00	$ 1,517,193.00	
		S21-001 Tombaugh ES Las Cruces		$ 3,438,978.00	$ 3,438,978.00	$ -	$ 3,438,978.00	$ 3,438,978.00	
13		**Subtotals**	**$ 196,785,423.72**	**$ 4,956,171.00**	**$ 201,741,594.72**	**$ -**	**$ 125,496,713.05**	**$ 125,496,713.05**	13
14									14
15		SSTB25SD Proceeds	**$ 213,595,765.50**						15
		SSTB25SD Proceeds Uncommitted	**$ 11,854,170.78**						
		SSTB25SD Proceeds Unbudgeted	**$ 88,099,052.45**						

Exhibit D

STATE OF NEW MEXICO
Public School Capital Outlay Council

RESOLUTION, NOTIFICATION AND CERTIFICATION

WHEREAS, money from the proceeds of severance tax bonds and supplemental severance tax bonds ("Bonds") authorized pursuant to Sections 7-27-12.2 NMSA 1978 (the "Act"), is needed for the purpose of carrying out the provisions of the Public School Capital Outlay Act;

WHEREAS, the State Secretary of Public Education has certified that proceeds from the sale of the Bonds is necessary to make the distributions in the current fiscal year pursuant to Section 22-25-9 NMSA 1978 for the purpose of carrying out the provisions of the Public School Capital Improvements Act;

WHEREAS, money from the proceeds of the sale of the Bonds authorized in the Act is needed to make awards and expenditures pursuant to Section 22-24-4 & 22-24-5 NMSA 1978 for capital project grant assistance, lease payment assistance and related uses pursuant to the Public School Capital Outlay Act and;

WHEREAS, at its meeting on November 23, 2026, the Council adopted the resolution and certification set forth below:

NOW, THEREFORE, BE IT RESOLVED AND CERTIFIED THAT:

1. The Council certifies that two hundred fifty six thousand five hundred thirty four dollars ($256,534) from the proceeds of Supplemental Severance Tax Note SSTB26SB 0001 are no longer needed for the projects for which they were issued.

   a) P26-005 Las Cruces - Mayfield HS (K3364) $ -23,650

   b) S26-023 Animas – Demolition (K3400) $ -232,884

2. Four million one hundred five thousand two hundred dollars ($4,105,200) remains uncommitted.

Dated: November 23, 2026

PUBLIC SCHOOL CAPITAL OUTLAY COUNCIL

By: _____
Joe Guillen, Chair PSCOC

SSTB26SB-0001 Reconciliation Worksheet
A26SB0001 - SSTB26SB 0001
November 23, 2026

	Class Code	Description	Previously Certified	Pending Certification	Certified	Actual Budget (SHARE)	Pending Budget (SHARE)	Budgeted	
1		FY26 New Awards for P26, S26, K26, H26 Projects	$ -		$ -	$ -		$ -	1
2	K3360	P26-001 Albuquerque - Eldorado HS	$ 20,350		$ 20,350		$ 20,350	$ 20,350	2
3	K3360	P26-001 Albuquerque - Highland HS	$ 20,350		$ 20,350		$ 20,350	$ 20,350	3
4	K3360	P26-001 Albuquerque - Mary Ann Binford ES	$ 20,350		$ 20,350		$ 20,350	$ 20,350	4
5	K3362	P26-003 Clovis - Clovis HS	$ 193,600		$ 193,600		$ 193,600	$ 193,600	5
6	K3368	P26-009 Corona - Corona ES/MS/HS Combined School	$ 463,760		$ 463,760		$ 463,760	$ 463,760	6
7	K3371	P26-012 Espanola - Espanola Valley HS	$ 346,500		$ 346,500		$ 346,500	$ 346,500	7
8	K3370	P26-011 House - House ES/MS/HS Combined School	$ 470,250		$ 470,250		$ 470,250	$ 470,250	8
9	K3372	P26-013 Jemez Mtn - Coronado ES/MS/HS Combined School	$ 262,350		$ 262,350		$ 262,350	$ 262,350	9
10	K3364	P26-005 Las Cruces - Mayfield HS	$ 23,650	$ (23,650)	$ -		$ -	$ -	10
11	K3365	P26-006 Las Cruces - Highland ES	$ 189,200		$ 189,200		$ 189,200	$ 189,200	11
12	K3375	P26-016 Mesa Vista - Mesa Vista Combined MS/HS	$ 316,800		$ 316,800		$ 316,800	$ 316,800	12
13	K3369	P26-010 Mora - Mora ES/MS/HS Combined School	$ 282,150		$ 282,150		$ 282,150	$ 282,150	13
14	K3377	P26-018 Mountainair - Mountainair Elementary School	$ 132,770		$ 132,770		$ 132,770	$ 132,770	14
15	K3376	P26-017 Questa - Questa ES/MS/HS Combined School	$ 183,150		$ 183,150		$ 183,150	$ 183,150	15
16	K3361	P26-002 Roswell - Roswell HS	$ 74,800		$ 74,800		$ 74,800	$ 74,800	16
17	K3361	P26-002 Roswell - Goddard HS	$ 74,800		$ 74,800		$ 74,800	$ 74,800	17
18	K3367	P26-008 Roy - Roy PreK-12 Combined School	$ 517,000		$ 517,000		$ 517,000	$ 517,000	18
19	K3366	P26-007 Santa Rosa - Santa Rosa Combined ES/MS/HS School	$ 504,680		$ 504,680		$ 504,680	$ 504,680	19
20	K3374	P26-015 Taos - Taos Middle School	$ 91,575		$ 91,575		$ 91,575	$ 91,575	20
21	K3373	P26-014 Truth or Consequences - Truth or Consequences Middle School	$ 160,875		$ 160,875		$ 160,875	$ 160,875	21
22	K3421	P26-019 School of Dreams Academy	$ 354,000		$ 354,000		$ 354,000	$ 354,000	22
23	K3378	S26-001 Albuquerque - Apache Elementary School/HVAC	$ 177,648		$ 177,648		$ 177,648	$ 177,648	23
24	K3379	S26-002 Albuquerque - Chaparral Elementary School/HVAC	$ 2,758,319		$ 2,758,319		$ 2,758,319	$ 2,758,319	24
25	K3380	S26-003 Albuquerque - Hayes Middle School/HVAC	$ 1,787,353		$ 1,787,353		$ 1,787,353	$ 1,787,353	25
26	K3381	S26-004 Albuquerque - New Futures High School/HVAC	$ 149,504		$ 149,504		$ 149,504	$ 149,504	26
27	K3382	S26-005 Albuquerque - Tomasita Elementary School/HVAC	$ 1,026,508		$ 1,026,508		$ 1,026,508	$ 1,026,508	27
28	K3387	S26-010 Animas - Animas Elementary School/HVAC, Roof	$ 506,797		$ 506,797		$ 506,797	$ 506,797	28
29	K3386	S26-009 Animas - Animas Middle/High School/HVAC, Roof	$ 252,885		$ 252,885		$ 252,885	$ 252,885	29
30	K3393	S26-016 Aztec - Vista Nueva Alternative High School/Roof	$ 91,952		$ 91,952		$ 91,952	$ 91,952	30
31	K3391	S26-014 Deming - Chaparral Elementary School/Roof	$ 356,757		$ 356,757		$ 356,757	$ 356,757	31
32	K3389	S26-012 Hobbs - College Lane Elementary School/Fire alarm	$ 348,861		$ 348,861		$ 348,861	$ 348,861	32
33	K3388	S26-011 Hobbs - Stone Elementary School/Fire alarm	$ 299,660		$ 299,660		$ 299,660	$ 299,660	33
34	K3392	S26-015 Jemez Mountain - Lybrook Elementary/Middle School/Multiple	$ 133,847		$ 133,847		$ 133,847	$ 133,847	34
35	K3384	S26-007 Las Cruces - Desert Bloom Elementary School/Roof (Cesar Chavez)	$ 137,492		$ 137,492		$ 91,649	$ 91,649	35
36	K3383	S26-006 Las Cruces - Conlee Elementary School/HVAC, roof	$ 324,197		$ 324,197		$ 324,107	$ 324,107	36
37	K3397	S26-020 Rio Rancho - Eagle Ridge Middle School/Multiple	$ 159,485		$ 159,485		$ 159,485	$ 159,485	37
38	K3398	S26-021 Rio Rancho - Enchanted Hills Elementary School/Electrical, Drainage	$ 108,780		$ 108,780		$ 108,780	$ 108,780	38
39	K3390	S26-013 Ruidoso - White Mountain Elementary School/Multiple	$ 210,941		$ 210,941		$ 210,941	$ 210,941	39
40	K3385	S26-008 Silver - G.W. Stout Elementary School/Multiple	$ 152,971		$ 152,971		$ 152,971	$ 152,971	40
41	K3394	S26-017 West Las Vegas - Rio Gallinas Charter School/Multiple	$ 83,938		$ 83,938		$ 83,938	$ 83,938	41
42	K3395	S26-018 West Las Vegas - Union Street Elementary School/Multiple	$ 133,398		$ 133,398		$ 133,398	$ 133,398	42
43	K3396	S26-019 West Las Vegas - Valley Combined Elementary/Middle School/Multiple	$ 562,155		$ 562,155		$ 562,155	$ 562,155	43
44	K3400	S26-023 Animas - Demolition of District Facilities/Demolition	$ 1,106,856	$ (232,884)	$ 873,972		$ 873,972	$ 873,972	44
45	K3401	S26-024 Deming - Demolition of District Facilities/Demolition Kitchen	$ 456,587		$ 456,587		$ 456,587	$ 456,587	45
46	K3402	S26-025 Deming - Demolition of District Facilities/Demolition Old House	$ 179,840		$ 179,840		$ 179,840	$ 179,840	46
47	K3399	S26-022 Gadsden - Alamo Cafeteria/Demolition	$ 267,648		$ 267,648		$ 267,648	$ 267,648	47
48	K3403	S26-026 Jemez Mountain - Demolition of District Facilities/Demolition	$ 1,989,000		$ 1,989,000		$ 1,989,000	$ 1,989,000	48
49	K3405	S26-028 State Charter - McCurdy Charter School - Teacherage/Demolition	$ 45,000		$ 45,000		$ 45,000	$ 45,000	49
50	K3404	S26-027 State Charter - New Mexico School for the Arts - Campus Building/Dem	$ 456,000		$ 456,000		$ 456,000	$ 456,000	50
51	K3359	K26-001 Reserve - Reserve Combined School/Pre-K	$ 103,600		$ 103,600		$ 103,600	$ 103,600	51
52		FY27 SB-9 (Public Education Department [PED])	$ 45,000,000		$ 45,000,000			$ -	52
53		FY27 PSFA Operating Budget	$ 8,780,800		$ 8,780,800			$ -	53
54		FY27 Construction Industries Division / State Fire Marshal Inspections	$ 300,000		$ 300,000			$ -	54
55		FY27 Facility Master Plan Assistance Awards	$ 1,000,000		$ 1,000,000			$ -	55
56		FY27 Lease Payment Assistance Awards	$ 30,000,000		$ 30,000,000			$ -	56
57		Session 2026, HB-2 Office of Broadband Access & Expansion Positions	$ 650,000		$ 650,000			$ -	57
58		Session 2026, SB-240, Sec. 64, School Bus Cameras (PED)	$ 435,000		$ 435,000			$ -	58
59		Session 2026, SB-240, Sec. 64, School Buses (PED)	$ 18,880,000		$ 18,880,000			$ -	59
60		Session 2026, SB-240, Sec. 70, Literacy Institute in Albuquerque	$ 10,000,000		$ 10,000,000			$ -	60
61		Session 2026, SB-240, Sec. 70, STEM Institute in Albuquerque	$ 10,000,000		$ 10,000,000			$ -	61
62		Measurement and Verification Program Phase One Extension (M&V)	$ 442,800		$ 442,800		$ 442,800	$ 442,800	62
63		FY27 Emergency Awards	$ 1,000,000		$ 1,000,000		$ 1,000,000	$ 1,000,000	63
64		S25-008 Clayton JHS - Kiser ES (Clayton)	$ 61,595		$ 61,595		$ 61,595	$ 61,595	64
65		S22-013 Zia MS (Las Cruces)	$ 576,000		$ 576,000		$ 576,000	$ 576,000	65
66		**Subtotals**	**$ 146,197,134**	**$ (256,534)**	**$ 145,940,600**	**$ -**	**$ 20,848,867**	**$ 20,848,867**	66
67									67
68		SSTB26SB Proceeds		**$ 150,045,800.00**					68
69		**SSTB26SB Proceeds Uncommitted**		**$ 4,105,200.00**					69
70		**SSTB26SB Proceeds Unbudgeted**		**$ 129,196,933.00**					70

I. FY26 PSFA Annual Report Draft

II. Presenter(s): Marcos Trujillo, Executive Director
Aide Delgado, Council Specialist

III. Potential Motion:

Council approval of the FY26 PSCOC and PSFA Annual report draft, and authorization for PSFA staff to make final edits, technical corrections, and graphic development prior to printing and distribution.

IV. Executive Summary:

Staff Recommendation:
Approve the 2026 PSFA Annual Report Draft.

Key Points:
The FY26 PSFA Annual Report focuses on the PSCOC and PSFA accomplishments that occurred in fiscal year 2026. The report also summarizes information pertaining to the organization of the PSCOC and the PSFA, PSFA department updates, PSCOC funding programs, and active PSCOC funded projects. Prior to publication, the FY26 PSFA Annual Report will be provided to Council members for review and the opportunity to offer comments and feedback.

Per § 22-24-5.J. NMSA 1978:
No later than December 15 of each year, the council shall prepare a report summarizing its activities during the previous fiscal year. The report shall describe in detail all projects funded, the progress of projects previously funded but not completed, the criteria used to prioritize and fund projects and all other council actions. The report shall be submitted to the public education commission, the governor, the legislative finance committee, the legislative education study committee and the legislature.

Exhibit(s):
A – FY26 PSCOC/PSFA Annual Report Draft

A New Beginning

Exhibit A

FY2026 Annual Report

July 1, 2025 - June 30, 2026

NM PUBLIC SCHOOL FACILITIES AUTHORITY
NM PUBLIC SCHOOL CAPITAL OUTLAY COUNCIL



The Public School Capital Outlay Council (PSCOC) was created by the New Mexico Legislature to implement the Public School Capital Outlay Act (PSCOA) and oversee the funding of public school facility improvements statewide to support safe, adequate, and equitable public schools statewide. The PSCOC's goal is to maximize safe, functional and durable learning environments with a Standards-based process for providing suitable design, construction, and maintenance of school sites across New Mexico. To staff and activate the PSCOC's goals and required functions, in 2003 the legislature created the Public School Facilities Authority (PSFA), in response to a court ruling for the Zuni lawsuit filed in 1998. The PSFA centralizes school-facility oversight and fosters streamlined implementation of the reforms developed by the legislature to update and improve the state's school facility funding system. These reforms, as applied by the PSCOC and PSFA, also ensure a uniform and transparent use of capital outlay funds necessary to improve accountability and long-term planning statewide.



Joe Guillen, Chairman
PSCOC

Dear Colleagues,

As Chair of the Public School Capital Outlay Council (PSCOC), it is my honor to share this annual reflection on the progress we have made together in strengthening public education across New Mexico.

This year's theme, **A New Beginning**, represents more than a fresh chapter: it reflects the PSCOC's renewed commitment to innovation, opportunity, and the belief that every investment we make today creates new possibilities for future generations.

Each school project funded through the Public School Capital Outlay Act marks the beginning of something meaningful: a safer learning environment, expanded educational opportunities, improved infrastructure, and renewed hope for students, educators, and communities. Whether through the construction of new facilities, critical renovations, technology improvements, or long-term planning initiatives, our work continues to create lasting impacts throughout the state.

During Fiscal Year 2026, the PSCOC and the Public School Facilities Authority (PSFA) remained focused on addressing facility needs while supporting school districts and charter schools through a variety of capital programs. These efforts ensured that students had access to learning environments that are safe, functional, and conducive to academic success. Through collaboration, strategic planning, and responsible stewardship of public resources, we continued to advance our mission of promoting equitable educational opportunities for all New Mexico students.

As we look ahead, we recognize that the needs of our schools continue to evolve. New challenges require new solutions, and new opportunities call for innovative approaches. By embracing change and working together, we can ensure that our school facilities remain strong foundations for learning, growth, and achievement.

On behalf of the PSCOC and all our members, I extend my sincere gratitude to our legislators, school leaders, community partners, and the dedicated PSFA staff. Your commitment, expertise, and collaboration make this important work possible.

Together, we are building more than schools. We are creating a new beginning for students, communities, and the future of public education in New Mexico.

Sincerely,

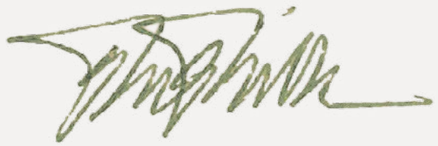

NEED NEW SIGNATURE WANT
TO MAKE IT LARGE LIKE THIS
BUT IT IS BITMAPPED

JOE GUILLEN
CHAIR, PUBLIC SCHOOL CAPITAL OUTLAY COUNCIL



Contents

Letter from PSCOC Chair **1**
Who We Are and What We Do **4-9**
Our Strategic Plan 4
About Us 5
Our Governance and Relationships 6
Capital Outlay Funding Programs 9
FY25 Funding Awards **10-19**
Standards-Based Awards 10
Systems-Based Awards 12
Pre-Kindergarten Awards 14
Demolition Awards 14
Facility Master Plan Awards 15
Teacher Housing Awards 15
Lease Assistance Awards 15
Total Dollars Awarded by District (FY16 to FY25) 16
Total Dollars Awarded per Student (10-Year Average) 19
Departments **20-45**
Construction Information Management Systems 21
Finance 22
Facility Planning 27
Programs 30
Facilities Assessment 33
Field Team 34
Measurement & Verification (M&V) 36
Maintenance & Operations (M&O) Support 38
Human Resources 42
Information Technology 45
Looking Ahead: A New Beginning 47
Acknowledgements and Contributions 49

Figures

Figure 1 - New Mexico Public School Capital Outlay Council 6
Figure 2 - Public School Facilities Authority (as of June 30, 2025) 6
Figure 3 - Relationship Between PSCOOTF, PSCOC, and PSFA 7
Figure 4 - Map Showing Total Dollars Awarded by School District (FY16 to FY25) 16
Figure 5 - Map Showing Total Dollars Awarded per Student (FY16 to FY25) 19
Figure 6 - PSFA Drawdowns Submitted on Expenses (FY23 to FY26) 24
Figure 7 - Percent of Assessed Schools Rated Satisfactory or Better 40

Tables

Table 1 - PSCOC FY26 Standards-Based Awards 11
Table 2 - PSCOC FY26 Systems-Based Awards 13
Table 3 - PSCOC FY26 Pre-Kindergarten Awards 14
Table 4 - PSCOC FY26 Demolition Awards 14
Table 5 - PSCOC FY25 Facility Master Plan Awards 15
Table 6 - PSCOC FY25 Lease Assistance Awards 15
Table 7 - Number of Schools Assessed by Cycle and FMAR Rating 39
Table 8 - Percent of Schools by FMAR Rating 39
Table 9 - Ben Lujan Maintenance Achievement Awards 41

Farmington Pre-School Academy, Farmington, New Mexico

OUR STRATEGIC PLAN:

A New Beginning

OBJECTIVE 1 STRENGTHEN ORGANIZATIONAL CAPACITY

Enhance leadership effectiveness, develop workforce capabilities, and enhance organizational culture.

- > Offer professional development opportunities, employee training and certification, succession planning, employee engagement and wellness initiatives.
- > Improve employee retention rate, develop employee satisfaction scores, internal promotion rate, and training completion rates.
- > Recruit and attract highly skilled, qualified staff to strengthen agency capacity, expand organizational expertise, and enhance effectiveness.
- > Develop department collaboration and team building opportunities and create comprehensive procedure manuals for all departments to better support consistency cross-training.
- > Integrate industry standards and best practice methods into all aspects of the organization.
- > Integrate software system improvements to enhance financial and operational alignment for tracking deliverables and to increase efficiency.

OBJECTIVE 2 ACHIEVE OPERATIONAL EXCELLENCE

Increase efficiency and productivity, standardize processes, and improve resource management.

- > Implement process improvement projects, technology modernization, and performance management framework.
- > Improve the customer and client experience, increase stakeholder engagement, and strengthen organizational reputation.
- > Institute a customer service excellence program, a stakeholder communication strategy, community outreach, and partnership initiatives.

OBJECTIVE 3 ENSURE FINANCIAL SUSTAINABILITY

Ensuring sufficient operational revenue is being requested to support growing organizational needs.

- > Improve financial stewardship, project budget management and tracking, and strengthen long-term financial sustainability.
- > Develop financial forecasting and planning, cost optimization initiatives, and additional fund management support.
- > Ensure agency operational budget is consistent with growth, developing responsible reserve fund levels for operational needs and funding diversification ratios for new programs.

CORE VALUES **Transparency. Teamwork. Integrity. Growth.**

ABOUT US: *The New Mexico Legislature created PSFA in 2003 as a response to the Zuni lawsuit. In that case, three school districts challenged the constitutionality and fairness of the state's public school capital funding system. The case focused on disparities between high- and low-property -wealth districts and whether the state was meeting its constitutional duty to provide a uniform and sufficient public education system for all children.*

The Public School Facilities Authority was created to ensure fair and effective use of state funds to support safe, adequate, and equitable public school facilities across New Mexico.

Who We Are and What We Do

The New Mexico Public School Facilities Authority (PSFA) helps ensure New Mexico's public school students and teachers have safe, high-quality places to learn, teach, and thrive. Our mission reflects a commitment to ensuring that schools statewide have the infrastructure and resources needed to support effective teaching and learning. We invest in public schools to promote equity, encourage innovation, and drive measurable improvements in student outcomes, with a focus on ensuring that state funding reaches the schools and students who need it most.

PSFA was created to staff the Public School Capital Outlay Council (PSCOC) and to administer targeted grant funding to address these concerns. Since its founding, it has worked with school districts, charter schools, and local communities to ensure that all New Mexico kids have access to high-quality educational facilities. PSFA helps schools create five-year facility plans, implement preventive maintenance practices, and meet state standards for safety, facility size, space utilization, and technology.

In response to the challenges that led to its formation, PSFA continues to focus on allocating resources equitably and efficiently; improving the condition and accountability in how capital dollars are spent; supporting districts in creating safe, effective learning environments; and promoting consistency in school construction through standardized processes and documentation.

OUR MISSION

To steward resources in support of high-quality school facilities that bolster student outcomes

Our Strategic Plan

During FY25, PSFA completed a comprehensive update to its strategic plan through a structured, five-month process that included data collection, focus groups, and surveys involving PSFA staff and PSCOC members. The resulting 2025-2027 Strategic Plan was presented to the PSCOC in January 2025 for review, finalization, and implementation. The plan establishes a clear framework for advancing the agency's mission, strengthening organizational capacity, and supporting the effective delivery of public school capital outlay programs.

The 2025-2027 Strategic Plan is intended to serve as a living document, guided by ongoing performance measures and periodic review. Management and staff will contribute to its continued implementation, with progress reported quarterly to assess performance, maintain alignment with agency goals, and identify opportunities for improvement.

In addition, the 2025-2027 plan articulates the PSFA's strategic objectives and core values—witha focus on strengthening organizational capacity, developing and achieving operational excellence, and ensuring financial sustainability. Together, these priorities are intended to helpensure New Mexico's public schools have the facilities and support necessary to promote student success.

Our Governance and Relationships

STRUCTURE AND OVERSIGHT FOR FAIR FUNDING

Pursuant to 22-24-9 NMSA 1978, the Public School Facilities Authority (PSFA) reports to and operates as staff to the Public School Capital Outlay Council (PSCOC or "Council"). The agency manages a funding model that distributes state capital outlay to schools according to greatest needs first, with needs determined by objective methods. PSFA also assists school districts with facilities development and management.

Pursuant to 22-24-6 NMSA 1978, the Council administers the Public School Capital Outlay Fund (PSCOF or "Fund"), which provides grant funding to facilities across New Mexico's 89 public school districts and three "Constitutional" schools: the School for the Deaf, the School for the Blind and Visually Impaired, and the New Mexico Military Institute. While charter schools are eligible for capital funding, a majority of their funding is limited to the PSFA's Lease Assistance program due to the charter schools not owning the land, and/or the buildings they operate on or in. The Council has also explored efforts—currently on hold—to support teacher housing in rural communities.

The PSCOC consists of nine Council members from the Governor's Office (GO), the Department of Finance & Administration (DFA), The Public Education Commission (PEC), the Legislative Education Study Committee (LESC), the Public Education Department (PED), the New Mexico School Boards Association (NMSBA), the Construction Industry Division (CID), the Legislative Finance Committee (LFC), and the Legislative Council Service (LSC).

The Council reports to the Public School Capital Outlay Oversight Task Force (PSCOOTF), which is made up of legislators, senior leaders from school districts and charters, and members of the public.

FIGURE 1: FY26 PSCOC MEMBERS

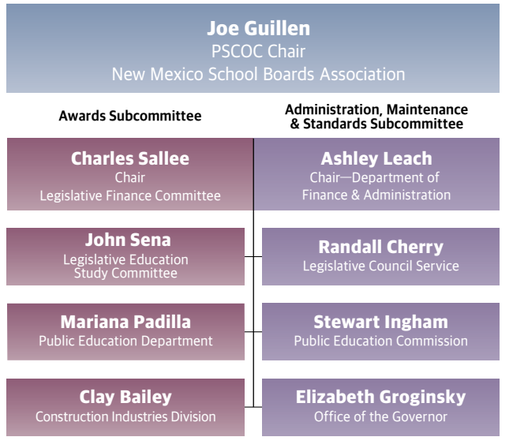

FIGURE 2: PUBLIC SCHOOL FACILITIES AUTHORITY PSFA



FIGURE 3: RELATIONSHIP BETWEEN PSCOOTF, PSCOC, AND PSFA

PUBLIC SCHOOL FACILITIES AUTHORITY (PSFA)

Serves as staff to the PSCOC. Certifies state funding applications, partners with districts to approve PSCOC-awarded projects, collects and organizes public school facility data, and sends approved awards to the Secretary of the New Mexico Department of Finance and Administration (DFA) for disbursement.

ADMINISTRATION, MAINTENANCE & STANDARDS (AMS) SUBCOMMITTEE

Reviews and provides guidance on policies and standards, strategic planning, and maintenance processes.

AWARDS SUBCOMMITTEE (AS)

Ensures the awards process is conducted fairly and efficiently with a focus on specific aspects of the process including: evaluation of recommendations for awards, selection of recipients based on criteria, and formulation of policies regarding award language.

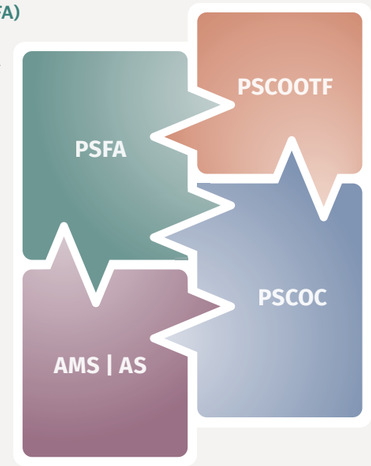

PUBLIC SCHOOL CAPITAL OUTLAY OVERSIGHT TASK FORCE (PSCOOTF)

Created in 2000 and made permanent in 2005, the PSCOOTF oversees the work of the PSCOC and the PSFA as they carry out the state's public school capital outlay and other programs, pursuant to the Public-School Capital Outlay Act (PSCOA).

PUBLIC SCHOOL CAPITAL OUTLAY COUNCIL (PSCOC)

Manages the allocation of the Public School Outlay Act Fund (PSCOF) to public school facilities.



Red Rock Elementary School, Gallup, New Mexico

11-23-2026 PSCOC Meeting Page 98



Capital Outlay Funding Programs

OUR APPROACH TO INVESTING IN SCHOOL FACILITIES

New Mexico continues to improve public school facilities through several targeted capital outlay programs that address diverse statewide needs.

- **STANDARDS-BASED CAPITAL OUTLAY:** Construction, renovation, or replacement projects prioritized by facility condition and need. (357 projects to date, 72 districts, **$2.84B state funding**).
- **SYSTEMS-BASED CAPITAL OUTLAY:** Targeted upgrades for building systems such as HVAC, roofing, and electrical. Systems-based projects also includes demolition awards, with 100 percent of costs being state-covered, (including 323 projects to date, 67 districts, **$215M state funding**).
- **PRE-KINDERGARTEN FACILITIES:** New or upgraded spaces supporting early childhood education (35 projects to date, 20 districts, **$29M state funding**).
- **TEACHER HOUSING PILOT:** Housing developments in rural and tribal communities with limited or unaffordable options for educators (**Over $5M invested to date**).
- **CHARTER SCHOOL LEASE ASSISTANCE:** Reimbursements for qualifying charter and district-authorized schools (Ongoing program).
- **FACILITY MASTER PLAN (FMP) ASSISTANCE:** Funds for districts to prepare five-year capital master plans. (325 awards to date, **$9.4M state funding**).
- **FACILITY INFORMATION MANAGEMENT SYSTEM (FIMS):** A statewide platform for tracking facility conditions, building systems, and capital renewal needs (**$6.5M state investment to date**).

Adequacy Standards and Guidance

All PSFA-funded projects must meet the New Mexico Public School Facility Adequacy Standards (“Standards”), adopted by the Legislature in 2003. These Standards set the minimum acceptable conditions for educational facilities to ensure safe, healthy, and effective learning environments.

To support compliance and planning, PSFA provides two key tools:

1. **ADEQUACY PLANNING GUIDE (APG):** Helps districts design projects that meet Standards and align with educational goals.
2. **GROSS SQUARE FOOTAGE (GSF) CALCULATOR:** Determines the maximum allowable school size by including all required Standard elements and the additional allowances—tare and others—permitted by the APG.

Together, the Standards, APG, and GSF Calculator define facility adequacy and guide the State’s funding participation. All are periodically updated to reflect evolving educational needs and technologies.

How We Prioritize Projects

The PSFA uses a data-driven statewide ranking system based on facility conditions. Staff assess schools and collect asset data to calculate the weighted New Mexico Condition Index (wNMCI), which incorporates the Facility Condition Index (FCI) and other factors.

- Schools in the poorest condition are prioritized for major renovation or replacement.
- Facilities with critical system failures (HVAC, roofing, security) are ranked for targeted upgrades.
- Historic or sentimentally significant buildings may be retained by districts, though state funds apply only to educational facilities.

School rankings and PSCOCprogram criteria, determines eligibility. For FY26, applications were accepted July 1 - September 30, 2025 with PSCOC funding decisions made in the second half of the fiscal year.

New Mexico School for the Arts, Santa Fe, New Mexico

FY26 Funding Awards

IN FY26, PSCOC APPROVED AWARDS TOTALING $42,583,399

For FY26, PSCOC used a phased delivery approach for Standards-based awards—Phase 1 (Planning & Assessment), Phase 2 (Design), and Phase 3 (Construction)—to strengthen scope control before projects advance into design. Under this approach, most Standards-based projects received Phase 1 awards, allowing PSFA and the districts to confirm project readiness, evaluate scope and cost drivers, identify risks and cost-reduction strategies, and establish clearer expectations before design funding is considered. This approach responds to prior award cycles in which some projects advanced directly into design before scope was fully defined, increasing the risk of cost growth and project expansion.

FY26 Applications Received:

- **STANDARDS-BASED:** The 20 eligible applications resulted in 17 project awards, including one award (to Roswell Independent School District) that addresses two schools and one award (to Albuquerque Public Schools) that addresses three schools. Of the two applications placed on hold, one will give the applicant (Las Cruces Public Schools) time to secure federal grant funding while the other is pending legal review of School of Dreams Academy's site control and funding eligibility.
- **PRE-KINDERGARTEN:** One application was received and awarded.
- **SYSTEMS-BASED:** 42 applications were received, of which 14 were withdrawn by the applicants and seven were ineligible for awards. 21 projects were ultimately awarded.
- **DEMOLITION:** 12 applications were received, of which three were withdrawn by the applicants and two were removed from consideration because the buildings were sold. Seven projects were ultimately awarded.
- **TEACHER HOUSING:** Seven applications received; all were put on hold pending resumption of housing program.



Standards-Based Awards

The FY26 award cycle was announced with opportunities for funding under the Standards-based program. Eligibility was based on the 2025-2026 final wNMCI statewide ranking, with the following **eligibility criteria:**

- **FACILITY NEED:** The school was within the top 100 of the statewide ranking.
- **LOCAL MATCH:** The applicant met state/local match requirements in effect as of July 2025, with the ability to provide the local share of the total cost of the project.
- **PLANNING AND PREVENTIVE MAINTENANCE:** The applicant had all of the following: (1) a current Facilities Master Plan (FMP), (2) a current Preventive Maintenance Plan (PMP), and (3) active use of the Facility Information Management System (FIMS).

A total of 17 projects in 16 districts were awarded (**Table 1**). The dollar amounts shown in the table reflect the FY26 Standards-based awards approved for each project's applicable phase. For most projects, these amounts represent Phase 1 (Planning and Assessment) funding only and do not represent the full anticipated project cost for future design and construction phases. The sole exception is the kitchen addition/renovation at Highland Elementary School in Las Cruces. In that instance, PSCOC did not require Phase 1 and allowed the district to proceed directly to Phase 2 (Design).

TABLE 1: PSCOC FY26 STANDARDS-BASED AWARDS *A TOTAL OF 17 PROJECTS IN 16 DISTRICTS WERE AWARDED*

	District	School	Rank	Description	Total Estimated Cost (*Phase 1 only*)	District Match	State Match
1	Albuquerque	Eldorado High School Highland High School Mary Ann Binford Elementary	N/A	Planning Study	$ 165,000	$ 103,950	$ 61,050
2	Clovis	Clovis High School	100	Replacement/ Renovation	$ 302,500	$ 108,900	$ 193,600
3	Corona	Corona Combined	92	Replacement	$ 682,000	$ 218,240	$ 463,760
4	Espanola	Espanola High School	31	Replacement/ Renovation	$ 770,000	$ 423,500	$ 346,500
5	House	House Combined	85	Replacement	$ 495,000	$ 24,750	$ 470,250
6	Jemez Mountain	Coronado Combined School	15	Replacement	$ 495,000	$ 232,650	$ 262,350
7	Las Cruces	Highland Elementary School	58	Kitchen Addition Renovation	$ 440,000*	$ 250,800	$ 189,200
8	Las Cruces	Mayfield High School	7	Replacement	$ 55,000	$ 31,350	$ 23,650
9	Mesa Vista	Mesa Vista Combined Middle / High School	47	Replacement	$ 495,000	$ 178,200	$ 316,800
10	Mora	Mora Combined School	8	Replacement/ Renovation	$ 495,000	$ 212,850	$ 282,150
11	Mountainair	Mountainair Elementary School	16	Replacement	$ 187,000	$ 54,230	$ 132,770
12	Questa	Alta Vista Elem and Inter School Questa Junior/Senior School	12 13	Replacement/ Consolidation or Renovation/Addition	$ 495,000	$ 311,850	$ 183,150
13	Roswell	Goddard High School Roswell High School	N/A	Planning Study	$ 220,000	$ 70,400	$ 149,600
14	Roy	Roy Combined School	21	Renovation Addition	$ 517,000	$ 0	$ 517,000
15	Santa Rosa	Santa Rosa Elementary School Santa Rosa High School Santa Rosa Middle School	20 52 300	Replacement/ Consolidation	$ 682,000	$ 177,320	$ 504,680
16	Taos	Taos Middle School	11	Replacement	$ 247,500	$ 155,925	$ 91,575
17	Truth or Consequences	Truth or Consequences Middle	40	Replacement	$ 412,500	$ 251,625	$ 160,875
	Total				**$ 7,155,500** 100%	**$ 2,806,540** 39.2%	**$ 4,348,960** 60.8%

*Total is for Phase 2 (design) and Phase 3 (construction)

Systems-Based Awards

The FY26 award cycle was announced with funding opportunities under the Systems-based program. Eligibility was based on the 2025-2026 final wNMCI statewide ranking and the following **evaluation criteria:**

- **FACILITY NEED:** The project addressed a school facility that met at least one of the following: (1) ranked within the top 300 on the 2025-2026 final wNMCI statewide list; (2) had a building system identified as Category 1 in the Facilities Assessment Database (FAD); or (3) included demolition of abandoned facilities, regardless of rank or type.
- **LOCAL MATCH:** The applicant met the state/local match requirements in effect as of July 2025 and could provide the local share of the total project cost.
- **PLANNING AND PREVENTIVE MAINTENANCE:** The applicant had all of the following: (1) a current Facilities Master Plan (FMP); (2) a current Preventive Maintenance Plan (PMP); and (3) active use of the Facility Information Management System (FIMS).
- **TIMELY USE OF FUNDS:** Applicant committed to fully expending awarded funds within three years of allocation.



Thoreau Elementary School, Thoreau, New Mexico

TABLE 2: PSCOC FY26 SYSTEMS-BASED AWARDS *A TOTAL OF 21 PROJECTS IN 11 DISTRICTS WERE AWARDED*

	District	School	Rank	Description	Total Estimated Cost	District Match	State Match
1	Albuquerque	Apache Elementary School	249	HVAC	$ 480,030	$ 302,482	$ 177,648
2	Albuquerque	Chaparral Elementary School	270	HVAC	$ 7,454,916	$ 4,696,597	$ 2,758,319
3	Albuquerque	Hayes Middle School	146	HVAC	$ 4,830,684	$ 3,043,331	$ 1,787,353
4	Albuquerque	New Futures High School	186	HVAC	$ 404,064	$ 254,560	$ 149,504
5	Albuquerque	Tomasita Elementary School	19	HVAC	$ 2,774,344	$ 1,747,836	$ 1,026,508
6	Animas	Animas Elementary School	6	HVAC, Roof	$ 569,435	$ 62,638	$ 506,797
7	Animas	Animas Middle/High School	5	HVAC Roof	$ 284,140	$ 31,255	$ 252,885
8	Aztec	Vista Nueva Alternative High School	218	Roof	$ 57,121	$ 35,986	$ 21,135
9	Deming	Chapparral Elementary School	184	Roof	$ 173,463	$ 46,835	$ 126,628
10	Hobbs	College Lane Elementary School	275	Fire alarm	$ 830,621	$ 481,760	$ 348,861
11	Hobbs	Stone Elementary School	137	Fire alarm	$ 713,477	$ 413,817	$ 299,660
12	Jemez Mountain	Lybrook Elementary/ Middle School	50	Structural, stucco, roof exterior/interior doors fire alarm, water supply	$ 252,541	$ 118,694	$ 133,847
13	Las Cruces	Ceasar Chavez Elementary School	133	Roof	$ 208,140	$ 118,640	$ 89,500
14	Las Cruces	Conlee Elementary School	108	HVAC, Roof	$ 573,356	$ 326,813	$ 246,543
15	Rio Rancho	Eagle Ridge Middle School	130	Landscape/drainage structural, electrical	$ 431,040	$ 271,555	$ 159,485
16	Rio Rancho	Enchanted Hills Elementary School	215	Electrical, Drainage	$ 294,000	$ 185,220	$ 108,780
17	Ruidoso	White Mountain Elementary School	281	Exterior envelope, electrical, plumbing, special systems	$ 570,110	$ 359,169	$ 210,941
18	Silver City	G.W. Stout Elementary School	217	Exterior envelope, plumbing,playground, special systems, HVAC	$ 316,290	$ 199,263	$ 117,027
19	West Las Vegas	Rio Gallinas Charter School	43	Exterior envelope, electrical, site drainage, special systems, HVAC, utilities, demolition	$ 101,130	$ 17,192	$ 83,938
20	West Las Vegas	Union Street Elementary School Valley Combined	132	Exterior envelope, HVAC, electrical, special sytems	$ 160,721	$ 27,323	$ 133,398
21	West Las Vegas	Elementary/Middle School	276	Exterior envelope, electrical, site drainage, special systems, HVAC, utilities, demolition	$ 677,295	$ 115,140	$ 562,155
	Total				**$ 22,157,018** 100%	**$ 12,856,106** 58%	**$ 9,300,912** 42%

Pre-Kindergarten Awards

The FY26 award cycle was announced with funding opportunities under the Pre-Kindergarten program, with the following **eligibility criteria:**

- **SCHOOL DISTRICTS AND SCHOOLS:** All districts and schools with a Pre-Kindergarten program were eligible to apply.
- **LOCAL MATCH:** The applicant met the state/local match requirements in effect as of July 2025 and could provide the local share of the total project cost.
- **PLANNING AND PREVENTIVE MAINTENANCE:** The applicant had all of the following: (1) a current Facilities Master Plan (FMP); (2) a current Preventive Maintenance Plan (PMP); and (3) active use of the Facility Information Management System (FIMS).
- **TIMELY USE OF FUNDS:** Applicant committed to fully expending awarded funds within three years of allocation.

Demolition Awards

The FY26 award cycle was announced with funding opportunities for Demolition projects, with the following **eligibility criteria:**

- **SCHOOL DISTRICTS AND SCHOOLS:** All districts and schools with abandoned school facilities were eligible to apply for demolition awards if they could demonstrae that (1) the costs of continuing to insure the facility outweighed any potential benefits and (2) the facility had no practical use without substantial renovation.
- **LOCAL MATCH:** No local match would be required for stand-alone demolition projects.

Other criteria:

- **TIMELY USE OF FUNDS:** Applicant committed to fully expending awarded funds within three years of allocation.

TABLE 3: PSCOC FY26 PRE-KINDERGARTEN AWARDS *A TOTAL OF ONE PROJECT IN ONE DISTRICT WERE AWARDED*

	District	School	Description	Total Estimated Cost	District Match	State Match
1	Reserve	Reserve Combination School	Pre-Kindergarten and Library Addition	$ 140,000	$ 36,400	$ 103,600
	Total			**$ 140,000** 100%	**$ 36,400** 26%	**$ 103,600** 74%

TABLE 4: PSCOC FY26 DEMOLITION AWARDS *A TOTAL OF SEVEN PROJECT IN SIX DISTRICTS WAS AWARDED*

	District	Demolition Location	Total Estimated Cost	District Match	State Match
1	Animas	Demolition of District Facilities	$ 1,106,856	$ 0	$ 1,106,856
2	Deming	Demolition of District Facilities	$ 456,587	$ 0	$ 456,587
3	Deming	Demolition of District Facilities	$ 179,840	$ 0	$ 179,840
4	Gadsen	Demolition of Alamo Cafeteria	$ 267,648	$ 0	$ 267,648
5	Jemez Mountain	Demolition of District Facilities	$ 1,989,000	$ 0	$ 1,989,000
6	McCurdy Charter School	Demolition of Old Teacherage	$ 45,000	$ 0	$ 45,000
7	New Mexico School for the Arts	Demolition of Campus Building	$ 456,000	$ 0	$ 456,000
	Total		**$ 4,500,931** 100%	**$ 0** 0%	**$ 4,500,931** 100%

TABLE 5: PSCOC FY26 FACILITY MASTER PLAN AWARDS *FUNDING FOR A TOTAL OF 12 MASTER PLANS*

	Project Number	Name of District or Charter School	Total Estimated Cost	District Match	State Match
Round 1: December 2025	M26-001	Taos Municipal Schools	$ 96,145	$ 60,571	$ 35,574
	M26-002	Reserve Independent Schools	$ 28,085	$ 7,302	$ 20,783
	M26-003	J. Paul Taylor Charter School	$ 35,042	$ 19,974	$ 15,068
	M26-004	Hatch Valley Public School District	$ 58,484	$ 4,094	$ 54,390
	M26-005	Lordsburg Municipal Schools	$ 49,681	$ 20,747	$ 19,934
	M26-006	Albuquerque Aviation Academy	$ 35,042	$ 22,076	$ 12,966
	M26-007	Grady Municipal Schools	$ 36,758	$ 0	$ 36,758
	M26-008	Pojoaque Valley School District	$ 66,391	$ 17,925	$ 48,465
	M26-009	Tierra Encantada Charter School	$ 35,042	$ 22,076	$ 12,966
Round 2: June 2026	M26-010	Anansi Charter School	$ 35,042	$ 22,076	$ 12,966
	M26-011	Sendero School of Academics and Career Preparation	$ 35,042	$ 19,974	$ 15,068
	M26-012	Fort Sumner Municipal Schools	$ 35,216	$ 21,482	$ 13,734
	Total		**$ 536,968** 100%	**$ 298,670** 54%	**$ 1,168,142** 46%

Facility Master Plan Awards

During FY26, PSFA administered two Facility Master Plan (FMP) award cycles:

- **ROUND 1 (DECEMBER 2025):** $174,767 awarded to six districts and six charter schools.
- **ROUND 2 (JUNE 2026):** $63,532 awarded to five districts and four charter schools.

In total, the PSCOC awarded $238,299 to support the development of 12 new or updated master plans **(Table 5)**.

Teacher Housing Awards

PSCOC placed a hold on the Teacher Housing funding program so no teacher housing projects were awarded in FY26.

Lease Assistance Awards

The FY26 award cycle was announced with funding opportunities under the Lease Assistance program, based on the following eligibility criteria:

TABLE 6: PSCOC FY25 LEASE ASSISTANCE AWARDS *111 TOTAL APPLICATIONS AT 97 SCHOOLS WERE AWARDED*

Number of Awards	111
Average Percent of Lease Reimbursed	64%
Average Award per Student/Member	$816.89
Total Lease Assistance	$24,030,326

- **CHARTER AND DISTRICT SCHOOLS:** The applicant was a charter school or school district leasing educational facilities.
- **PLANNING AND AUDIT:** The applicant had both of the following: (1) a current Facilities Master Plan (FMP) and (2) a current audit.

PSFA received a total of 111 Lease Assistance applications from Charter Schools and PSCOC awarded funds to all of them **(Table 6)**

Total Dollars Awarded by District (FY17 - FY26)

$1.9B TOTAL VALUE OF AWARDS OVER TEN-YEAR PERIOD

Figure 4 presents the total dollars awarded to each district over the past ten fiscal years (FY17 to FY26). The dollar totals are adjusted for inflation. All figures are denominated in FY26 dollars using the Mortenson Construction Cost Index (MCCI) for construction- related categories and the Consumer Price Index (CPI) for professional services such as Facilities Master Plans The totals reflect all major funding categories, including core programs (Standards-based, Systems-based, Pre-Kindergarten, Teacher Housing, and FMP, as well as Demolition, Security, Emergency, HB505, SB212, Impact Aid, Maintenance & Certification, and Outside of Adequacy awards).

FIGURE 4: MAP SHOWING TOTAL DOLLARS AWARDED BY SCHOOL DISTRICT (FY17 TO FY26)

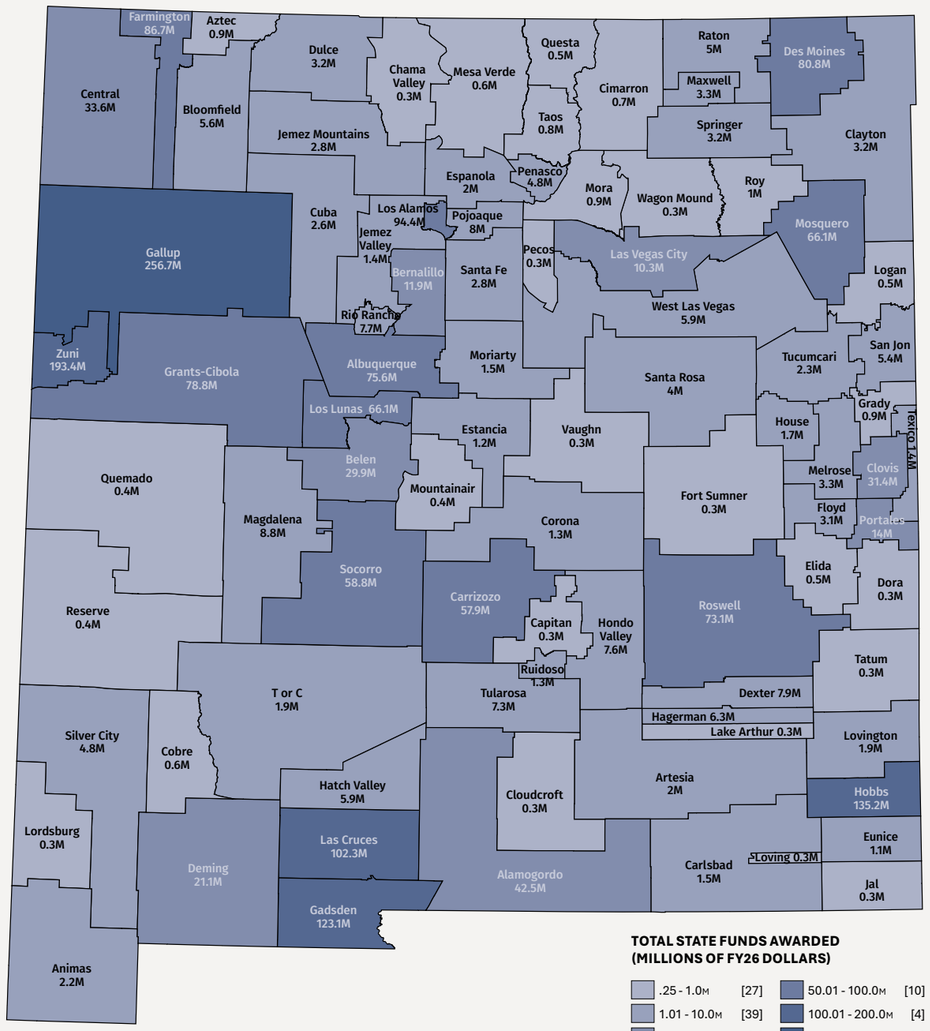



Socorro Middle School, Socorro, New Mexico

Total Dollars Awarded per Student (10yr Average)

$6.4 THOUSAND AVERAGE AWARD PER STUDENT

Figure 5 shows the ten-year average of total dollars awarded per student, based on the same inflation-adjusted and quality-controlled dataset used in Figure 4. For each district, student enrollment was summed across FY17 to FY26 and divided by ten to calculate an average enrollment figure.

Total funding over the same period was then divided by that average, allowing for more equitable, size-adjusted comparisons between districts. As with Figure 4, the analysis includes all major award categories and expresses all dollar values in FY26 dollars.

FIGURE 5: MAP SHOWING TOTAL DOLLARS AWARDED PER STUDENT OVER 10 YEAR PERIOD

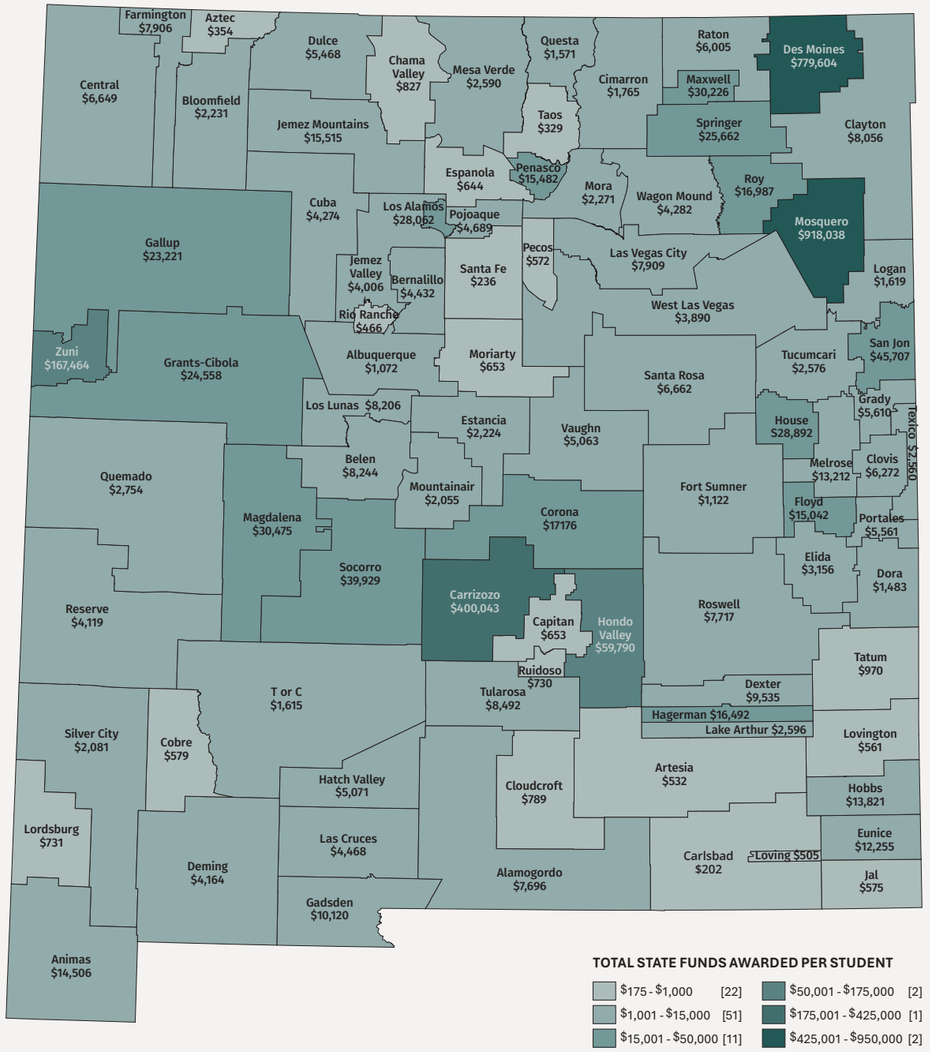

Peralta Elementary School, Los Lunas, New Mexico

Construction Information Management System (CIMS)

Key Accomplishments for FY26

The past fiscal year marked a dynamic change in the agency's administration: the Construction Information Management System (CIMS) is now recognized as an asset to improve the agency's end-goal of providing New Mexico's kids with safe, well-built, and effective school facilities, including:

- Adding an additional staff member to provide technical support.
- Updating all active CIMS processes to meet current requirements.
- Redesigning the Project Status Report to provide a concise picture of a project's progress to completion.

How Our Work Comes Together

Through a coordinated effort across multiple departments, each contributes distinct expertise to support the planning, funding, and execution of capital projects and lease assistance for public school facilities across New Mexico. These efforts are essential to ensuring that educational environments statewide are safe, sustainable, and designed to support effective teaching and learning. CIMS is committed to maintaining a Continuous Improvement Program to assist the agency with its mission.

How We Track and Share Project Information

The PSFA and New Mexico's school districts rely on CIMS as a centralized platform to track and share information for PSCOC-funded projects. Once the PSCOC awards a project, staff uses CIMS to enter, organize, and access information related to funding, schedules, and required documentation throughout the project's lifespan. Each project type follows a defined process within the system, guiding users through the planning, design, and construction phases. Throughout the next fiscal year, our team will continue to develop reports and provide data that ensure critical decisions are made with maximum clarity.

Opportunities for the Future

CIMS is committed to maintaining a Continuous Improvement Program to assist the agency with its mission. Throughout FY27, our team will continue to develop reports and provide data that ensure critical decisions are made with maximum clarity.

Tularosa Middle School, Tularosa, New Mexico

11-23-2026 PSCOC Meeting Page 105

Finance Department

FUNDING SCHOOLS WITH ACCOUNTABILITY

Department Overview

Last year was a milestone for the agency, marked by significant financial, operational, and organizational achievements. Finance continued to play a critical role in supporting the PSFA's operations and advancing the PSCOC's mission—by following through on the foundation that the agency laid in FY25 for making long-term improvements.

The Finance Department manages PSFA's operating and capital funds, oversees the flow of bond proceeds, ensures fiscal compliance, and supports districts and charter schools with timely and accurate financial information related to capital projects.

Core Responsibilities

The Finance team manages all fiscal operations of the agency and provides support for capital project funding overseen by the PSCOC. Key responsibilities include:

- Managing the PSFA's operating budget and financial reporting.
- Tracking issuance and use of Supplemental Severance Tax Bonds (SSTBs).
- Supporting project-level financial oversight, including audits and closeouts.
- Coordinating with Department of Finance and Administration (DFA) for compliance.
- Providing monthly financial reports for operational and capital funding.
- Supporting districts with accessible and transparent funding information.
- An umbrella under Finance is the Contracts & Procurement group, which assists the agency and district with RFP and procurement requirements and procurement code compliance. The Contracts team reviews change orders and amendments. Finance reviews the funding including in MOUs based on PSCOC approvals and ensures funding is established and in place.

Key Accomplishments for FY26

- Obtained approval for an **$860,500** increase to our operating budget.
- Secured an additional **$2.5 million** legislative appropriation for contractual services that support critical agency priorities, strengthen operations, and improve service delivery to stakeholders.
- Sold approximately **$363.6 million** in SSTBs to support new and out-of-cycle PSCOC awards, as well as other legislative initiatives and programs. This effort will significantly improve financial transparency, accountability, and long-term management of capital funding.
- Engaged a specialized vendor to complete a comprehensive reconciliation of the agency's 34 active SSTBs issuances, representing more than **$1 billion** in bond sales over the past 15 years.
- Drew down more than **$480 million** in revenues to support active capital projects and programs across the state.
- Resolved and returned a **$13 million** liability to the State Board of Finance, addressing a longstanding issue from prior fiscal years that had resulted in an audit finding.
- Conducted an internal control review in collaboration with the Office of the State Controller to identify agency-wide opportunities for improvement and strengthen internal processes and controls.



Bluewater Elementary School, Bluewater, New Mexico

11-23-2026 PSCOC Meeting Page 106

Opportunities for the Future

The Finance team's success is moving forward under the leadership of the agency's new Executive Director—whose arrival has brought renewed energy, contemporary perspectives, and meaningful organizational improvements that are strengthening agency operations and long-term planning. During the new fiscal year we:

- Anticipate managing approximately **$1.3 billion** in active capital outlay awards, with the potential for an additional **$1 billion** in awards associated with FY26 projects as they advance through planning, design, and construction over the coming years.
- Conduct organization-wide process improvements and modernization efforts with the agency's approved FY27 supplemental budget. One of our primary goals is to obtain approval for a substantial increase in our recurring operating budget—potentially doubling prior funding levels to recruit and retain additional qualified staff needed to support our expanding portfolio of projects and programs.
- Complete the comprehensive reconciliation of all active SSTBs and begin evaluating and developing new systems and software solutions to streamline operations, improve data management, and enhance reporting capabilities.
- Continue strengthening partnerships with other state agencies to improve communication, collaboration, and transparency for all stakeholders invested in the success of New Mexico's public school capital projects.
- Continue enhancing procurement, contracting, and solicitation processes to encourage greater participation from a broader, more competitive pool of qualified vendors.
- Further collaborate with industry partners, school districts, and state agencies to identify market challenges early—and develop strategies that help maintain project schedules, service levels, and successful outcomes for our constituents despite ongoing workforce and contractor shortages.

SSTB Issuance Trends

Figure 6 shows the massive uptick in project activity and expenses we are actively managing across the Finance and Field groups.

FIGURE 6: PSFA EXPENSE DRAWDOWNS

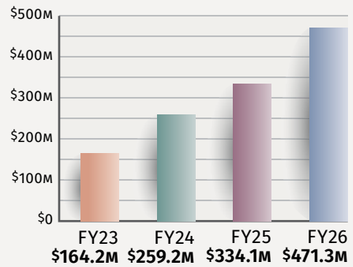

Strategic Direction

The Finance Department continues aligning its work with the PSFA's strategic plan. These efforts reflect our team's long-term commitment to accountability, service, and the effective management of public resources, and include:

- Expanding outreach to districts to support informed capital planning.
- Delivering clearer, more timely monthly reporting.
- Empowering stakeholders with simplified financial information.
- Enhancing transparency through improved policies and documentation.



Peralta Elementary School, Los Lunas, New Mexico

11-23-2026 PSCOC Meeting Page 107



FY26 FAST FACTS

- *31 FMPs reviewed and approved*
- *$298.699 awarded in FMP assistance*
- *30 Out-of-Cycle staff reports prepared*
- *6 new applicant charter school FMPs reviewed*
- *12 FMP projects funded across two award rounds*
- *6 special studies and/or educational specifications reviewed*
- *Implemented the Demographic Data Dashboard*

Tularosa Middle School, Tularosa, New Mexico

Facility Planning

WHERE EVERY SCHOOL INVESTMENT BEGINS

Core Responsibilities

Planning is both the first step in the facility investment pipeline and a key contributor to agency-wide initiatives—providing data, analysis, and policy support that inform decisions across the organization.

The Facility Planning team is responsible for managing the Facilities Master Plan (FMP) program—which helps New Mexico school districts and charter schools to develop long-term strategies for facilities maintenance, growth, and capital investment. We perform the ongoing analytical and policy work that supports the PSCOC's decision-making.

Through the FMP program, Planning helps ensure every district and charter school has an up-to-date plan that aligns with state requirements and funding eligibility criteria via the development of long-term strategies for facilities maintenance, growth, and capital investment.

Our team also handles critical day-to-day operations that keep the PSFA's broader work moving forward: reviewing Out-of-Cycle funding applications, contributing to revisions of the Adequacy Standards and the Adequacy Planning Guide (APG), and analyzing demographic data to forecast school enrollment—either confirming district-reported projections or providing revised estimates based on independent analysis.

In addition, we review special studies required by the PSCOC awards or district-initiated studies including educational specifications, attendance boundary studies, and capacity and utilization studies. Educational specifications help a district define the spaces a school needs in relation to its educational program. Boundary studies and capacity/utilization studies play a role in the efficient use of school space.

Cross-Departmental Collaboration

In FY26, Planning played a key role in supporting the PSFA's interdepartmental workflow:

- **FIELD SUPPORT:** Planning prepared reports for Out-of-Cycle projects and assisted in evaluating space needs, enrollment trends, and plan alignment.
- **FUNDING PROGRAM SUPPORT:** Provided staff reports detailing enrollment, capacity and utilization, and FMP support for all FY26 applicants.
- **ADEQUACY STANDARDS AND PLANNING GUIDE (APG):** Since FY25, Planning staff have participated in an ongoing initiative to revise the Adequacy Standards and the preliminary updating of the APG, which included rewriting certain sections. We compiled a reference guide that explained and illustrated the Adequacy Standards, the Maximum Allowable Gross Square Feet (GSF) Calculator, and the APG itself. Staff also collaborated with the Facilities Database Manager to present a summary of these updates to the PSCOC.

Key Accomplishment for FY26

The FY26 PSCOC application cycle saw unprecedented demand for program funding requiring extensive analysis, review, and collaboration. Facilities Planning assisted the agency in compiling material, attending review sessions, and making recommendations toward this effort. We continued to support our Field staff with ongoing projects through demographic analysis and updated enrollment projections when necessary and assisted with space-programming analysis.

Highlights of last year's successes included:

- Playing a key role in the FY26 applications process by providing staff reports detailing district priorities, demographic analysis, and capacity utilization studies to help guide the application process.
- Providing critical support to the Field team through space analysis tasks that ensured projects complied with our adequacy standards and the intent of the project Memorandum of Understanding (MOU).

- Participating in initial meetings to begin revising the APG, and in the creation of a potential Scope of Work to solicit Requests for Proposals.
- Proactively supporting the agency through research and analysis of various topics relevant to our agency mission.
- Managing the FMP program through regular coordination with school districts and master plan consultants to ensure the plans reflected district and charter school priorities.

FMP Awards for FY26

The team reviewed and approved FMPs for 12 school districts, 10 established charter schools, and nine applicant charter schools. The team administered two FMP award cycles:

- **ROUND 1** (Oct 2025): $256,901 awarded to six districts and three charter schools.
- **ROUND 2** (Apr 2026): $41,767 awarded to one district and two charter schools.

In total, the PSCOC awarded $298,669 to support the development of 12 new or updated master plans. Along with managing FMPs, Planning provided vital day-to-day support by preparing 34 Out-of-Cycle project reports, which addressed FMP compliance, demographic updates, space needs, and other issues. Using independent data, our planners validated or adjusted enrollment projections to ensure (1) consistency with the Adequacy Standards and the APG and (2) support of fair funding decisions.

Opportunities for the Future

The end of FY26 marks a new beginning for the agency with the expansion of the Facilities Planning team and other support staff who bring new skills, knowledge, and overall enthusiasm. Now with the capacity to focus beyond core responsibilities, we can support the agency in launching new initiatives such as researching relevant topics, drafting white papers, and creating graphical presentations, among others. We are also better-positioned to support the PSCOC, legislators, and school boards by providing data to supplement our already-extensive analysis.

Our efforts in FY27 will include:

- **SPEARHEADING THE APG REVISION PROCESS:** Begun in FY26, our proposed revision of the APG will continue in earnest. We plan to address several issues in our current APG, such as identification of space requirements for new educational programs and school support spaces. This effort will help us clarify school space needs and help us make recommendations to the PSCOC that support school space needs.
- **NAVIGATING GREATER DEMANDS ON OUR TEAM:** The increase in the number of previously awarded projects, along with supporting new FY26 applications, provides a significant challenge in terms of staff resources and time that we are meeting with strategic team collaboration and support of management.
- **ACKNOWLEDGING NEW MEXICO'S CHANGING DEMOGRAPHICS:** This continues to provide a challenge in analyzing enrollment trends and projections, particularly for projects awarded under one design capacity but whose actual enrollment numbers trend differently. Our staff is continually working to improve our student projection methods, which involves close coordination with master plan consultants, districts, and demographic data sources.
- **ENSURING A READY SUPPLY OF CONTRACTORS:** Maintaining our goals, productivity, and service standards starts with collaboration among all agency departments, including clear lines of communication and project organization. The entire agency must play a role in making a concerted effort to (1) identify choke points and (2) develop strategies for overcoming bottlenecks. Our team will need to be responsive to the needs of the Field staff for assistance with issue identification and creative solutions to help move projects forward. Effective integration and onboarding of new staff will assist in this effort.
- **CONTINUING TO SUPPORT THE FMP PROGRAM:** For school districts and charter schools, this is the foundational document for all PSCOC awards—and is the best business practice to assist school districts in identifying capital needs with all available resources. We anticipate an active FMP assistance program awards cycle as school districts and charter schools replace expiring FMPs with new plans.



Peralta Elementary School, Los Lunas, New Mexico

11-23-2026 PSCOC Meeting Page 109

Programs Department

RECORD AWARDS AND A NEW CAPITAL OUTLAY PROCESS

Department Overview

The Programs team is responsible for designing, managing and overseeing the State's public school approved capital outlay programs.

Core Responsibilities

Our key functions include managing annual funding cycles and program communications; reviewing Letters of Intent and confirming eligibility based on statutory and policy criteria; coordinating with applicants to refine project scopes, budgets, and readiness documentation; preparing funding recommendations for the PSCOC's consideration and action; administering Lease Assistance applications for eligible charter schools and district-leased facilities; and funding programs administered during the fiscal year, which include:

1. **STANDARDS-BASED:** Major capital improvements to move school facilities closer to statewide adequacy standards.
2. **SYSTEMS-BASED:** Targeted repairs and replacements of critical building systems, including roofs, HVAC, and other facility infrastructure.
3. **PRE-KINDERGARTEN FACILITIES:** Capital support for classrooms and learning spaces that serve early childhood education needs.
4. **TEACHER HOUSING PILOT:** Support for educator housing needs in rural, remote, and tribal communities.
5. **LEASE ASSISTANCE:** Facility lease support for eligible charter schools and district-leased facilities.

Cross-Departmental Collaboration

Throughout the FY26 transition, Programs collaborated closely with the PSFA's Facilities, Field, and Finance teams at every stage of a newly strengthened application and review process. These cross-departmental partnerships improved the quality of project recommendations and supported the development of funding requests presented to the PSCOC.

Key Accomplishments for FY26

FY26 marked a significant transition for the Programs Department, as we:

- Transitioned to a new Program Manager and a new Programs Analyst and introduced a planning phase for Standards-based awards, which adjusts the timeline for when construction may begin.
- Continued to administer Community Benefit funding to support projects that provide direct benefits to school communities, including efforts related to transportation, infrastructure, and long-term operational savings. The program generated increased interest with 42 applications received for FY27 compared with five applications in the prior round.
- Maintained approximately $26 million in Lease Assistance to help eligible charter schools and district-leased facilities offset lease costs and maintain access to appropriate educational spaces—thereby directing more operating resources toward instruction, student services, and day-to-day school operations while continuing to meet facility needs in a manner comparable with public schools that do not incur facility lease costs.
- Awarded more projects than in any prior year to date, with 43 Systems-based projects and 21 Standards-based projects, totaling approximately $1.4 billion in capital outlay funds to construct new schools and upgrade existing building systems.
- Shifted away from prior program practices, and implemented a three-phase approach consisting of Planning, Design, and Construction.
- Implemented a more controlled methodology informed by historical cost data rather than relying solely on estimated costs.

FY26 Application Totals and Outcomes

- **STANDARDS-BASED:** 26 applications received; 20 eligible, two withdrawn, two placed on hold, and two ineligible.
- **SYSTEMS-BASED:** 42 applications received; 14 withdrawn and seven ineligible, with 21 projects ultimately awarded.



- **PRE-KINDERGARTEN FACILITIES:** One application received and awarded.
- **DEMOLITION:** 12 applications received; three withdrawn and two removed because buildings were sold, with seven projects ultimately awarded.
- **TEACHER HOUSING PILOT:** Seven applications received; all were placed on hold pending resumption of the housing program.
- **LEASE ASSISTANCE:** 111 applications received from charter schools, all of which were awarded.

Opportunities for the Future

This fiscal year marks a new beginning for the Programs Department through new leadership and increased staffing, which provide the PSFA with additional experience in housing, local government, tribal government, renewable energy, and program management at the state and federal levels.

Our new three-phase award structure is designed to allow the Programs team to more thoroughly evaluate projects as submitted, and to better prepare projects for successful implementation. The focus on Planning, Design, and Construction ensures the time, analysis, and due diligence required for supporting the PSFA's fiduciary responsibility to manage taxpayer-funded projects efficiently and effectively.

For the next fiscal year, our goals to support high-quality learning environments for students statewide

- Improving internal support structures, increasing automation, streamlining program processes, and providing districts with accurate, current, and accessible information.
- Expanding outreach to eligible districts and updating internal application mechanisms used for funding applications. In FY26, the Fund received 42 applications—exceeding 25 applications in the previous round—and we are working to allocate remaining funds from that legislative award.
- Providing stronger project-level information through planning awards to ensure that when districts proceed to bid, they more clearly recognize of the full scope and needs of each project.
- Evaluating regional strategies for addressing construction-related contractual obligations and identifying options that better align with local conditions, geography, and market capacity.

Farmington Pre-School Academy Ribbon Cutting, Farmington, New Mexico

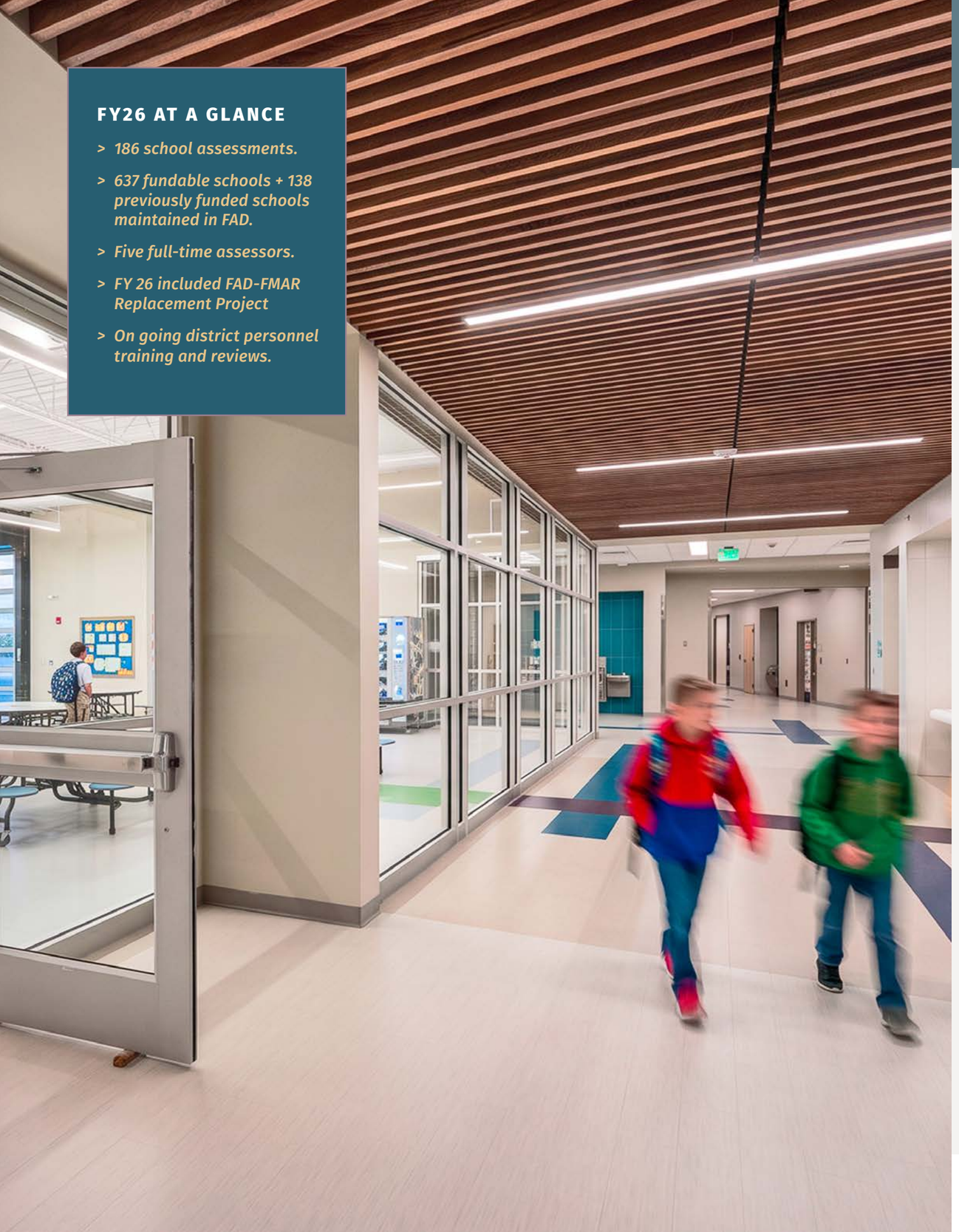

FY26 AT A GLANCE

- *186 school assessments.*
- *637 fundable schools + 138 previously funded schools maintained in FAD.*
- *Five full-time assessors.*
- *FY 26 included FAD-FMAR Replacement Project*
- *On going district personnel training and reviews.*

Facilities Assessment

GUIDING CAPITAL OUTLAY FUNDING WITH OBJECTIVE DATA

Department Overview

Our team manages the Facilities Assessment Database (FAD), the primary tool for evaluating the physical condition and educational adequacy of New Mexico's public school buildings, which are ranked each year based on severity of need with two core metrics: the Facility Condition Index (FCI) and the weighted New Mexico Condition Index (wNMCI). These rankings guide funding decisions made by the PSCOC, thereby helping direct resources to those schools with the greatest need.

The FAD is continuously updated through field assessments, district input, and review of completed projects. Its dynamic nature allows schools with emerging or worsening conditions to move up in priority—ensuring the system remains fair, responsive, and current.

Core Responsibilities

The Assessment Team's primary responsibility is to maintain the quality, accuracy, and transparency of the FAD. This includes conducting on-site evaluations of school conditions, updating system weights and degradation models, integrating policy and standards changes, and supporting districts in maintaining accurate data.

The FAD is not a static list. A school's ranking may shift due to worsening conditions (e.g., storm damage), completed repairs, or updates to standards. While this flexibility ensures urgent needs are not overlooked, the department also maintains consistency so that districts can plan long-term projects and bond initiatives with confidence.

Trends and Metrics

Since the FAD's inception, the condition of New Mexico's public school facilities has steadily improved. The average FCI significantly declined from 70 percent in FY05 to 57 percent in FY26, and the wNMCI—which includes educational adequacy factors—even more significantly dropped from a high of 55 percent in FY06 to 27 percent in FY26.

As of year-end FY26, PSFA was managing 138 active projects. These are expected to reduce average FCI by up to eight percentage points and the wNMCI by up to five percentage points.

Key Accomplishments for FY26

Over the past fiscal year, we reached a new high relative to site assessment rate, incorporation of new checklists, and procedure improvements. Facilities Assessment staff conducted 186 facility assessments across 637 fundable schools. The team maintained a staff of five full-time assessors an increase over previous years that reflects the PSFA's growing commitment to data accuracy and responsiveness.

Because accurate facility data is essential for fair funding decisions by supporting districts and improving data, our "new beginning" for FY26 included an FAD-FMAR Replacement Project.

In addition, Facilities Assessment staff collaborated in FY26 with districts, construction partners, and Facilities Master Plan vendors to verify data and record updates. These included post-construction condition updates, joint reviews with the State of New Mexico's Construction Industries Division (CID), training and support for district personnel, and ongoing communication and regular fieldwork to ensure that schools are (1) ranked accurately and that (2) funding decisions reflect actual facility conditions.

Opportunities for the Future

Looking ahead to this fiscal year, we will continue utilizing the same established methodologies while implementing improvements to the technology platforms that host and support the FAD-FMAR systems, by enhancing system performance and usability without altering the underlying data or processess.

Red Rock Elementary, Gallup, New Mexico

Field Team

BUILDING BETTER SCHOOLS, ON BUDGET

Department Overview

The Field team plays a critical role in advancing PSFA's mission to create safe, equitable, and high-quality public-school facilities across New Mexico. Comprising Regional Project Managers (RPMs), Central Coordinators (CENCOs), a Senior Coordinator, a Close-Out Manager, and support staff, we operate under the direction of the Senior Project Manager. We ensure that every project—whether a new school building or a system upgrade—meets current educational standards and contributes to a better learning environment. School districts with little to no experience managing large capital projects rely on the PSFA for support.

Core Responsibilities

The Field team is actively involved in all phases of each awarded project:

- Team responsibilities span spatial programming, facility design, construction bidding and contracting, project management, and final close-out.
- Along with providing technical oversight, team members work closely with school districts to help them realize the full potential of their projects.
- We maintain a strong commitment to fiduciary responsibility, ensuring that public funds are managed effectively and transparently.

Key Accomplishments for FY26

The past fiscal year ended on high note, with additional Project Managers being brought on board and implementing strategic improvements to enhance delivery of 160+ projects —with a potential of an additional $1.5 billion from FY26 applications.

In addition, the PSCOC approved over $289 million in construction funding for the Field team to manage 10 Standards-based projects, four Systems-based projects, and one project from the Teacher Housing Pilot program. We also successfully completed eight projects under-budget.

Other Field team successes in FY26 included:

- Formalizing the training process for new Project Managers and assigning projects based on complexity as well as the experience and capacity of the Project Managers.
- Hiring additional, more-qualified Project Managers that are well-suited to concurrently manage multiple complex building system and school facility replacement projects.
- Completely revamping the Field group to better support capital outlay projects—recognizing improvements in qualified staff, increasing capacity, and advancing training tools and resources.
- Implementing cost control measures and policies and build-in training modules related to contractual agreements, and reducing change orders.
- Enhancing coordination among the Field, Planning & Design, and Finance teams.
- Expanding the depth of training for new Project Managers, Design Professionals, and General Contractors.
- Working with the Leadership team to continue with the improvements to the Project Status Report (PSR) and other project tracking documents.

Opportunities for the Future

New leadership is driving strengthened staffing levels and support for the agency team and stakeholders—with improvements in performance, contract management, maintenance of the state's investments, and agency transparency and quality for Capital Outlay processes from design and construction through closeout.



A TYPICAL WEEK IN THE LIFE OF A PSFA PROJECT MANAGER

- *Processing 400–500 emails and correspondence.*
- *Participating in critical project meetings.*
- *Fielding 70–80 stakeholder informational phone calls.*
- *Attending school board meetings.*
- *Staying abreast of PSCOC and subcommittee meetings.*
- *Managing project tasks (such as change requests, financial commitments, and project adjustments) through the Project Management Database.*

These opportunities include:

- Providing more extensive training on the Adequacy Standards and the Adequacy Planning Guide (APG), and more Continuing Education opportunities.
- Continuing to hire new Project Managers, which will benefit school boards and legislators by bringing greater transparency oversight and cost control to large capital outlay projects.
- Maintaining additional oversight of General Contractors and Design Professionals plus cost control measures, which will benefit school boards and legislators by reducing initial project costs, the need for corrective work, change orders, and total project costs.
- Working with the Leadership team and other departmental teams to help generate interest in our projects from out-of-state Design Professionals and General Contractors.
- Developing a training program for external stakeholders such as School Districts, General Contractors, Owner's Representatives, and Design Professionals.

Measurement & Verification (M&V)

OPTIMIZING ENERGY AND WATER SYSTEMS FOR OUR SCHOOLS

Overview

Energy is often one of the most overlooked areas of opportunity in school district budgets. Across the United States, public K-12 schools spend over $8 billion annually on energy—more than what is spent on textbooks and computers combined—making it the second-largest operations expense after salaries and benefits. These are not fixed costs; they can be actively managed and reduced. Through energy and water management programs, school districts can gain a clearer understanding of the systems they have in place, how they operate, what they cost, and how they perform over time.

With continued pressure on public budgets, real-time Measurement & Verification (M&V) systems of energy and water use offer school districts a powerful tool to reduce operating expenses and improve system efficiency. M&V also provides a foundation for engaging students and staff in sustainability efforts by integrating real-world data into the learning environment. Better energy and water performance not only cuts costs—it also supports healthier classrooms, more effective buildings, and more resilient communities.

M&V systems are widely used in buildings of all kinds to collect, transmit, and analyze data on electricity, gas, and water consumption. These systems help facility managers and operators identify inefficiencies, verify the results of energy-saving measures, and optimize maintenance schedules. Organizations that implement M&V benefit from improved operational efficiency, cost savings, and resource management.

Public schools in particular stand to gain significantly from these systems. In many states, M&V has helped educational facilities reduce utility expenses, enhance building comfort and safety, and extend the life of infrastructure investments—by providing actionable insights into how school facilities actually perform.

Pilot Program and Vendor Partnership

Initiated as a Pilot Program in 2014, PSFA has installed meters and monitoring equipment in numerous schools statewide as part of its M&V project. However, a centralized data platform was not initially established, limiting the ability to analyze accumulated data. To address this issue, the PSFA engaged a local vendor to provide energy management technology and software services for PSCOC-funded school facilities.

This initiative began with a pilot program involving five districts. In FY26, the program extended into its current Phase II initiative, which includes 18 additional school districts:

PHASE 1

- *Bernalillo Public Schools*
- *Gallup McKinley School District*
- *Hobbs Municipal Schools*
- *Farmington Municipal Schools*
- *Los Lunas Public Schools*

PHASE 2 BEGUN FY26

- *Belen Public Schools*
- *Bernalillo Public Schools*
- *Capitan Public Schools*
- *Central Consolidated Schools*
- *Clovis Municipal Schools*
- *Deming Public Schools*
- *Española Public Schools*
- *Estancia Schools*
- *Gadsden Independent Schools*
- *Las Cruces Public Schools*
- *Lordsburg Schools*
- *Los Alamos Public Schools*
- *Lovington Municipal Schools*
- *Mesa Vista Schools*
- *Reserve Schools*
- *Socorro Schools*
- *Truth or Consequences Schools*
- *Zuni Public Schools*

Funding and Subscription Model

The vendor provides access to data through a subscription model charged per site. Funding for three years of service was approved by the PSCOC in 2022. In 2025, the PSCOC approved funding for three years of service at each Phase II site along with the original pilot sites.



Farmington Pre-School Academy, Farmington, New Mexico

Maintenance & Operations (M&O) Support

KEEPING SCHOOLS RUNNING SAFELY AND EFFICIENTLY

Department Overview

Because quality maintenance programs directly impact educational outcomes, the M&O Support team plays a critical role in protecting New Mexico's long-term investment in public school facilities. More than ever, research links well-maintained schools to higher student achievement, lower absenteeism, and better teacher retention. With billions of dollars invested in school infrastructure over the past two decades, M&O ensures that vital capital improvements continue to support teaching and learning for decades to come.

Core Responsibilities

The M&O Support Team works directly with school districts to build and sustain high- performing maintenance programs. Core responsibilities include:

- **FACILITY MAINTENANCE ASSESSMENT REPORT (FMAR):** Conducts on-site evaluations of building systems to determine maintenance performance.
- **PREVENTIVE MAINTENANCE (PM) PLANNING:** Supports districts in meeting statutory PM requirements through annual planning updates.
- **FIMS TRAINING & SUPPORT:** Helps districts use the state-provided Facility Information Management System (FIMS) to manage work orders and utility tracking.
- **PERFORMANCE IMPROVEMENT:** Offers technical support, training, and follow-up assessments to help districts respond to deficiencies and raise FMAR scores.
- **RECOGNITION & LEADERSHIP:** Coordinates the annual Ben Lujan Maintenance Awards to honor outstanding district performance and leadership in facilities management.

Facility Maintenance Assessment Report (FMAR)

The FMAR is a tool that measures school district maintenance performance. First implemented in 2011, the FMAR has evolved through four cycles and remains central to assessing and improving maintenance effectiveness.

Through programs like the FMAR, PM Planning, and the FIMS, the M&O team equips districts and charter schools with tools, training, and insights to boost operational efficiency and reduce costly deferred maintenance.

- **GOALS OF THE FMAR:**

1. Measure maintenance performance through physical inspections, preventive maintenance planning, and FIMS usage.
2. Identify areas for improvement and helping districts develop strategies to achieve a"Satisfactory" or better rating for their assets.
3. Support capital planning by highlighting potential renewal needs and reducing deferred maintenance.

- **FMAR FACTORS** — For each school district, the FMAR evaluates three factors:

1. Use of a PM Plan (state statutory requirement).
2. Use of the FIMS for tracking maintenance and utilities (state statutory requirement).
3. Physical assessment of 22 critical building system categories, covering everything from structural elements to life safety systems.

- **FMAR SCORING** — FMAR Scoring is built around a five-point rating system:

1. **Outstanding (>90%):** Demonstrates a highly focused and goal-driven maintenance culture; facility conditions are exceptionally good.
2. **Good (80% ≤ Rating <90%):** Indicates a well-supported maintenance program; facilities are high quality but not outstanding.
3. **Satisfactory (70% ≤ Rating <80%):** Shows adequate maintenance that meets minimum standards; room for improvement remains.
4. **Marginal (60% ≤ Rating <70%):** Barely meets minimum standards; improvement needed.
5. **Poor (≤60%):** Maintenance is inadequate; urgent improvements are required to avoid failures.

- **FMAR PERFORMANCE TRENDS** — Since its inception, the FMAR has provided valuable insight into the state of school maintenance in New Mexico:
  - **Cycle 1 (2011-2015):** Baseline rating of 57 percent, indicating poor maintenance statewide.
  - **Cycle 2 (2015-2017):** Increased to 65 percent, showing districts were making progress but still marginal.
  - **Cycle 3 (2017-2022):** Achieved a milestone with a 71.69 percent average, crossing the Satisfactory threshold for the first time.
  - **Cycle 4 (2023-2027):** Midway through this cycle, 342 assessment show continued improvement, reduced safety deficiencies, and higher overall scores.

Tables 7 and 8 summarize the number of schools assessed and the percent distribution of schools by assessment rating, respectively, across Cycles 1 through 3 and during Cycle 4 through the end of FY26 (June 30, 2026).

TABLE 7: NUMBER OF SCHOOLS ASSESSED BY CYCLE AND FMAR RATING

Cycle	Start	End	Number of Schools Assessed by FMAR Rating					
			Poor	Marginal	Satisfactory	Good	Outstanding	TOTAL
1	1-Jul-11	30-Jun-15	43	26	17	3	0	89
2	1-Jul-15	30-Jun-17	15	38	22	4	1	80
3	1-Jan-17	31-Dec-22	120	167	269	230	54	840
4	10-Jan-23	Ongoing	23	35	113	140	31	342

TABLE 8: PERCENT OF SCHOOLS BY FMAR RATING

Cycle	Start	End	Number of Schools Assessed by FMAR Rating					
			Poor	Marginal	Satisfactory	Good	Outstanding	TOTAL
1	1-Jul-11	30-Jun-15	48.3%	29.2%	19.1%	3.4%	0.0%	100%
2	1-Jul-15	30-Jun-17	18.8%	47.5%	27.5%	5.0%	1.3%	100%
3	1-Jan-17	31-Dec-22	14.3%	19.9%	32.0%	27.4%	6.4%	100%
4	10-Jan-23	Ongoing	6.7%	10.2%	33.0%	40.9%	9.1%	100%



Satisfactory Schools Rating

Figure 7 illustrates the percentage of assessed schools rated "Satisfactory" or better in each cycle. The notable increase in assessments during Cycle 3 reflects the extended timeframe of this cycle as well as enhanced coordination between the Maintenance team and Field Assessors to conduct FMARs. This collaboration involved the implementation of a procedural change requiring assessors to update the FAD and complete an FMAR simultaneously, contributing to the increased assessment volume. The data reveal a clear upward trend in facility condition ratings, with the percentage of schools rated satisfactory or above increasing steadily from 22.5 percent in Cycle 1 to 83.0 percent in Cycle 4 through the end of FY26 (June 30, 2026).

To help districts improve FMAR scores, PSFA introduced a formal Cycle 3 process allowing districts to address deficiencies within 60 days using FIMS work orders. Updated preventive maintenance plans and FIMS training further boosted performance. Partnerships with Cooperative Educational Services (CES) and the New Mexico Public School Insurance Authority expanded training programs, enhancing facility management skills statewide and supporting sustained improvements in building system longevity.

FIGURE 7: PERCENT OF ASSESSED SCHOOLS RATED SATISFACTORY OR BETTER

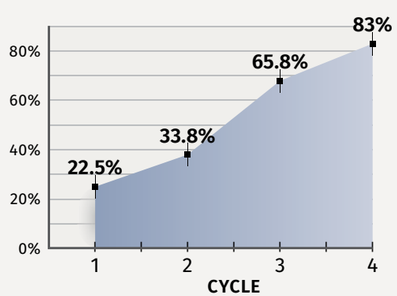

Ben Luján Maintenance Achievement Awards

Established in 2005 and named after the late Speaker of the House Ben Luján, Sr., these awards recognize exceptional maintenance teams and individuals who demonstrate outstanding leadership and commitment to facility excellence.

Over the years, these awards have honored:

- 45 school districts for facility condition excellence
- Over 356 individual staff members across 49 districts.
- The Public School Plant Manager of the Year Award, introduced in 2018, celebrates exemplary leadership in school facility management.

Facility Information Management System (FIMS)

Quality maintenance is vital to protect billions of dollars invested in public school infrastructure and keep schools safe, healthy, and comfortable. Formal preventive maintenance planning, combined with data-driven tools like FMAR and FIMS, foster a proactive maintenance culture that extends asset life and supports better educational outcomes.

Since 2006, FIMS has been the statewide backbone for managing maintenance work orders and utility data. It helps districts by:

- Reducing reactive maintenance through planned preventive actions.
- Tracking power and water use to improve resource management.
- Providing actionable data to improve maintenance efficiency and reduce costs.

About 66 percent of New Mexico school districts use FIMS Maintenance and Preventive Maintenance Direct modules to drive efficiencies. Districts finished last year with an 85 percent preventive maintenance plan currency rate. These rates have steadily increased despite pandemic recovery and ongoing staffing and funding challenges.

TABLE 9: BEN LUJÁN MAINTENANCE ACHIEVEMENT AWARDS
AWARD RECIPIENTS FOR FISCAL YEAR 2026

Name	District	Award Type
Farmington District	Farmington	District Award
Los Lunas District	Los Lunas	District Award
Charles Vanden Broeck	Farmington	Plant Manager of the Year
Maintenance Team	Bernalillo	Team Award
Maintenance Team	Logan	Team Award
Maintenance Team	Los Alamos	Team Award
Maintenance Team	Rio Rancho	Team Award
Wally Gurule	Bernalillo	Individual Award
Clair Rachor	Logan	Individual Award
Chris Rubi	Mountainair	Individual Award
Zach Charrette	Rio Rancho	IndividualAward
Daniel Cunnigham	Rio Rancho	IndividualAward
Luis Diaz	Rio Rancho	Individual Award
David Gonzales	Rio Rancho	IndividualAward
Michael Lovato	Rio Rancho	IndividualAward
David Dodd	Tucumcari	Individual Award
Patrick Gonzales	Tucumcari	IndividualAward
Jakus Martinez	Tucumcari	Individual Award
Veronica Hernandez	Tucumcari	Individual Award
Cody Ryen	Tucumcari	Individual Award
Jose Urrea	Tucumcari	Individual Award
Andrew Sainz	Tularosa	Individual Award
Rio Armijo	Wagon Mound	Individual Award
Mike Arrellin	Wagon Mound	Individual Award

Peralta Elementary School, Los Lunas, New Mexico

Human Resources

BUILDING THE TEAM BEHIND BETTER SCHOOLS

Department Overview

The Human Resources (HR) Department plays a central role in supporting the PSFA's organizational health and workforce stability. FY26 marked the successful conclusion of a major transitional phase for our team.

Core Responsibilities

HR is responsible for managing recruitment, onboarding, employee relations, and workforce analytics. The department ensures compliance with employment policies and supports a positive employee experience through structured engagement and retention strategies.

Key Accomplishments for FY26

The past fiscal year marked the successful conclusion of a major transitional phase for Human Resources and built a solid foundation for the future, with a full organizational structure review.

- **STRATEGIC STAFF EXPANSION:** Successfully recruited, hired, and onboarded critical personnel across key departments. Created new positions and established a highly competitive compensation structure designed to attract top talent.
- **COMPENSATION RESTRUCTURING:** Executed a comprehensive compensation review and successfully implemented an updated salary scale aligned with regional market standards to ensure equity and competitiveness.
- **RETENTION BREAKTHROUGH:** Significantly stabilized our workforce.

Opportunities for the Future

The new fiscal year represents a fresh chapter centered on optimizing organizational structure, strategic staffing, and heightened operational momentum. The PSFA remains deeply committed to equipping school districts with the support, resources, and necessary guidance to keep school infrastructure in good standing.

Our priorities for FY27 include strengthening our project management oversight and providing clear technical assistance early in the planning phase. Operating with a fully staffed and highly competitive workforce will ensure consistent delivery of premium service to our community.

- **CORE GOAL:** Maximize the productivity and overall efficiency of our newly expanded team to systematically clear outstanding project backlogs.
- **TARGETED IMPROVEMENTS:** Prioritize advanced training and professional development for staff to optimize cross-department collaboration and accelerate project delivery timelines.

Cross-Departmental Collaboration

HR works closely with department managers to align onboarding goals with operational needs. The expanded onboarding framework has improved coordination between HR and supervisors, ensuring that new hires received timely training and mentorship. These efforts contribute to improved employee engagement and reduced early turnover.



Tohatchi High School, Tohatchi, New Mexico



Information Systems and Technology (IST)

MODERN TOOLS, SECURE SYSTEMS, SMARTER DATA

We support the PSFA's mission by maintaining secure, reliable, and modern technology infrastructure. Our work spans three core areas to ensure that staff have the tools and systems needed to perform their work effectively and securely.

1. **FRONT OFFICE:** User-facing hardware and software.
2. **BACK OFFICE:** Infrastructure and system administration.
3. **DEVELOPMENT:** Custom software solutions.

Core Responsibilities

IST manages agency-wide technology assets, supports staff devices and applications, maintains secure data environments, administers cloud services, and develops custom software tools.

Key Accomplishments for FY26

- **FRONT OFFICE PROJECTS:** IST completed a major hardware refresh, replacing outdated equipment and standardizing staff devices—thereby increasing hardware consistency, strengthening remote work capabilities, and supporting agency growth and changing staffing needs.
- Procured 44 Dell laptops, 54 monitors, and 69 docking stations to support staff growth, replace aging equipment, and establish Dell as the agency's new standard for front-office hardware.
- Began transitioning away from Lenovo devices and established a structured hardware refresh cycle, positioning the agency to replace approximately one-third of its laptops during FY27.
- Expanded support for reliable work from any location by providing staff with standardized laptops, docking stations, monitors, cloud applications, and remote support capabilities.
- Continued supporting Microsoft 365 as the agency's standard productivity platform, including Teams, SharePoint, Exchange Online, and Office applications.
- **BACK OFFICE PROJECTS:** IST completed major infrastructure and security initiatives that advanced the agency's cloud transition—creating a more secure, accessible, and scalable technology environment while reducing dependence on aging on-premises infrastructure:
- Deployed SharePoint sites and document repositories to replace on-premises network drives and improve remote access, collaboration, version control, and secure file sharing with external partners.
- Completed the migration from on-premises Active Directory to Microsoft Entra ID and continued administering agency devices through Microsoft Intune.
- Deployed multi-factor authentication agency-wide and completed the Exchange cloud migration, thereby strengthening identity protection, access controls, system resilience, and administrative manageability.
- **DEVELOPMENT PROJECTS:** IST advanced in-house software and data initiatives intended to improve service delivery, reporting, and operational efficiency—which demonstrated our team's expanding role in agency-wide data strategy and digital transformation:
- **MONOLITH AND AGENCY DASHBOARD:** Began consolidating agency data into a searchable platform designed to improve reporting accuracy, reduce manual processes, and provide a foundation for integrating additional business systems.
- **APPLICATION CONSOLIDATION:** Initiated work to bring the Leaseassistance and systems application processes into Monolith during FY27, supporting a more unified and maintainable approach to agency data and workflows.
- **WEBSITE REDESIGN:** Completed the rebuild and deployment of the agency website and transitioned the project from active development to ongoing maintenance and refinement.

Opportunities for the Future

IST will continue to build on the past fiscal year's progress by decommissioning remaining on-premises file shares, continuing the hardware refresh cycle, expanding Monolith, maintaining reliable service despite limited contractor availability, and increasing operational demands.

Looking Ahead

A New Begininng

A NEW BEGINNING. A SHARED VISION. A STRONGER FUTURE.

It's been a significant year for the Public School Facilites Authority, and as we close FY26, we're proud of the foundation we've built together. This year marked more than progress in projects and programs; it represented a new beginning for the Public School Facilities Authority as we strengthened partnerships, embraced innovation, and laid the groundwork for the future of New Mexico's public schools. We look forward to keeping that momentum going.

The challenges facing educational facilities continue to evolve, but so does our commitment to supporting students, educators, and communities across the state. Guided by our mission and driven by collaboration, the PSFA remains focused on expanding opportunities, improving learning environments, and ensuring that every student has access to safe, functional school facilities.



In the year ahead, we will continue building on the progress achieved in FY26 by advancing strategic initiatives, enhancing services, strengthening communication and stakeholder engagement, and investing in solutions that meet the changing needs of school districts and charter schools. Through innovation, accountability, and service, we will remain committed in FY27 to providing resources and support that make a meaningful difference in educational outcomes statewide.

A New Beginning is not simply a moment in time. It is a commitment to growth, improvement, and possibility. As we look toward the future, we do so with confidence in the partnerships we have built, gratitude for those we serve, and optimism for the opportunities that lie ahead.

Together, we will continue creating stronger schools, stronger communities, and brighter futures for New Mexico's students.

Bluewater Elementary School, Bluewater, New Mexico



Tohatchi High School Ribbon Cutting, Tohatchi, New Mexico

ACKNOWLEDGMENTS & CONTRIBUTIONS

A Publication of PSFA & PSCOC

PSFA EXECUTIVE TEAM

- **Marcos Trujillo,** Executive Director
- **Larry P. Tillotson,** Deputy Director of Operations, Outreach, & Quality Assurance
- **Matthew Schimmel,** Chief Finance Officer
- **Mark Montoya,** Executive Policy & Strategy Officer

PSFA MANAGEMENT STAFF

- **Andrew Martinez,** Facilities Manager
- **Claude Morelli,** Planning and Design Manager
- **Jason Gauna,** CIMS Administrator
- **Jason Laubscher,** IT/DSD Manager
- **Jeff McCurdy,** M&O Manager
- **John Valdez,** Planning Manager
- **Veronica Batres,** HR Manager
- **Rebecca Guay,** General Counsel

OTHER CONTRIBUTORS:

We extend a heartfelt thank you to all PSFA staff who contributed their expertise, time, and dedication to this report and to the agency's mission. This includes Subject Matter Experts across Finance, Contracts and Procurement, Field Operations, Facility Assessment, Information Technology, Maintenance, Programs, Human Resources, and Executive and Council Support. Your efforts make the successes of PSFA possible and sustain equitable funding to build and maintain high-quality educational environments for all New Mexico Public School students.

DATA,NARRATIVE AND GRAPHIC CONTRIBUTIONS

- **Aide Delgado,** Executive and Council Support Team
- **Daniel Juarez,** Senior Projects Coordinator
- **Tawrence Mendoza,** Field Administrator Coordinator
- **Amy Smith,** Programs Analyst
- **Rancie Hood,** Regional Project Manager

GUIDANCE & SUPPORT

We also acknowledge the Public School Capital Outlay Council Members (PSCOC), the New Mexico Legislature, and Governor Michelle Lujan Grisham. Your leadership and expertise are pivotal in providing capital outlay funding to improve the infrastructure of New Mexico public schools.

REPORT PRODUCTION & DESIGN

In Like Flynn Design for overall design and layout, writing, editing, and proofreading.

DESIGN & PHOTOGRAPHY CONTRIBUTORS:

- **Dekker Architects** pages Cover, 02, 07, 10, 12, 17, 18, 20, 23, 25, 26, 29, 32, 35, 37, 40, and 43. ©2026 Dekker
- **Studio Southwest Architects** page 08. ©2026 Peter Molick

NEW MEXICO PUBLIC SCHOOL FACILITIES AUTHORITY (PSFA)

NEW MEXICO PUBLIC SCHOOL CAPITAL OUTLAY COUNCIL (PSCOC)

1312 BASEHART SE #200, ALBUQUERQUE, NM 87106

505.843.6272 WWW.NMPSFA.ORG

V. Awards Cycle

A. Pre-applications Received

I. Pre-applications Received

II. Presenter(s): Claude Morelli, Planning and Design Manager

III. Executive Summary (Informational):

Key Points:

FY27 Round One: Pre-applications received

Pre-applications -- Category 1 Systems-based (Immediate Code | Life | Health | Safety):

1. Clovis Municipal Schools – Cameo Elementary School (demolition)
2. Deming Public Schools – Ruben S. Torres ES (HVAC Repair)
3. Hobbs Municipal Schools – Taylor Elementary School (HVAC Replacement and Electrical Upgrades)
4. Hobbs Municipal Schools – Mills Elementary School (HVAC Replacement and Electrical Upgrades)
5. Pojoaque Valley District – Pablo Roybal ES (Fire Alarm System Upgrade)
6. Pojoaque Valley District – Pablo Roybal ES (Restroom Renovation)
7. Pojoaque Valley District – Intermediate School (Restroom Renovation)
8. Pojoaque Valley District – Intermediate School (Fire Alarm System Upgrade)
9. Pojoaque Valley District – High School (Restroom Renovation)
10. Pojoaque Valley District – High School (Fire Alarm System Upgrade)
11. Pojoaque Valley District – High School (HVAC System Replacement)
12. Pojoaque Valley District – District Wide (Exterior Door Access Control Upgrade)
13. Pojoaque Valley District – District Wide (Intercom System Replacement)

Pre-Kindergarten

- No pre-applications received.

FY27 Application Cycle

- Round One of the FY27 Application Cycle was open July 1 – September 30, 2026 and is now closed.
- PSFA staff reviewed all Round One pre-applications to determine eligibility and found that none of the proposed projects are classified as Category 1 in the Facilities Assessment Database (FAD).
- As a result, none of the Round One pre-applications are eligible to proceed to award.
- Round Two of the FY27 Application Cycle will open January 4 – March 30, 2027, with potential awards in May 2027.

FY27 Eligibility:

SUPPLEMENTAL MATERIAL

Pre-applications Received

- Systems-based Program: building systems identified as Category 1 (life, health, and safety) in the FAD.
- Pre-Kindergarten Program: all school facilities with a pre-kindergarten program.

Next Steps:

- Follow up with districts to explain Category 1 eligibility and discuss options for Round Two.

Exhibit(s):

A – FY27 Systems-based Pre-applications - Round One
B – District Pre-Application Letters of Intent

Exhibit A

FY27 Pre-Applications (Round 1)

FY27 PSCOC Funding Programs:Open for Pre-Kindergartend and Systems Identified as Category 1 (Life, Health, Safety)
Round 1: July 1, 2026 - September 30, 2026 (Potential Awards December 2026)
Round 2: January 1, 2027 - March 30, 2027 (Potential Awards May 2027)

Systems-based (Category 1 - life, health, safety)

	A	B	C	D	E	G	H	F	I	J	K	L	M	N
	District	School	FY27 Rank	FY27 wNMCI	FY27 FCI	Project Type / Request	Project Category	Deficiency Category	District Estimate of Total Cost	Local Match %	Local Match	State Match %	State Match	Eligible
1	**Clovis Municipal Schools**	**Cameo Elementary School**	N/A	N/A	N/A	Demolition and abatement	Systems	Demolition	$4,750,000	39%	$1,852,500	61%	**$2,897,500**	Not Cat 1
2	**Deming Public Schools**	**Ruben S. Torres Elementary School**	174	34.90%	57.54%	HVAC evaluation and potential replacement	Systems	Cat 3: Mitigate Additional Damage		29%		71%		Not Cat 1
3	**Hobbs Municipal Schools**	**Mills Elementary School**	153	37.25%	77.87%	HVAC replacement; electrical and controls upgrades; District is requesting 5% reduction in state match (Exemplary Maintenance).	Systems	Cat 4: Beyond Expected life	$1,657,700	63%	$1,044,351	37%	**$613,349**	Not Cat 1
4	**Hobbs Municipal Schools**	**Taylor Elementary School**	56	47.40%	83.66%	HVAC replacement; electrical and controls upgrades; District is requesting 5% reduction in State match (Exemplary Maintenance).	Systems	Cat 4: Beyond Expected life	$1,790,760	63%	$1,128,179	37%	**$662,581**	Not Cat 1
5	**Pojoaque Valley School District**	**Pablo Roybal Elementary School**	130	38.57%	66.49%	Fire alarm system upgrade and replacement	Systems	Cat 4: Beyond Expected life	$350,000.00	41%	$143,500.00	59%	**$206,500.00**	
6	**Pojoaque Valley School District**	**Pablo Roybal Elementary School**	130	38.57%	66.49%	Renovate restrooms; plumbing, fixtures, electrical, lighting, architectural and finish upgrades	Systems		$1,107,932.76	41%	$454,252.43	59%	**$653,680.33**	
7	**Pojoaque Valley School District**	**Pojoaque Valley Intermediate School**	482	17.21%	51.97%	Renovate restrooms; plumbing, fixtures, electrical, lighting, architectural and finish upgrades	Systems		$397,493.43	41%	$162,972.31	59%	**$234,521.12**	
8	**Pojoaque Valley School District**	**Pojoaque Valley Intermediate School**	482	17.21%	51.97%	Fire alarm system upgrade and replacement	Systems		$275,000.00	41%	$112,750.00	59%	**$162,250.00**	
9	**Pojoaque Valley School District**	**Pojoaque Valley High School**	120	40.19%	69.46%	Renovate restrooms; plumbing, fixtures, partitions, electrical, LED lighting and finish upgrades	Systems		$1,277,264.06	41%	$523,678.26	59%	**$753,585.80**	
10	**Pojoaque Valley School District**	**Pojoaque Valley High School**	120	40.19%	69.46%	Replace two fire alarm control panels and associated systems	Systems		$750,000.00	41%	$307,500.00	59%	**$442,500.00**	
11	**Pojoaque Valley School District**	**Pojoaque Valley High School**	120	40.19%	69.46%	Replace 13 aging packaged rooftop HVAC units; associated crane, curb, ductwork, electrical, controls, connections, weatherproofing, startup, testing and commissioning	Systems		$925,000.00	41%	$379,250.00	59%	**$545,750.00**	
12	**Pojoaque Valley School District**	**Districtwide facilities**	N/A	N/A	N/A	Install and upgrade electronic access control at approximately 60 exterior doors districtwide	Systems		$231,355.06	41%	$94,855.57	59%	**$136,499.49**	
13	**Pojoaque Valley School District**	**Districtwide facilities**	N/A	N/A	N/A	Replace intercom system in all four locations	Systems		$665,500.16	41%	$272,855.07	59%	**$392,645.09**	

Total Estimated Cost	Local Match	**State Match**
$13,512,505.31	$6,203,788.38	**$7,308,716.93**

CLOVIS MUNICIPAL SCHOOLS

PO Box 1900
1009 Main Street
Clovis, NM 88102-9000
575-769-4300
Fax: 575-769-4333
www.clovis-schools.org

Renee Russ, Superintendent
Joe Strickland, Deputy Superintendent of Employee Services
Carrie Nigreville, Deputy Superintendent of Academic Services and Leadership
Jay Brady, Deputy Superintendent of Operations, Technology, and Athletics

Board of Education

Paul Cordova, President
Shawn Hamilton, Vice-President
Terry Martin, Secretary
Cindy Osburn, Member
Nick Wiegel, Member

July 6, ,2026

Public School Facility Authority
1312 Basehart Road SE, Suite 200
Albuquerque, NM 87106

RE: Request for Systems-Based Funding – Demolition of Cameo Elementary School

To the Members of the Public School Capital Outlay Council,

On behalf of Clovis Municipal Schools (CMS), I am writing to formally engage with the Public School Capital Outlay Council (PSCOC) regarding capital funding through the systems-based awards program. Clovis Municipal Schools has long valued the partnership with the Council in maintaining and improving our district's infrastructure to ensure a safe and productive learning environment for our students.

We are submitting this request under the eligibility criteria for 100% funding for the demolition of Cameo Elementary School. As the facility has reached the end of its functional lifecycle, we believe that complete demolition is the most fiscally responsible and safety-conscious path forward for the district and the community. CMS will lower its utility and maintenance costs by complete demolition of the facility.

This request aligns directly with the Clovis Municipal Schools Facility Master Plan (FMP), which was officially adopted by the Board of Education on April 23, 2024. A key component of this plan is Recommendation #1, which outlined a phased transition for the site: first, to repurpose Cameo Elementary School in May of 2024, followed by the formal retirement and demolition of the structure as early as May of 2025. This strategic timeline ensures that district resources are optimized as we modernize our facility footprint.

Based on current market assessments and regional construction data, CMS estimates the cost of this demolition project to be significant. The facility consists of approximately **47,500 square feet**, and at an estimated cost of **$100 per square foot**, the total projected expenditure for the abatement and removal of the structure is approximately **$4,750,000**.

We would like to express our sincere gratitude to the PSCOC for considering the 100% funding of this demolition. Your support allows Clovis Municipal Schools to move forward with our long-term facility goals without diverting essential operational funds from the classroom. We appreciate your continued investment in the safety and future of our students.

Best regards,

Loran Hill
Senior Director of Operations
Clovis Municipal Schools

DEMING PUBLIC SCHOOLS
Home of the Wildcats...

Nicholas Wohlgemuth, Superintendent
Melanie Rinehart, Executive Director

Teri Knipps, Interim Deputy Superintendent
Joe Adcock, Chief Finance Officer

Letter of Intent for PSCOC Capital Funding

07/01/2026

Dear Public School Capital Outlay Council,

The Deming Public School District is applying for Systems-Based funding to procure a qualified design professional to evaluate and develop solutions for HVAC deficiencies at Ruben S. Torres Elementary School.

This school is eligible for PSCOC capital funding for a systems-based award. The school is ranked at 209, wNMCI 34.90%; Campus FCI 57.54%

Ruben S. Torres Elementary currently addresses educational needs for approximately four hundred plus students. Our maintenance team has devoted hundreds of man hours to the site, troubleshooting the geothermal system, emptying in-line water filters that are full of debris and rust, and contracting services to mitigate the water concerns within the geothermal system. We are deeply concerned that the current HVAC system will fail at any time. In addition, because the delta for temperature change is so low, the compressors must run at high pressure and then trip off and ramp up over and over, driving up energy costs.

The current HVAC system addresses all the heating and cooling needs for the Ruben S. Torres Elementary school site. The HVAC system is an nineteen-year-old geo-thermal (ground source/heat pump) system that was installed in 2007 when the school was constructed. The HVAC system is degraded due to its age, use, and poor water quality in the community, and should the system fail, the entire school would be without Heating or Cooling services. We are currently working on a contingency plan should the HVAC system fail, and where we could best address the educational needs of the 400 plus students. Due to the ongoing problems, we are currently investigating a system replacement that could possibly use some of the existing equipment/infrastructure but moving away from the geothermal system. The current square footage of the Ruben S. Torres Elementary school site is 70,638 GSF as listed in the FAD.

The current estimated cost as of June 2026 for HVAC replacement was $10,000/ton

The current District's local match percentage is 27% with no direct appropriation offset. The District does currently have funding to support the local match for the application request.

Thank you for your consideration and we look forward to the State's support in addressing this high priority need.

Respectfully,

Mr. Nicholas Wohlgemuth

District Superintendent, Deming Public Schools

400 Cody Road – Mailing Address: 1001 South Diamond
Deming, NM 88030 – (575) 546-8841 – Fax (575) 546-8517
Visit us at www.demingps.org

Hobbs Municipal Schools

… aspires to be a community that equips ALL Learners for their unique futures

RE: Taylor Elementary HVAC replacements & electrical upgrades

Dear Public School Capital Outlay Council,

Student-Centered *Every Decision impacts students experiences positively*

Service *Meet the need*

Capacity Building *Growing others and ourselves*

Innovation *Willingness to adapt in the best interest of all learners*

Sustainable High Performance *A reflective commitment to excellence*

Hobbs Municipal Schools is grateful for the opportunity to partner with PSCOC in replacing the electrical and HVAC systems at Taylor Elementary School. The current systems are outdated and in severe need of replacement. Taylor qualifies with a current ranking of #55, wNMCI score of 47.40%, and an FCI of 83.66%.

Project Scope:

HVAC: Replace 37 rooftop package units, including high efficiency gas/electric RTUs, DX cooling, gas heat, economizers, MER-13 filters, hail guards, disconnects, roof curb adapters, smoke/CO detectors, and related accessories.

Electrical: Disconnect/remove electrical connections for the existing RTUs, install new circuit breakers, new conduit and conductors for RTUs, non-fused disconnects, grounding, equipment labeling, conductor testing, panel schedule updates, and operational testing.

DDC/Controls: Install new central CPO controller, power supply, outdoor humidity sensor, 37 unitary controllers, thermostats, current sensors, transducers, relays, and discharge air sensors. BACnet control wiring, start/stop wiring, programming, point mapping, and commissioning.

Demolition/Startup: Remove and dispose of existing RTUs/controllers, recover refrigerant in accordance with EPA requirements, modify existing gas connections as needed, connect HVAC equipment to controls, and startup/test all systems.

Estimated Costs:

The estimated cost is: $1,790,760 which is $41.48/SF

Funding:

The district will utilize local capital outlay funds (HB33). Hobbs Municipal Schools is requesting the additional 5% match from the State for exemplary FMAR scores.

Respectfully submitted,

Doug Young, Assistant Superintendent/Operations
Hobbs Municipal Schools

Provide a safe learning environment that ignites and fosters passion so that all learners are provided with high-quality education that opens doors to endless opportunities – HMS Mission

Hobbs Municipal Schools

… aspires to be a community that equips ALL Learners for their unique futures

RE: Mills Elementary HVAC replacement & electrical upgrades

Dear Public School Capital Outlay Council,

Student-Centered *Every Decision impacts students experiences positively*

Service *Meet the need*

Capacity Building *Growing others and ourselves*

Innovation *Willingness to adapt in the best interest of all learners*

Sustainable High Performance *A reflective commitment to excellence*

Hobbs Municipal Schools is grateful for the opportunity to partner with PSCOC in replacing the electrical and HVAC systems at Mills Elementary School. The current systems are outdated and in severe need of replacement. Mills qualifies with a current ranking of #132, wNMCI score of 37.25%, and an FCI of 77.87%.

Project Scope:

HVAC: Replace 33 rooftop package units, including high efficiency gas/electric RTUs, DX cooling, gas heat, economizers, MERV-13 filters, hail guards, disconnects, roof curb adapters, smoke/CO detectors, and related accessories.

Electrical: Disconnect/remove electrical connections for the existing RTUs, install new circuit breakers, new conduit and conductors for RTUs, non-fused disconnects, grounding, equipment labeling, conductor testing, panel schedule updates, and operational testing.

DDC/Controls: Install new central CPO controller, power supply, outdoor humidity sensor, 37 unitary controllers, thermostats, current sensors, transducers, relays, and discharge air sensors. BACnet control wiring, start/stop wiring, programming, point mapping, and commissioning.

Demolition/Startup: Remove and dispose of existing RTUs/controllers, recover refrigerant in accordance with EPA requirements, modify existing gas connections as needed, connect HVAC equipment to controls, and startup/test all systems.

Estimated Costs:

The estimated cost is: $1,657,700 which is $32.58SF

Funding:

The district will utilize local capital outlay funds (HB33). Hobbs Municipal Schools is requesting the additional 5% match from the State for exemplary FMAR scores.

Respectfully submitted,

Doug Young

Doug Young, Assistant Superintendent/Operations
Hobbs Municipal Schools

Provide a safe learning environment that ignites and fosters passion so that all learners are provided with high-quality education that opens doors to endless opportunities – HMS Mission

1574 State Road 502
Santa Fe, New Mexico 87506
P: 505-455-2282 / F: 505-455-7152
www.pvs.k12.nm.us

Dr. Channell Segura
Superintendent

Mario Vigil
Associate Superintendent

Michelle Ortiz
Chief Financial Officer

Staci Mascareñas
Human Resources Director

September 29, 2026

Public School Capital Outlay Council
c/o New Mexico Public School Facilities Authority

Re: Letter of Intent for PSCOC Capital Funding – Pablo Roybal Elementary Fire Alarm System Upgrade

Dear Public School Capital Outlay Council:

On behalf of the Pojoaque Valley School District, I am submitting this Letter of Intent to request consideration for funding through the Public School Capital Outlay Council (PSCOC) Systems Award Program for Pablo Roybal Elementary School.

The district believes this project meets the eligibility requirements for the requested funding program. The district also confirms that all applicable eligibility requirements have been met or will be met prior to application, including required planning and maintenance documentation, as applicable.

The proposed project consists of a comprehensive upgrade and replacement of the existing fire alarm system at Pablo Roybal Elementary School. The project will address aging and outdated fire alarm equipment and provide the school with a modern, code-compliant fire detection, notification, and emergency communication system.

The project will include the replacement of the existing fire alarm control panel and all associated system components, including existing initiating devices, smoke detectors, heat detectors, duct smoke detectors, notification appliances, modules, wiring, batteries, and other components necessary to provide a complete and properly functioning fire alarm system. The project will also include the installation of a voice evacuation/emergency communication system to provide clear and intelligible emergency instructions to students, staff, and visitors throughout the facility.

The need for this project is based on the age and condition of the existing fire alarm infrastructure and the need to provide a reliable, modern life-safety system capable of supporting the needs of an elementary school facility. Upgrading the system will improve fire detection, emergency notification, system reliability, and emergency communication throughout the school.

Pojoaque Valley Schools Board of Education

Susan Quintana, President | Jerome Lujan, Vice-President | Felix Benavidez, Secretary | Toby Velasquez, Member | Adam Muller, Member

Preliminary Scope of Work
The anticipated scope of work includes, but is not limited to, the following:

1. Fire Alarm Control Panel
   - Remove and replace the existing fire alarm control panel.
   - Provide new addressable fire alarm control equipment and associated power supply.
   - Replace associated system modules, relays, annunciators, and other required components.
   - Configure, program, and commission the new fire alarm system.

2. Detection Devices
   - Replace existing smoke detectors throughout the facility.
   - Replace existing heat detectors where applicable.
   - Replace all existing duct smoke detectors and associated sampling tubes and components.
   - Replace associated monitor/control modules and initiating devices as required.
   - Provide new devices where required to meet current code and system design requirements.

3. Notification Appliances
   - Replace existing fire alarm notification appliances as required.
   - Provide new horns, strobes, speaker/strobes, and other notification devices necessary for complete coverage.
   - Provide accessible and code-compliant notification throughout occupied areas.
   - Voice Evacuation/Emergency Communication
   - Install a new voice evacuation system integrated with the fire alarm system.
   - Provide emergency voice/alarm communication equipment, amplifiers, microphones, speakers, speaker/strobes, and associated components.
   - Provide emergency messaging capabilities throughout the school.
   - Configure the system to provide clear and intelligible emergency instructions during fire and other emergency events.

4. Wiring and System Components
   - Replace or upgrade fire alarm wiring where required for compatibility with the new system.
   - Replace associated junction boxes, modules, power supplies, batteries, and other system components as necessary.
   - Provide required circuit supervision and system monitoring.

Pojoaque Valley Schools Board of Education

Susan Quintana	Jerome Lujan	Felix Benavidez	Toby Velasquez	Adam Muller
President	Vice-President	Secretary	Member	Member

5. Emergency Power
   - Provide new batteries and standby power equipment sized for the upgraded system.
   - Verify emergency power capacity and system operation under required standby and alarm conditions.

6. Testing, Programming, and Commissioning
   - Program and configure all fire alarm and voice evacuation equipment.
   - Test all initiating devices, notification appliances, duct detectors, modules, circuits, and emergency communication components.
   - Perform required acceptance testing.
   - Correct deficiencies identified during testing.
   - Provide final system documentation, programming information, record drawings, and operating instructions.
   - Provide training for designated district personnel.

7. Code Compliance
   - Complete the project in accordance with applicable current fire alarm, life-safety, electrical, building, accessibility, and emergency communication requirements.
   - Obtain required permits and inspections.
   - Coordinate with the local fire authority and other applicable regulatory agencies as required.

The district's preliminary planning cost estimate for the proposed project is $350,000. This estimate is based on the anticipated replacement of one complete fire alarm control panel and associated components, replacement of existing detection and notification devices, replacement of duct detectors, installation of a voice evacuation system, associated wiring and infrastructure upgrades, programming, testing, commissioning, permitting, and related project costs. The final project cost will be established through detailed design, equipment selection, and contractor pricing.

The district's current required local match is 41%. The district intends to request a local match reduction, if eligible.

Thank you for your consideration of this request. We appreciate the Council's continued partnership in supporting safe, adequate, and educationally appropriate learning environments for New Mexico students. The Pojoaque Valley School District is committed to maintaining safe and reliable facilities and believes this project will significantly improve the life-safety infrastructure serving students, staff, and visitors at Pablo Roybal Elementary School.

Sincerely,

Superintendent
Pojoaque Valley School District

Pojoaque Valley Schools Board of Education

Susan Quintana	Jerome Lujan	Felix Benavidez	Toby Velasquez	Adam Muller
President	Vice-President	Secretary	Member	Member

1574 State Road 502
Santa Fe, New Mexico 87506
P: 505-455-2282 / F: 505-455-7152
www.pvs.k12.nm.us

Dr. Channell Segura
Superintendent

Mario Vigil
Associate Superintendent

Michelle Ortiz
Chief Financial Officer

Staci Mascareñas
Human Resources Director

September 29, 2026

Public School Capital Outlay Council
c/o New Mexico Public School Facilities Authority

Re: Letter of Intent for PSCOC Capital Funding

Dear Public School Capital Outlay Council:

On behalf of Pojoaque Valley School District, I am submitting this Letter of Intent to request consideration for funding through the Public School Capital Outlay Council (PSCOC) Capital Funding Program for the Pablo Roybal Elementary School restroom renovation project.

The district believes this project meets the eligibility requirements for the requested funding program. The district also confirms that all applicable eligibility requirements have been met or will be met before application, including required planning and maintenance documentation, as applicable.

Scope of Work:
• Renovate all 11 existing restrooms at Pablo Roybal Elementary School.
• Replace existing plumbing fixtures with water-saving fixtures designed to reduce water consumption and improve reliability.
• Install touchless faucets and touchless flush valves to improve hygiene, reduce points of contact, and support more efficient water use.
• Update domestic water plumbing lines, drainage pipes, and shut-off valves serving the restrooms.
• Replace existing restroom partitions with new durable partitions.
• Replace existing restroom light fixtures with energy-efficient LED fixtures.
• Update electrical components and associated electrical infrastructure required to support the renovated restrooms and new lighting.
• Complete associated demolition, removal, installation, patching, finishes, testing, cleanup, and restoration necessary for a complete and operational restroom renovation.
The proposed project consists of the complete renovation of 11 restrooms at Pablo Roybal Elementary School. The project is needed to address aging plumbing infrastructure, outdated restroom fixtures, deteriorated or outdated partitions, inefficient lighting, and electrical components that no longer meet the District's desired standards for a safe, efficient, and educationally appropriate school environment. Renovating these restrooms will improve health,

Pojoaque Valley Schools Board of Education

Susan Quintana, President | Jerome Lujan, Vice-President | Felix Benavidez, Secretary | Toby Velasquez, Member | Adam Muller, Member

hygiene, accessibility, water and energy efficiency, reliability, and the overall condition of the facilities used by students and staff. The anticipated scope of work includes restroom renovation, plumbing system replacement and upgrades, fixture replacement, electrical upgrades, lighting replacement, and related architectural and finish work.

The district's preliminary cost estimate for the proposed project is $1,107,932.76, based on current planning assumptions for the complete renovation of 11 restrooms.

The district's current required local match is 41%. The district intends to request a local match reduction, if eligible, due to the significant local financial obligation associated with this project.

Thank you for your consideration of this request. We appreciate the Council's continued partnership in supporting safe, adequate, and educationally appropriate learning environments for New Mexico students.

Sincerely,

Superintendent
Pojoaque Valley School District

Pojoaque Valley Schools Board of Education

Susan Quintana	Jerome Lujan	Felix Benavidez	Toby Velasquez	Adam Muller
President	Vice-President	Secretary	Member	Member

1574 State Road 502
Santa Fe, New Mexico 87506
P: 505-455-2282 / F: 505-455-7152
www.pvs.k12.nm.us

Dr. Channell Segura
Superintendent

Mario Vigil
Associate Superintendent

Michelle Ortiz
Chief Financial Officer

Staci Mascareñas
Human Resources Director

September 29, 2026

Public School Capital Outlay Council
c/o New Mexico Public School Facilities Authority

Re: Letter of Intent for PSCOC Capital Funding

Dear Public School Capital Outlay Council:

On behalf of Pojoaque Valley School District, I am submitting this Letter of Intent to request consideration for funding through the Public-School Capital Outlay Council (PSCOC) Capital Funding Program for the Intermediate School restroom renovation project.

The district believes this project meets the eligibility requirements for the requested funding program. The district also confirms that all applicable eligibility requirements have been met or will be met before application, including required planning and maintenance documentation, as applicable.

Scope of Work:
• Renovate all 7 existing restrooms at Intermediate School.
• Replace existing plumbing fixtures with water-saving fixtures designed to reduce water consumption and improve reliability.
• Install touchless faucets and touchless flush valves to improve hygiene, reduce points of contact, and support more efficient water use.
• Update domestic water plumbing lines, drainage pipes, and shut-off valves serving the restrooms.
• Replace existing restroom partitions with new durable partitions.
• Replace existing restroom light fixtures with energy-efficient LED fixtures.
• Update electrical components and associated electrical infrastructure required to support the renovated restrooms and new lighting.
• Complete associated demolition, removal, installation, patching, finishes, testing, cleanup, and restoration necessary for a complete and operational restroom renovation.
The proposed project consists of the complete renovation of 11 restrooms at Pablo Roybal Elementary School. The project is needed to address aging plumbing infrastructure, outdated restroom fixtures, deteriorated or outdated partitions, inefficient lighting, and electrical components that no longer meet the District's desired standards for a safe, efficient, and educationally appropriate school environment. Renovating these restrooms will improve health,

Pojoaque Valley Schools Board of Education

Susan Quintana, President | Jerome Lujan, Vice-President | Felix Benavidez, Secretary | Toby Velasquez, Member | Adam Muller, Member

hygiene, accessibility, water and energy efficiency, reliability, and the overall condition of the facilities used by students and staff. The anticipated scope of work includes restroom renovation, plumbing system replacement and upgrades, fixture replacement, electrical upgrades, lighting replacement, and related architectural and finish work.

The district's preliminary cost estimate for the proposed project is $397,493.43, based on current planning assumptions for the complete renovation of 7 restrooms.

The district's current required local match is 41%. The district intends to request a local match reduction, if eligible, due to the significant local financial obligation associated with this project.

Thank you for your consideration of this request. We appreciate the Council's continued partnership in supporting safe, adequate, and educationally appropriate learning environments for New Mexico students.

Sincerely,

Superintendent
Pojoaque Valley School District

Pojoaque Valley Schools Board of Education

Susan Quintana	Jerome Lujan	Felix Benavidez	Toby Velasquez	Adam Muller
President	Vice-President	Secretary	Member	Member

1574 State Road 502
Santa Fe, New Mexico 87506
P: 505-455-2282 / F: 505-455-7152
www.pvs.k12.nm.us

Dr. Channell Segura
Superintendent

Mario Vigil
Associate Superintendent

Michelle Ortiz
Chief Financial Officer

Staci Mascareñas
Human Resources Director

September 29, 2026

Public School Capital Outlay Council
c/o New Mexico Public School Facilities Authority

Re: Letter of Intent for PSCOC Capital Funding – Pojoaque Valley Intermediate School Fire Alarm System Upgrade

Dear Public School Capital Outlay Council:

On behalf of the Pojoaque Valley School District, I am submitting this Letter of Intent to request consideration for funding through the Public-School Capital Outlay Council (PSCOC) Systems Award Program for Pojoaque Valley Intermediate School.

The district believes this project meets the eligibility requirements for the requested funding program. The district also confirms that all applicable eligibility requirements have been met or will be met prior to application, including required planning and maintenance documentation, as applicable.

The proposed project consists of a comprehensive upgrade and complete replacement of the existing fire alarm system at Pojoaque Valley Intermediate School. The project will address aging and outdated fire alarm equipment and provide the school with a modern, reliable, and code-compliant fire detection, notification, and emergency communication system.

The project will include the replacement of the existing fire alarm control panel and all associated fire alarm devices and system components. Because the facility is smaller and contains fewer fire alarm devices than other district facilities, the project will involve a complete system replacement while maintaining the appropriate level of equipment required for the size and configuration of the school. The project will include replacement of all existing smoke detectors, heat detectors, duct smoke detectors, notification appliances, modules, batteries, and other associated components as applicable. The project will also include installation of a voice evacuation/emergency communication system to provide clear and intelligible emergency instructions throughout the facility.

The need for this project is based on the age and condition of the existing fire alarm infrastructure and the need to provide a reliable and modern life-safety system for students, staff, and visitors. A complete replacement will allow the district to standardize the system, improve

Pojoaque Valley Schools Board of Education

Susan Quintana, President | Jerome Lujan, Vice-President | Felix Benavidez, Secretary | Toby Velasquez, Member | Adam Muller, Member

reliability, replace aging components, and provide improved emergency notification and communication capabilities.

Preliminary Scope of Work
The anticipated scope of work includes, but is not limited to, the following:

1. Fire Alarm Control Panel
   - Remove and replace the existing fire alarm control panel.
   - Provide a new addressable fire alarm control panel and associated power supply.
   - Replace associated modules, relays, annunciators, and other required system components.
   - Configure, program, and commission the new system.

2. Complete Replacement of Fire Alarm Devices
   - Remove and replace all existing smoke detectors.
   - Remove and replace all existing heat detectors, where applicable.
   - Remove and replace all existing duct smoke detectors and associated sampling tubes, where applicable.
   - Replace all associated monitor and control modules.
   - Provide new initiating devices as required by the final system design.

3. Notification Appliances
   - Remove and replace existing fire alarm notification appliances.
   - Provide new horns, strobes, speaker/strobes, and other notification devices as required.
   - Ensure appropriate audible and visual notification coverage throughout the facility.

4. Voice Evacuation/Emergency Communication
   - Install a new voice evacuation system integrated with the fire alarm system.
   - Provide required amplifiers, microphones, speakers, speaker/strobes, and associated equipment.
   - Provide emergency voice messaging throughout the school.
   - Configure the system to provide clear and intelligible emergency instructions during fire and other emergency events.

5. Wiring and Associated Components
   - Evaluate existing fire alarm wiring and replace wiring where required for compatibility with the new system.

- Replace associated junction boxes, modules, power supplies, batteries, and other system components as necessary.
- Provide required circuit supervision and system monitoring.

6. Emergency Power
   - Provide new batteries and standby power equipment sized for the upgraded system.
   - Verify emergency power capacity and system operation under required standby and alarm conditions.

7. Testing, Programming, and Commissioning
   - Program and configure the complete fire alarm and voice evacuation system.
   - Test all initiating devices, notification appliances, duct detectors, modules, circuits, and emergency communication components.
   - Perform required acceptance testing.
   - Correct deficiencies identified during testing.
   - Provide final system documentation, programming information, record drawings, and operating instructions.
   - Provide training for designated district personnel.

8. Code Compliance
   - Complete the project in accordance with applicable current fire alarm, life-safety, electrical, building, accessibility, and emergency communication requirements.
   - Obtain required permits and inspections.
   - Coordinate with the local fire authority and other applicable regulatory agencies as required.

The district's preliminary planning cost estimate for the proposed project is $275,000. This estimate is based on the complete replacement of one fire alarm control panel and all existing fire alarm devices and associated components, installation of a voice evacuation system, necessary wiring and infrastructure upgrades, programming, testing, commissioning, permitting, and related project costs. The final project cost will be established through detailed design, equipment selection, and contractor pricing.

The district's current required local match is 41%. The district intends to request a local match reduction, if eligible.

Thank you for your consideration of this request. We appreciate the Council's continued partnership in supporting safe, adequate, and educationally appropriate learning environments for New Mexico students. The Pojoaque Valley School District is committed to maintaining safe and

Pojoaque Valley Schools Board of Education

Susan Quintana	Jerome Lujan	Felix Benavidez	Toby Velasquez	Adam Muller
President	Vice-President	Secretary	Member	Member

reliable facilities and believes this project will significantly improve the life-safety infrastructure serving students, staff, and visitors at Pojoaque Valley Intermediate School.

Sincerely,



Superintendent
Pojoaque Valley School District

Pojoaque Valley Schools Board of Education

Susan Quintana	Jerome Lujan	Felix Benavidez	Toby Velasquez	Adam Muller
President	Vice-President	Secretary	Member	Member

1574 State Road 502
Santa Fe, New Mexico 87506
P: 505-455-2282 / F: 505-455-7152
www.pvs.k12.nm.us

Dr. Channell Segura
Superintendent

Mario Vigil
Associate Superintendent

Michelle Ortiz
Chief Financial Officer

Staci Mascareñas
Human Resources Director

September 29, 2026

Public School Capital Outlay Council
c/o New Mexico Public School Facilities Authority

Re: Letter of Intent for PSCOC Capital Funding

Dear Public School Capital Outlay Council:

On behalf of Pojoaque Valley School District, I am submitting this Letter of Intent to request consideration for funding through the Public School Capital Outlay Council (PSCOC) Capital Funding Program for the Pojoaque Valley High School restroom renovation project.

The district believes this project meets the eligibility requirements for the requested funding program. The district also confirms that all applicable eligibility requirements have been met or will be met before application, including required planning and maintenance documentation, as applicable.

Scope of Work:
• Renovate all 14 existing restrooms at Pojoaque Valley High School.
• Replace existing plumbing fixtures with water-saving fixtures designed to reduce water consumption and improve reliability.
• Install touchless faucets and touchless flush valves to improve hygiene, reduce points of contact, and support more efficient water use.
• Update domestic water plumbing lines, drainage pipes, and shut-off valves serving the restrooms.
• Replace existing restroom partitions with new durable partitions.
• Replace existing restroom light fixtures with energy-efficient LED fixtures.
• Update electrical components and associated electrical infrastructure required to support the renovated restrooms and new lighting.
• Complete associated demolition, removal, installation, patching, finishes, testing, cleanup, and restoration necessary for a complete and operational restroom renovation.
The proposed project consists of the complete renovation of 14 restrooms at Pojoaque Valley High School. The project is needed to address aging plumbing infrastructure, outdated restroom fixtures, deteriorated or outdated partitions, inefficient lighting, and electrical components that no longer meet the District's desired standards for a safe, efficient, and educationally appropriate school environment. Renovating these restrooms will improve health, hygiene, accessibility,

Pojoaque Valley Schools Board of Education

Susan Quintana, President | Jerome Lujan, Vice-President | Felix Benavidez, Secretary | Toby Velasquez, Member | Adam Muller, Member

water and energy efficiency, reliability, and the overall condition of the facilities used by students and staff. The anticipated scope of work includes restroom renovation, plumbing system replacement and upgrades, fixture replacement, electrical upgrades, lighting replacement, and related architectural and finish work.

The district's preliminary cost estimate for the proposed project is $1,277,264.06, based on current planning assumptions for the complete renovation of 14 restrooms.

The district's current required local match is 41%. The district intends to request a local match reduction, if eligible, due to the significant local financial obligation associated with this project.

Thank you for your consideration of this request. We appreciate the Council's continued partnership in supporting safe, adequate, and educationally appropriate learning environments for New Mexico students.

Sincerely,



Superintendent
Pojoaque Valley School District

Pojoaque Valley Schools Board of Education

Susan Quintana	Jerome Lujan	Felix Benavidez	Toby Velasquez	Adam Muller
President	Vice-President	Secretary	Member	Member

1574 State Road 502
Santa Fe, New Mexico 87506
P: 505-455-2282 / F: 505-455-7152
www.pvs.k12.nm.us

Dr. Channell Segura
Superintendent

Mario Vigil
Associate Superintendent

Michelle Ortiz
Chief Financial Officer

Staci Mascareñas
Human Resources Director

September 29, 2026

Public School Capital Outlay Council
c/o New Mexico Public School Facilities Authority

Re: Letter of Intent for PSCOC Capital Funding – Pojoaque Valley High School Fire Alarm System Upgrade

Dear Public School Capital Outlay Council:

On behalf of the Pojoaque Valley School District, I am submitting this Letter of Intent to request consideration for funding through the Public-School Capital Outlay Council (PSCOC) Systems Award Program for Pojoaque Valley High School.

The district believes this project meets the eligibility requirements for the requested funding program. The district also confirms that all applicable eligibility requirements have been met or will be met prior to application, including required planning and maintenance documentation, as applicable.

The proposed project consists of a comprehensive upgrade and replacement of the existing fire alarm system at Pojoaque Valley High School. The project will address aging and outdated fire alarm equipment and provide the school with a modern, code-compliant fire detection, notification, and emergency communication system.

The project will include the replacement of two existing fire alarm control panels and all associated system components, including existing initiating devices, smoke detectors, heat detectors, duct smoke detectors, notification appliances, modules, wiring, and other components necessary to provide a complete and properly functioning fire alarm system. The project will also include the installation of a voice evacuation/emergency communication system to provide clear and intelligible emergency instructions to students, staff, and visitors throughout the facility.

The need for this project is based on the age and condition of the existing fire alarm infrastructure and the need to provide a reliable, modern system capable of supporting the life-safety requirements of a large secondary school facility. Upgrading the system will improve fire detection, emergency notification, system reliability, and emergency communication throughout the campus.

Pojoaque Valley Schools Board of Education

Susan Quintana, President | Jerome Lujan, Vice-President | Felix Benavidez, Secretary | Toby Velasquez, Member | Adam Muller, Member

Preliminary Scope of Work

The anticipated scope of work includes, but is not limited to, the following:

1. Fire Alarm Control Panels
    - Remove and replace two existing fire alarm control panels.
    - Provide new addressable fire alarm control equipment and associated power supplies.
    - Replace associated system modules, relays, annunciators, and other required components.
    - Configure, program, and commission the new fire alarm system.

2. Detection Devices
    - Replace existing smoke detectors throughout the facility.
    - Replace existing heat detectors where applicable.
    - Replace all existing duct smoke detectors and associated sampling tubes and components.
    - Replace associated monitor/control modules and initiating devices as required.
    - Provide new devices where required to meet current code and system design requirements.

3. Notification Appliances
    - Replace existing fire alarm notification appliances as required.
    - Provide new horns, strobes, speaker/strobes, and other notification devices necessary for complete coverage.
    - Provide accessible and code-compliant notification throughout occupied areas.

4. Voice Evacuation/Emergency Communication
    - Install a new voice evacuation system integrated with the fire alarm system.
    - Provide emergency voice/alarm communication equipment, amplifiers, microphones, speakers, speaker/strobes, and associated components.
    - Provide emergency messaging capabilities throughout the school.
    - Configure the system to provide clear and intelligible emergency instructions during fire and other emergency events.

5. Wiring and System Components
    - Replace or upgrade fire alarm wiring where required for compatibility with the new system.
    - Replace associated junction boxes, modules, power supplies, batteries, and other system components as necessary.
    - Provide required circuit supervision and system monitoring.

6. Emergency Power
   - Provide new batteries and standby power equipment sized for the upgraded system.
   - Verify emergency power capacity and system operation under required standby and alarm conditions.

7. Testing, Programming, and Commissioning
   - Program and configure all fire alarm and voice evacuation equipment.
   - Test all initiating devices, notification appliances, duct detectors, modules, circuits, and emergency communication components.
   - Perform required acceptance testing.
   - Correct deficiencies identified during testing.
   - Provide final system documentation, programming information, record drawings, and operating instructions.
   - Provide training for designated district personnel.

8. Code Compliance
   - Complete the project in accordance with applicable current fire alarm, life-safety, electrical, building, accessibility, and emergency communication requirements.
   - Obtain required permits and inspections.
   - Coordinate with the local fire authority and other applicable regulatory agencies as required.

The district's preliminary planning cost estimate for the proposed project is $750,000. This estimate is based on the anticipated replacement of two complete fire alarm control panels and associated components, replacement of existing detection and notification devices, replacement of duct detectors, installation of a voice evacuation system, associated wiring and infrastructure upgrades, programming, testing, commissioning, permitting, and related project costs. The final project cost will be established through detailed design, equipment selection, and contractor pricing.

The district's current required local match is 41%. The district intends to request a local match reduction, if eligible.

Thank you for your consideration of this request. We appreciate the Council's continued partnership in supporting safe, adequate, and educationally appropriate learning environments for New Mexico students. The Pojoaque Valley School District is committed to maintaining safe and reliable facilities and believes this project will significantly improve the life-safety infrastructure serving students, staff, and visitors at Pojoaque Valley High School.

Sincerely,

Superintendent
Pojoaque Valley School District

Pojoaque Valley Schools Board of Education

Susan Quintana	Jerome Lujan	Felix Benavidez	Toby Velasquez	Adam Muller
President	Vice-President	Secretary	Member	Member

1574 State Road 502
Santa Fe, New Mexico 87506
P: 505-455-2282 / F: 505-455-7152
www.pvs.k12.nm.us

Dr. Channell Segura
Superintendent

Mario Vigil
Associate Superintendent

Michelle Ortiz
Chief Financial Officer

Staci Mascareñas
Human Resources Director

September 30, 2026

Public School Capital Outlay Council
c/o New Mexico Public School Facilities Authority

Re: Letter of Intent for PSCOC Capital Funding – Pojoaque Valley High School HVAC Replacement

Dear Public School Capital Outlay Council:

On behalf of Pojoaque Valley School District, I am submitting this Letter of Intent to request consideration for funding through the PSCOC Systems-Based Program for Pojoaque Valley High School.
The district believes this project meets the eligibility requirements for the requested funding program. The district also confirms that all applicable eligibility requirements have been met or will be met prior to application, including required planning and maintenance documentation, as applicable.
The proposed project consists of replacing thirteen (13) aging rooftop HVAC units serving Pojoaque Valley High School. The units serve classrooms, offices, the lower commons, the library, the science wing, the art room, the drama classroom, the band room, and the cooking classroom. The project is needed because the existing HVAC equipment is aging and requires increasing maintenance and repairs to keep heating and cooling reliable throughout the facility. Replacing the equipment will improve system reliability, provide more consistent heating and cooling, reduce emergency maintenance needs, and support safe, adequate, and educationally appropriate learning environments for students and staff.

The anticipated scope of work includes the removal and replacement of thirteen (13) existing packaged rooftop HVAC units, including associated crane and rigging services, roof curb modifications, ductwork transitions, electrical connections, HVAC controls, thermostats, refrigerant recovery and disposal, condensate and gas connections where applicable, roof weatherproofing, equipment startup, testing, commissioning, inspections, and other incidental work directly related to completion of the HVAC system replacement.
The district's preliminary cost estimate for the proposed project is $925,000, based on current planning assumptions and preliminary equipment, installation, associated mechanical, electrical, controls, commissioning, and contingency costs.

Pojoaque Valley Schools Board of Education

Susan Quintana, President
Jerome Lujan, Vice-President
Felix Benavidez, Secretary
Toby Velasquez, Member
Adam Muller, Member

The district's current required local match is 41%. The district intends to request a local match reduction, if eligible.
Thank you for considering this request. We appreciate the Council's continued partnership in supporting safe, adequate, and educationally appropriate learning environments for New Mexico students.

Sincerely,

Superintendent
Pojoaque Valley School District

Pojoaque Valley Schools Board of Education

Susan Quintana	Jerome Lujan	Felix Benavidez	Toby Velasquez	Adam Muller
President	Vice-President	Secretary	Member	Member

1574 State Road 502
Santa Fe, New Mexico 87506
P: 505-455-2282 / F: 505-455-7152
www.pvs.k12.nm.us

Dr. Channell Segura
Superintendent

Mario Vigil
Associate Superintendent

Michelle Ortiz
Chief Financial Officer

Staci Mascareñas
Human Resources Director

September 29, 2026

Public School Capital Outlay Council
c/o New Mexico Public School Facilities Authority

Re: Letter of Intent for PSCOC Capital Funding – Districtwide Exterior Door Access Control Upgrade

Dear Public School Capital Outlay Council:

On behalf of the Pojoaque Valley School District, I am submitting this Letter of Intent to request consideration for funding through the Public School Capital Outlay Council (PSCOC) Systems Award Program for a districtwide exterior door access control system upgrade covering approximately 60 exterior doors throughout the district's school facilities.

The district believes this project meets the eligibility requirements for the requested funding program. The district also confirms that all applicable eligibility requirements have been met or will be met prior to application, including required planning and maintenance documentation, as applicable.

The proposed project consists of the installation and upgrade of electronic access control at approximately 60 exterior doors throughout Pojoaque Valley School District facilities. The project will establish controlled electronic access at exterior building entrances and exits to improve perimeter security and provide the district with a consistent, centrally managed system for controlling access to school buildings.

Need for the Project
The safety and security of students, staff, and visitors is a primary responsibility of the Pojoaque Valley School District. Controlling access through exterior doors is an important component of maintaining secure school facilities. Exterior doors provide the primary points of entry into school buildings, and unauthorized access through these doors can create significant safety and security concerns for students and staff.

The district's schools have multiple exterior doors that require improved electronic access control. Installing access control at approximately 60 exterior doors will allow the district to establish a more consistent and reliable method of controlling entry into school buildings while reducing reliance on traditional mechanical keys.

Pojoaque Valley Schools Board of Education

Susan Quintana, President | Jerome Lujan, Vice-President | Felix Benavidez, Secretary | Toby Velasquez, Member | Adam Muller, Member

A districtwide exterior access control system will allow authorized staff to enter school facilities using electronic credentials while restricting unauthorized access. The system will also allow the district to add, modify, or deactivate access privileges as employees change positions, transfer between facilities, or leave district employment.

The project will strengthen the security perimeter of each school by providing controlled access at exterior doors rather than relying solely on mechanical locks. This will help school administrators and district personnel maintain secure entrances during the school day and better control access during arrival, dismissal, extracurricular activities, and other events when school facilities are occupied.

The proposed system will also improve the district's ability to respond to security concerns. Electronic access credentials can be managed centrally, allowing authorized personnel to quickly change or deactivate access when circumstances require. Access control equipment can also be coordinated with existing life-safety systems to ensure that required emergency egress and fire alarm functions are maintained.

Preliminary Scope of Work
The anticipated scope of work includes, but is not limited to, the following:

1. **Exterior Door Access Control**
   - Provide and install electronic access control at approximately 60 exterior doors throughout Pojoaque Valley School District facilities.
   - Install electronic access control equipment at designated exterior entrances and exits.
   - Provide access control panels, door controllers, credential readers, and associated equipment.

2. **Electronic Door Hardware**
   - Install electronic locking hardware appropriate for each exterior door.
   - Provide card or credential readers at designated exterior entrances.
   - Provide door position switches, request-to-exit devices, and associated components as required.
   - Modify existing exterior doors and frames as necessary to accommodate the access control equipment.

3. **Access Credentials and Administration**
   - Provide electronic credentials for authorized district employees and personnel.
   - Establish access permissions based on employee responsibilities and assigned facilities.
   - Provide the ability to add, modify, and deactivate credentials as personnel changes occur.

Pojoaque Valley Schools Board of Education

Susan Quintana	Jerome Lujan	Felix Benavidez	Toby Velasquez	Adam Muller
President	Vice-President	Secretary	Member	Member

4. **System Management and Monitoring**
   - Provide centralized access control management capabilities.
   - Configure appropriate access levels for district personnel.
   - Provide access event monitoring and reporting capabilities where supported by the selected system.
   - Provide administrative controls for authorized district personnel.

5. **Life-Safety Integration**
   - Coordinate the access control system with existing fire alarm and life-safety systems where required.
   - Ensure exterior doors maintain required emergency egress functionality.
   - Provide emergency release functionality as required by applicable codes.
   - Ensure access control installations do not interfere with required fire and life-safety operations.

6. **Power, Network, and Infrastructure**
   - Provide required power supplies, controllers, communication equipment, and related infrastructure.
   - Provide necessary cabling and wiring for access control equipment.
   - Coordinate network connectivity with existing district infrastructure.
   - Provide backup power where required for continued system operation.

7. **Programming, Testing, and Commissioning**
   - Program and configure the access control system.
   - Test all approximately 60 controlled exterior doors.
   - Verify proper operation of electronic locking hardware, credential readers, door position switches, request-to-exit devices, and emergency release functions.
   - Correct deficiencies identified during testing and commissioning.

8. **Training and Documentation**
   - Provide training to designated district administrators and personnel.
   - Provide system operating instructions and administrative documentation.
   - Provide final system configuration information and applicable record documentation.

The district's total preliminary project cost is $231,355.06. This cost includes the anticipated electronic access control equipment, exterior door hardware, installation, wiring and infrastructure, programming, testing, commissioning, training, and related project costs associated with providing controlled electronic access at approximately 60 exterior doors.

Pojoaque Valley Schools Board of Education

Susan Quintana	Jerome Lujan	Felix Benavidez	Toby Velasquez	Adam Muller
President	Vice-President	Secretary	Member	Member

The district's current required local match is 41%. The district intends to request a local match reduction, if eligible.

Thank you for your consideration of this request. The Pojoaque Valley School District appreciates the Council's continued partnership in supporting safe, adequate, and educationally appropriate learning environments for New Mexico students. Improving controlled access at exterior doors throughout the district is an important component of the district's ongoing efforts to strengthen school security, protect students and staff, and provide safe and secure facilities that support learning.

Sincerely,



Superintendent
Pojoaque Valley School District

Pojoaque Valley Schools Board of Education

Susan Quintana	Jerome Lujan	Felix Benavidez	Toby Velasquez	Adam Muller
President	Vice-President	Secretary	Member	Member

1574 State Road 502
Santa Fe, New Mexico 87506
P: 505-455-2282 / F: 505-455-7152
www.pvs.k12.nm.us

Dr. Channell Segura
Superintendent

Mario Vigil
Associate Superintendent

Michelle Ortiz
Chief Financial Officer

Staci Mascareñas
Human Resources Director

September 30, 2026

Public School Capital Outlay Council

c/o New Mexico Public School Facilities Authority

Re: Letter of Intent for PSCOC Capital Funding – Pojoaque Valley School District Intercom System Replacement

Dear Public School Capital Outlay Council:

On behalf of Pojoaque Valley School District, I am submitting this Letter of Intent to request consideration for funding through the PSCOC Systems-Based Program for Pojoaque Valley High School.

The district believes this project meets the eligibility requirements for the requested funding program. The district also confirms that all applicable eligibility requirements have been met or will be met prior to application, including required planning and maintenance documentation, as applicable.

The proposed project consists of expanding and replacing aging intercom equipment that has reached the end of its useful life at these locations. Reliable intercom communications are essential for daily announcements, coordination among staff, and timely communication during emergencies. Installation and replacement will support dependable district-wide communications and safe, adequate, and educationally appropriate environments for students and staff.

The anticipated scope of work includes installation of an Algo IP intercom system with 25 dual-sided displays, 120 clock and IP speaker combination units, 70 hallway IP speakers, 35 IP horns, and associated SIP equipment, including materials, installation, testing, and documentation.

The district's preliminary cost estimate is $665,500.16, based on a fact-finding quote from Albuquerque Cabling. This includes a subtotal of $618,350.90 and quoted tax of $47,149.26. The estimate is subject to confirmation of the final scope for all four locations and updated pricing; the vendor's quote is valid for 30 days.

The district's current required local match is 41%. The district intends to request a local match reduction, if eligible.

Thank you for your consideration of this request. We appreciate the Council's continued partnership in supporting safe, adequate, and educationally appropriate learning environments for New Mexico students.

Sincerely,



Superintendent

Pojoaque Valley School District

VI. Other Business

A. NM Military Institute Applicable GSF Determination*

B. December 2026 Bond Sale*

* Denotes potential action by the PSCOC

I. New Mexico Military Institute Applicable GSF Determination

II. Presenter(s): Andrew Martinez, Facility Assessment Database Manager

III. Potential Motion:

Council approval to adopt the Joint-Use GSF Determination Methodology for the New Mexico Military Institute and similar future proposals, as appropriate.

IV. Executive Summary:

Eligibility Methodology:

The methodology establishes PSCOC eligibility across New Mexico Military Institute's (NMMI) joint-use campus by categorizing facilities into five groups:

Space Category	Definition	PSFA Capital Funding Share
CAT 1	Space used exclusively by grades 6-12	100 percent
CAT 2	Space used by grades 6-12 and other users	Building-specific rate (α_i) where documented; otherwise utilization factor (α)
CAT 3	Space used by grades 6-12 but not eligible for PSFA capital funding (per PSFA Adequacy Planning Guide)	0 percent
CAT 4	Space used exclusively for higher-education	0 percent (no exceptions)
CAT 5	Space not captured in Categories 1 through 4	0 percent

Methodology Results:

Space Category	GSF	Utilization Rate	Eligible GSF
CAT 1	25,200	→ 100%	→ 25,200
CAT 2	845,890	→ α_i (default α = 53.1%)	→ 448,827
Eligible Space Subtotal	871,090		474,027
CAT 3	68,880	→ 0%	→ 0
CAT 4	123,120	→ 0%	→ 0
CAT 5	90,332	→ 0%	→ 0
Ineligible Space Subtotal	282,332		0
Total campus inventory	**1,153,422**		**474,027**

- Eligible Gross Square Footage (GSF): $beta = 474{,}027 \div 871{,}090 = 54.4\%$

Fiscal Implications

- **Standards-Based Projects:** PSFA applies the 54.4% campus-wide eligible share and 50/50 state-local cost split, resulting in approximately 27.2% state funding through PSCOC, subject to applicable funding requirements.
- **Systems-Based Projects:** Eligibility uses building-specific rates when available instead of the campus-wide share. Higher-education buildings are excluded from PSCOC participation.

Background

- Senate Bill 280 (SB 280), enacted during the 2025 New Mexico legislative session amended the Public School Capital Outlay Act to add the New Mexico Military Institute (NMMI) to the list of constitutional special schools for purposes of school capital outlay funding.
- PSFA assessed 9/22/2025
- FY27 Ranking Information
    - Ranked Position: 111; wNMCI: 40.89%; FCI: 66.37%
- Collaborative Methodology Development: NMMI leadership and PSFA staff met on multiple occasions throughout the process and reached agreement on the methodology for determining PSCOC-eligible space.
- Data related to enrollment and facility uses will be shared with PSFA on an annual basis.

Exhibit(s):

A – Joint Use GSF Determination Methodology
B – NMMI GSF Determination Workbook
C – Methodology Applied - NMMI
D – NMMI Methodology Presentation

Executive Summary — Joint Use GSF Determination per Building

Determination of PSFA-Eligible Gross Square Footage for a Joint-Use Facility Serving Grades 6-12 and Junior College Students

1. Overview

This document describes the context, key principles, and methodology used to determine the gross square footage (GSF) eligible for Public School Facilities Authority (PSFA) funding for a joint-use facility serving grades 6-12 alongside a Junior College (JC) and other non-eligible functions. Its purpose is to limit PSFA funding to the portion of the facility attributable to grades 6-12 and to fully exclude space associated with ineligible programs.

PSFA applies a single building-by-building methodology to all PSCOC awards. Category 1 buildings are counted at 100 percent. Category 2 buildings are counted at a documented building-specific utilization rate where one exists, otherwise at a campus-wide proxy. The resulting building-level determinations are then applied according to award type: aggregated across the campus for standards-based awards, or applied to the individual building for systems-based awards (Section 7).

2. Project Context

The proposed project focuses on a public-school facility that includes a mix of:

(1) Buildings used exclusively for grades 6-12 instructional and student support purposes; and

(2) Buildings shared by grades 6-12, the Junior College, and perhaps other non-eligible users.

Because PSFA participation is limited to eligible public-school grades, a clear, auditable proration method is required to determine eligible building square footage, independent of project cost. The determination is made at the building level, using each building's total GSF and documented use.

3. Key Principles

Space Classification: Classify every building using a mutually exclusive, collectively exhaustive (MECE) framework. Break all facility space into the five categories listed below and assign each building to one and only one category:

1. Eligible, Non-Shared Grades 6-12 Space: Include 100 percent of buildings identified as eligible in the PSFA Adequacy Planning Guide and dedicated exclusively to grades 6-12.
2. Eligible, Shared Grades 6-12 Space: Include the grades 6-12 share of eligible shared buildings, based on the documented Utilization Factor described below.
3. Ineligible Grades 6-12 Space: Exclude all buildings identified as ineligible for funding in the PSFA Adequacy Planning Guide.
4. Junior College / Higher Education Space: Exclude all buildings dedicated exclusively to the Junior College or other higher-education programs. This exclusion applies without exception to every award type described in Section 7.

5. Other Non-PSFA-Eligible Uses (Residual Category): Exclude all remaining buildings not captured in Categories 1-4 that do not qualify for PSFA funding.

Enrollment-Based Allocation: Allocate shared buildings using a school-wide Utilization Factor derived from actual multi-year enrollment data: the grades 6-12 share of combined grades 6-12 and Junior College enrollment. It is the default proxy for every Eligible, Shared building; a documented building-specific utilization rate replaces it for an individual building where reliable data exists (Section 6).

Eligibility-Based Denominator: Category 3, 4, and 5 buildings receive 0 percent eligibility. Because that space is ineligible and would not be funded at any level, it is not part of the base against which participation is measured: total facility GSF (GSF total) counts only Category 1 and Category 2 buildings.

Building-Level Granularity: The space inventory is conducted at the building level, one row per building consistent with a facility-wide joint-use determination.

Cost-Independent: Calculate eligible gross square footage (GSF) only, independent of project costs. PSFA applies funding cost parameters separately.

Defensible and Transparent: Base the methodology on standard state capital planning practices and support it with a building-level space inventory and multi-year, campus-reported enrollment data that allow independent validation.

4. Methodology: Steps

Calculate PSFA-eligible participation using the following steps:

1. Classify each building into one of the five categories described above, recording the GSF of every building in the space inventory.
2. Sum the GSF of Category 1 and Category 2 buildings to determine total facility GSF (GSF total). Category 3, 4, and 5 buildings remain in the inventory at 0 percent eligibility but are excluded from GSF total.
3. Calculate the school-wide Utilization Factor (α), the default proxy: the 5-year average grades 6-12 enrollment divided by the 5-year average combined grades 6-12 and JC enrollment.
4. Determine the utilization factor (α_i) for each Category 2 building: its documented building-specific utilization rate where reliable data exists, otherwise α. Multiply α_i by the building's GSF to determine its eligible shared GSF.
5. Sum the GSF of all Category 1 (Eligible, Non-Shared) buildings with the eligible shared GSF from all Category 2 buildings to determine total grades 6-12 eligible GSF (GSF 6-12 eligible).
6. Express GSF 6-12 eligible as a percent (β) of GSF total.
7. Multiply β by GSF total to confirm GSF eligible, which equals GSF 6-12 eligible from Step 5.

Note: α and β measure different things. α is the grades 6-12 share within the shared population and applies only to Category 2 buildings. β is eligible GSF as a share of GSF total, which includes only Category 1 and Category 2 buildings; Category 3, 4, and 5 space contributes nothing to the numerator or the denominator. β is therefore a weighted average of 100 percent (Category 1) and the α_i applied to

Category 2 buildings. It equals α when every Category 2 building uses α and there is no Category 1 space; Category 1 space raises it above α, and building-specific rates move it up or down. Because Category 3, 4, and 5 buildings contribute no eligible GSF, excluding them raises β but does not change GSF eligible.

5. Methodology: Mathematics

$$\alpha = \text{5-yr avg 6-12 Enrollment} / \text{5-yr avg (6-12 Enrollment + JC Enrollment)}$$

$$\text{GSF 6-12 shared} = \Sigma\,(\alpha_i \times \text{GSF shared},_i) \text{ for } i = 1 \text{ to } n$$

$$\beta = (\text{GSF Category 1} + \text{GSF 6-12 shared}) / \text{GSF total}$$

$$\text{GSF eligible} = \beta \times \text{GSF total}$$

Where:

- **GSF total** — Total GSF of the facility for purposes of the calculation: Category 1 and Category 2 buildings only.
- **GSF Category 1** — GSF of buildings used exclusively by grades 6-12.
- **GSF Category 2 shared,$_i$** — GSF of Eligible, Shared building i.
- **GSF 6-12 shared** — Total shared GSF allocated to grades 6-12, summed across all shared buildings.
- **α_i (alpha)** — Utilization Factor for shared building i (0-1): the school-wide factor by default, or a documented building-specific utilization rate (Section 6).
- **β (beta)** — Percent of GSF total used for grades 6-12: calculated campus-wide for standards-based awards, or for the individual building for systems-based awards.
- **n** — Total number of Eligible, Shared buildings.

6. The Utilization Factor: 5-Year Average Enrollment

The Utilization Factor (α) is calculated from five years of actual campus enrollment records rather than room schedules or reservation logs, and is the campus-wide default proxy. For each of the last five school years, record JC enrollment and grades 6-12 enrollment; average each series; and divide the 5-year average 6-12 enrollment by the 5-year average combined (6-12 + JC) enrollment.

This enrollment-based approach reflects the overall population mix and gives a consistent, defensible basis for allocation without room-by-room scheduling documentation.

The following example calculates the Utilization Factor from five years of actual enrollment data and applies it to a single shared building.

School Year	JC Enrollment	6-12 Enrollment	Total Enrollment
2021	374	448	822
2022	345	403	748
2023	342	383	725
2024	331	342	673
2025	380	427	807
5-Year Average	**354.4**	**400.6**	**755.0**

Utilization Factor (α) = 400.6 ÷ 755.0 = 53.1%

Applying this factor to a shared building for example, a classroom hall totaling 99,723 GSF and classified as Eligible, Shared Grades 6-12 Space yields:

- Eligible Shared GSF = 99,723 × 53.1% ≈ 52,913 GSF

By default, the same 53.1% factor applies to every other Eligible, Shared building, and the results are summed with the GSF of all Eligible, Non-Shared buildings to determine total grades 6-12 eligible GSF for the facility.

A documented building-specific utilization rate replaces α for a Category 2 building where actual use by grades 6-12 students can be reasonably identified and is supported by reliable documentation (such as occupancy schedules, room-use logs, or class rosters by location) submitted to and validated by PSFA. The rate is the share (0 to 100 percent) of the building's use attributable to grades 6-12. Where documentation is unavailable or not validated, α applies. The same rule applies to every award type. Category 1 buildings remain at 100 percent, and Category 3, 4, and 5 buildings at 0 percent, regardless of utilization data.

7. Application: Standards-Based and Systems-Based Awards

PSCOC capital awards generally fall into two categories. Both draw on the same building-by-building determination and differ only in which result is applied, so that the eligibility measure reflects who actually benefits from the funded work.

Award Type	How the Methodology Applies
Standards-Based	Replacements, additions, and other projects addressing space adequacy and instructional capacity. Eligible GSF is summed across all buildings and β is calculated campus-wide against GSF total (Category 1 and Category 2 buildings only).
Systems-Based	Projects upgrading or replacing building systems such as roofing, HVAC, electrical, and plumbing. This calculation is performed for each building individually, not for the campus as a whole. The result represents the building's utilization factor, which is the percentage of the building's square footage that qualifies as eligible space. A Category 1 building is counted as 100% eligible, a Category 2 building is counted based on its

Award Type	How the Methodology Applies
	assigned utilization percentage (α), and Categories 3, 4, and 5 are counted as 0% eligible.

For every award type, Category 4 (Junior College / Higher Education) buildings are excluded outright and receive no eligible GSF, regardless of proximity or relationship to grades 6-12 facilities. This exclusion is not subject to the Utilization Factor. The building-specific utilization rule in Section 6 applies identically to both award types, which differ only in whether the campus-wide total or the individual building's result is applied.

8. Conclusion

The resulting PSFA-eligible GSF is a reasonable, proportional measure of the facility's participation attributable to grades 6-12 educational use. Documented building-specific utilization is used where it exists and an enrollment-based default where it does not, which keeps the inventory at the building level while preserving a consistent, transparent, and auditable methodology. Applying the result campus-wide for standards-based awards and building by building for systems-based awards reflects the scope of each award type. The approach limits PSFA participation to eligible school functions, avoids subsidization of Junior College space, and can be independently validated and consistently applied across future joint-use facilities.

Joint-Use GSF Determination — How to Use This Workbook

Determination of PSFA-Eligible Gross Square Footage for a Joint-Use Facility Serving Grades 6-12

Purpose

This workbook calculates the PSFA-eligible Gross Square Footage (GSF) for a joint-use facility serving grades 6-12 alongside a Junior College (JC) or other non-eligible programs. Each building is classified by use. Category 1 buildings count at 100%. Shared (Category 2) buildings are prorated at a documented building-specific utilization rate where one exists, otherwise at a school-wide proxy: the grades 6-12 share of JC plus 6-12 enrollment, from 5-year average actuals.

Funding scope: eligible GSF is determined building by building. Standards-based awards (replacements, additions, and other space-adequacy projects) use the campus-wide total. Systems-based awards (individual building system upgrades) use the selected building's own result. Both appear on the Summary & Calculation tab.

Workbook Tabs

1. How to Use — this tab.

2. Space Inventory — list every building, one row each. Select its category, enter its total GSF, and (optionally, Category 2 only) a documented building-specific utilization rate in column G with its source in column H. Categories 3-5 stay listed but are excluded from Total Facility GSF.

3. Summary & Calculation — totals the inventory automatically and calculates the final PSFA-eligible GSF, PSCOC funding participation, and a building-level result for any selected building. Total Facility GSF counts Category 1 and 2 only; a reconciliation to the full inventory is on the tab.

4. 5 Year Enrollment Data — enter 5 years of JC and HS enrollment. This tab calculates the 5-year average utilization factor used on the Space Inventory tab.

Step-by-Step

Step 1 — 5 Year Enrollment Data tab: Enter JC Enrollment and 6-12 Enrollment for each of the last 5 school years. The tab calculates the 5-year averages and the resulting Utilization Factor (alpha) in cell C9: the 5-year average 6-12 enrollment divided by the 5-year average total enrollment.

Step 2 — Space Inventory tab: List every building in the facility (one row per building). Enter the Building Name and its Category using the dropdown in column B.

Step 3 — Enter each building's total GSF (Gross Square Footage) in column C.

Step 4 — Column D (building beta) fills in from the Category in column B: Category 1 = 100%; Category 2 = the column G rate if entered (0%-100%), otherwise alpha from the 5 Year Enrollment Data tab (cell C9); Categories 3-5 = 0%. Give a source in column H for every column G rate; column I shows the basis used for each building.

Step 5 — Column E calculates Eligible GSF per building: 100% of GSF for Category 1, GSF x building beta for Category 2, and 0 for Categories 3-5. Categories 3-5 are also excluded from Total Facility GSF, the denominator of beta.

Step 6 — The Summary & Calculation tab calculates automatically. The final PSFA-Eligible GSF (green) is the campus-wide result for standards-based awards. For a single-building project, pick the building in the yellow dropdown in the Building-Level Result block. The only other input is the PSCOC match percentage (yellow).

Color Key

Yellow cells = inputs you type in.

Gray cells = automatic calculations (formulas) — do not overwrite.

Green cells = key results.

The Methodology (for reference)

GSF eligible = beta x GSF total

beta = (GSF Category 1 + Σ(Utilization Factor x GSF) across Category 2 buildings) / GSF total, where GSF total = GSF Category 1 + GSF Category 2 (Categories 3, 4 and 5 are excluded from GSF total).

Utilization Factor (each Category 2 building) = building-specific 6-12 utilization rate where documented; otherwise the campus-wide proxy = 5-year average 6-12 Enrollment / 5-year average Total Enrollment (JC Enrollment + 6-12 Enrollment), calculated on the 5 Year

Notes

By default the Utilization Factor is the single school-wide figure from actual enrollment mix, applied to every Category 2 building. A rate entered in column G replaces it for that building only; it should reflect documented actual use (e.g., occupancy schedules, room-use logs, class rosters by location) and be validated by PSFA.

Keep the Space Inventory at the building level, one row per building, consistent with a facility-wide joint-use determination.

This workbook calculates eligible GSF only; it is independent of, and does not calculate, project cost.

GSF total (the denominator of beta) counts Category 1 and Category 2 buildings only. Categories 3-5 are ineligible and would not be funded at any level, so they are not part of the base. Because they contribute 0 eligible GSF, excluding them raises beta but does not change the final PSFA-eligible GSF (beta x GSF total = Category 1 + Category 2 eligible GSF).

Space Inventory

Building Name	Category	GSF (Gross Sq Ft) per CBIZ Valuation	Building Beta (Utilization Factor Applied) (col. G rate if entered; else alpha)	Eligible GSF (this building)	Uses & Notes	Building-Specific Utilization Rate (optional; Category 2 only)	Source / Documentation for Building-Specific Rate	Utilization Basis
Alumni Memorial Chapel	5 - Other Non-PSFA-Eligible	9,669	0.0%	0	Other - (non wNMCI contributing)			Excluded (Category 3-5)
Bates Hall	2 - Eligible Shared 6-12	99,723	53.1%	52,913	Cafeteria/Kitchen, Bakery, lower area freezers and food products. Student laundry, NMMI Public Store.			Campus proxy (alpha)
Cahoon Hall	2 - Eligible Shared 6-12	73,086	53.1%	38,779	Main Gym, Football Fieldhouse, additional PE spaces.			Campus proxy (alpha)
Club House Pro Shop	5 - Other Non-PSFA-Eligible	5,097	0.0%	0				Excluded (Category 3-5)
Daniels Leadership Center	1 - Eligible Non-Shared 6-12	25,200	100.0%	25,200	MS students are currently being taught, computer/media outlet			Category 1 - counted at 100%
Dow Hall	2 - Eligible Shared 6-12	33,091	53.1%	17,558	Classrooms, Air Gun Shooting Range, Admin offices			Campus proxy (alpha)
First Tee Building	3 - Ineligible 6-12	4,373	0.0%	0				Excluded (Category 3-5)
Godfrey Athletic Center	2 - Eligible Shared 6-12	59,048	53.1%	31,331	PE Pool and 2 Basketball Courts, Weight room, Trainers room			Campus proxy (alpha)
Hagerman Barracks	2 - Eligible Shared 6-12	220,188	53.1%	116,831	HS barracks with a few College dorms.			Campus proxy (alpha)
J Penrod Toles Learning Center	2 - Eligible Shared 6-12	40,855	53.1%	21,678	Media center, Lecture Hall, General Classrooms			Campus proxy (alpha)
JRT Hinkle Hall	3 - Ineligible 6-12	64,507	0.0%	0	Recreational use (PX, Barber Shop, Student life) - (non wNMCI Contributing)			Excluded (Category 3-5)
Lea Hall	2 - Eligible Shared 6-12	44,159	53.1%	23,431	College and HS Classrooms			Campus proxy (alpha)
Luna Hall	2 - Eligible Shared 6-12	47,228	53.1%	25,059	Campus museum, counseling, HR building and mostly Admin and Media use.			Campus proxy (alpha)
Lusk Hall	2 - Eligible Shared 6-12	59,456	53.1%	31,547	School Administration			Campus proxy (alpha)
Marshall Infirmary	2 - Eligible Shared 6-12	16,851	53.1%	8,941	Police Department, Infirmary, Medical (nurses office)			Campus proxy (alpha)
McClure Hall	2 - Eligible Shared 6-12	59,076	53.1%	31,345	HS and College Classrooms			Campus proxy (alpha)
Pearson Auditorium Brown Music	2 - Eligible Shared 6-12	40,917	53.1%	21,710	Band performance in this building and music classrooms			Campus proxy (alpha)
Physical Plant Stables	5 - Other Non-PSFA-Eligible	44,450	0.0%	0	School Maintenance and storage - (non wNMCI contributing)			Excluded (Category 3-5)
Quarters One	5 - Other Non-PSFA-Eligible	12,498	0.0%	0	Admin Housing - (non wNMCI Contributing)			Excluded (Category 3-5)
Quarters Two	5 - Other Non-PSFA-Eligible	6,120	0.0%	0	Admin Housing - (non wNMCI Contributing)			Excluded (Category 3-5)
Quarters Three	5 - Other Non-PSFA-Eligible	12,498	0.0%	0	Admin Housing - (non wNMCI Contributing)			Excluded (Category 3-5)
Saunders Barracks	4 - Higher Education	123,120	0.0%	0	College Dorms - (non wNMCI Contributing)			Excluded (Category 3-5)
Sanders Boiler Chiller	2 - Eligible Shared 6-12	2,334	53.1%	1,238	Houses boiler equipment underground - shell structure whose HVAC supports Saunders Barracks and Marshall Infirmary as well as the HVAC loop.			Campus proxy (alpha)
Y-Room	2 - Eligible Shared 6-12	1,600	53.1%	850	Houses chiller equipment, domestic hot water tanks, pumps, lines to support HVAC to multiple classrooms, Hagerman as well as the HVAC loop.			Campus proxy (alpha)
Wilson Hall	2 - Eligible Shared 6-12	48,278	53.1%	25,616	College and HS Classrooms			Campus proxy (alpha)

TOTALS (Categories 1 & 2 only)	**871,090**	**474,027**
Excluded: Categories 3, 4 & 5 (memo)	*282,332*	
All buildings, all categories (memo)	*1,153,422*	

Category Reference

1 - Eligible Non-Shared 6-12	100% counted. Space dedicated exclusively to grades 6-12, eligible per PSFA Adequacy Planning Guide. Included in Total Facility GSF.
2 - Eligible Shared 6-12	Counted at the building-specific utilization rate (col. G) where documented; otherwise at alpha, the 5-year enrollment proxy. Space shared between grades 6-12 and other users. Included in Total Facility GSF.
3 - Ineligible 6-12	0% counted. Grades 6-12 space identified as ineligible in the PSFA Adequacy Planning Guide. Excluded from Total Facility GSF.
4 - Higher Education	0% counted. Space dedicated exclusively to Higher Education programs. Excluded from Total Facility GSF.
5 - Other Non-PSFA-Eligible	0% counted. Residual space not captured in Categories 1-4 that does not qualify for PSFA funding. Excluded from Total Facility GSF.

Summary & Calculation

PSFA-Eligible Gross Square Footage (GSF) — Joint-Use Facility, Grades 6-12

Total Facility GSF (GSF total) - Categories 1 & 2 only	871,090	*Category 1 + Category 2 GSF. Categories 3, 4 and 5 are excluded (see Reconciliation below).*
GSF - Eligible, Non-Shared 6-12 (Category 1)	25,200	*100% eligible space, dedicated exclusively to grades 6-12.*
GSF - Shared Space, all users (Category 2, total)	845,890	*Total GSF of shared buildings before applying the grades 6-12 utilization factor.*
GSF - Eligible Shared 6-12 (Category 2, allocated)	448,827	*Sum of (Utilization Factor x GSF) across all shared buildings. Each building uses its documented building-specific rate (Space Inventory, col. G) if entered; otherwise the school-wide 5-year enrollment ratio.*
GSF - 6-12 Eligible, Total (exclusive + shared)	**474,027**	*GSF Category 1 (exclusive) + GSF Category 2 eligible (shared).*
Beta - % of Total Gross Space Allocated to Grades 6-12	**54.4%**	*GSF 6-12 eligible / GSF total (Categories 1 & 2 only).*

GSF INPUT & FINAL RESULT		
Total Facility Gross Square Footage (GSF total)	871,090	*Totals Category 1 and 2 GSF from the Space Inventory tab automatically.*
PSFA-ELIGIBLE GROSS SQUARE FOOTAGE (GSF eligible)	**474,027**	*Equals Beta x GSF total. This is the final PSFA-eligible gross square footage.*

Formula Reference

GSF eligible = beta x GSF total
beta = (GSF Category 1 + Σ(Utilization Factor x GSF) across Category 2 buildings) / GSF total
GSF Category 2 eligible = sum of (Utilization Factor x GSF) across all Category 2 (shared) buildings
Utilization Factor = building-specific 6-12 utilization rate (Space Inventory, column G) where entered; otherwise the campus-wide proxy = 5-year average 6-12 Enrollment / 5-year average Total Enrollment (JC + 6-12), calculated on the '5 Year Enrollment Data' tab, cell C9
GSF total = GSF Category 1 + GSF Category 2. Categories 3, 4 and 5 are excluded from GSF total.

Reconciliation: Space Inventory to GSF total

Total GSF entered on Space Inventory (all categories)	1,153,422	*Every building row, regardless of category.*
Less: Category 3 - Ineligible 6-12	(68,880)	*Excluded from GSF total.*
Less: Category 4 - Higher Education	(123,120)	*Excluded from GSF total.*
Less: Category 5 - Other Non-PSFA-Eligible	(90,332)	*Excluded from GSF total.*
GSF total after exclusions (Categories 1 & 2)	**871,090**	*Should equal GSF total in C4.*
Check: difference vs. GSF total in C4 (should be 0)	-	*A non-zero value means a building row has no category selected.*

Utilization Basis: Category 2 Buildings

Category 2 (Eligible, Shared) buildings	15	*Count of buildings classified as Category 2.*
on a documented building-specific rate	0	*Rate entered in Space Inventory column G.*
on the campus-wide proxy (alpha)	15	*No building-specific rate entered.*
Building-specific rates entered without a source (should be 0)	0	*Add a source in Space Inventory column H.*
Invalid building-specific rates (should be 0)	0	*Rate outside 0%-100%; the proxy was used instead.*

PSCOC Funding Participation (campus-wide)

Constitutional State/local match on eligible share (PSCOC share)	50%	*Input. Constitutional Share per PSFA methodology: 50% State / 50% local on the eligible share.*
Eligible share of total facility GSF (beta, campus-wide)	54.4%	*Beta from the calculation above.*
PSCOC effective participation in total project cost	27.2%	*Beta x PSCOC share.*
Local (NMMI) effective share of total project cost	72.8%	

Building-Level Result (single-building projects)

Select building (dropdown)	Lea Hall	*Input. Pick any building listed on the Space Inventory tab.*
Category	2 - Eligible Shared 6-12	*Category assigned on the Space Inventory tab.*
Building GSF	44,159	*Total GSF of the selected building.*
Building beta (eligible share of this building)	53.1%	*Utilization Factor applied to this building (100% Category 1; documented rate or alpha for Category 2; 0% Categories 3-5).*
Building eligible GSF	23,431	*Building GSF x building beta.*
Utilization basis	Campus proxy (alpha)	*Documented building-specific rate or campus proxy.*
PSCOC effective participation in this building's project cost	26.5%	*Building beta x PSCOC share.*
Local (NMMI) effective share of this building's project cost	73.5%	

School Year	JC Enrollment	6-12 Enrollment	Total Enrollment
2021	374	448	822
2022	345	403	748
2023	342	383	725
2024	331	342	673
2025	380	427	807
5 Year Average	354.4	400.6	755

Utilization Factor (alpha)	53.1%

Data provided per NMMI Administration - NMMI Corps Enrollment Profile Created 9/23/2025

New Mexico Military Institute

Grades 6–12 Joint-Use Facility

Methodology Applied — Joint-Use GSF Determination

1. Methodology

The methodology determines the portion of a joint-use facility eligible for PSFA participation by classifying every campus building into one of five categories and allocating shared buildings by documented use. Buildings dedicated exclusively to grades 6-12 are counted at 100 percent. Ineligible, Higher Education, and other non-eligible space receives 0 percent participation and is excluded from the total facility GSF used to calculate beta.

Category	Treatment
1 — Eligible, Non-Shared 6-12	100% counted. Space dedicated exclusively to grades 6-12. Included in total facility GSF.
2 — Eligible, Shared 6-12	Counted at the documented building-specific utilization rate where one exists; otherwise at the school-wide utilization factor (alpha). Space shared between grades 6-12 and other users. Included in total facility GSF.
3 — Ineligible 6-12	0% counted. Grades 6-12 space identified as ineligible in the PSFA Adequacy Planning Guide. Excluded from total facility GSF.
4 — Higher Education	0% counted, in every case and for every award type, with no exceptions. Space dedicated exclusively to Higher Education programs. Excluded from total facility GSF.
5 — Other Non-PSFA-Eligible	0% counted. Residual space not captured in Categories 1-4 that does not qualify for PSFA funding. Excluded from total facility GSF.

The methodology produces two distinct figures that serve different purposes and should not be read as interchangeable.

The utilization factor (alpha, currently 53.1%) is the five-year average grades 6-12 enrollment divided by the five-year average combined grades 6-12 and Junior College enrollment. It is the default proxy for Category 2 (Eligible, Shared) buildings, used to determine the portion of each shared building's GSF that reflects grades 6-12 use. Where reliable, documented building-specific utilization data exists for a Category 2 building, that rate replaces alpha for that building.

The eligible share of total facility GSF (beta, currently 54.4%) is a different measurement: PSFA-eligible GSF as a percentage of the GSF of Category 1 and Category 2 buildings only. Category 3, 4, and 5 space (Ineligible 6-12, Higher Education, and Other Non-PSFA-Eligible) receives 0 percent participation directly. PSFA would not fund that space at any level, so it is not part of the base against which participation is measured. Beta is a weighted average of 100 percent (Category 1) and the utilization factors applied to Category 2 buildings. With no building-specific rates yet reflected, it sits modestly above alpha (53.1%) because of the Category 1 space.

Under the current calculation, approximately 54.4 percent of total facility GSF is attributable to grades 6-12 educational use, or approximately 474,027 eligible gross square feet out of 871,090 GSF of Category 1 and Category 2 space. The remaining 282,332 GSF of Category 3, 4, and 5 space, from a total campus inventory of 1,153,422 GSF, receives 0 percent participation and is excluded from the total. These figures apply alpha to every Category 2 building and will change as documented building-specific rates are validated.

Metric	Value
Total campus inventory, all categories (CBIZ valuation)	1,153,422
Category 3, 4, and 5 space (0% participation, excluded)	(282,332)
Total Facility GSF: Category 1 + Category 2 (beta denominator)	871,090
5-Year Average 6-12 Enrollment Share (alpha, utilization factor)	53.1%
PSFA-Eligible GSF (Category 1 + Category 2 allocated)	**474,027 GSF (54.4%)**

2. Award Types: Standards-Based and Systems-Based

PSCOC capital awards generally fall into two categories. PSFA applies a single building-by-building determination to both and applies the result differently, so that the measure reflects who actually benefits from the funded work:

- Standards-based funding — replacements, additions, and other projects that address space adequacy and instructional capacity.
- Systems-based funding — projects that upgrade or replace building systems such as roofing, HVAC, electrical, plumbing, and other core infrastructure.

2.1 Standards-Based Awards — Building-Level Utilization, Campus-Wide Total

Standards-based awards use the Section 1 determination building by building: Category 1 buildings at 100 percent, and each Category 2 building at its documented building-specific utilization rate where reliable data exists, otherwise at alpha (53.1%). The building results are summed and beta (currently 54.4%) is calculated against total facility GSF. Because these awards address instructional space needs and capacity across the campus, eligible GSF is aggregated campus-wide, while documented building-specific utilization gives the most direct measure of how much grades 6-12 students benefit.

2.2 Systems-Based Awards — Building-Level Result

Systems-based awards use the individual building's result from the same determination. Because these awards fund infrastructure that supports individual buildings, the building-level result most directly reflects the relationship between the funded asset and the populations it serves.

For each building, PSFA-eligible GSF is determined using the same five-category classification applied campus-wide:

$$GSF\ eligible\ (building) = beta\ building \times GSF\ building$$

where beta building = (GSF exclusive + $\Sigma(\text{alpha}_i \times \text{GSF shared},_i)$) ÷ GSF building.

Alpha (53.1%) is the default $alpha_i$ for each Category 2 building unless NMMI submits building-specific documentation (occupancy schedules, room-use logs, class rosters by location, or similar records) supporting a different factor for a building whose actual use diverges meaningfully from the campus-wide average. The same documentation standard and default apply to standards-based awards (Section 2.1).

Category 4 (Higher Education) buildings are always excluded from systems-based awards, with no exceptions, regardless of the building's location on campus or its relationship to grades 6-12 facilities.

The space inventory classifies every campus building into the five categories above. Final building-level eligible GSF figures are pending NMMI's submission of the supporting utilization documentation; until it is received and validated, alpha (53.1%) applies to every Category 2 building for both award types.

3. PSCOC Funding Participation

For standards-based projects, approximately 54 percent of the project is treated as eligible for PSCOC participation, with the constitutional local match applied only to that eligible share and split between the State and the local entity. PSCOC therefore funds 50 percent (Constitutional Share) of the 54.4 percent eligible allocation, or approximately 27 percent of total project cost. This limits public school capital funds to the portion of the facility serving eligible New Mexico grades 6-12 students and avoids subsidizing facilities dedicated to Junior College or other non-eligible uses. The 54.4 percent figure applies alpha to every Category 2 building and will be recalculated as documented building-specific rates are validated.

Metric	Value
Eligible share of total facility GSF (beta, standards-based; Category 1 + Category 2)	54.4%
Constitutional State/local match on eligible share	50% / 50%
PSCOC effective participation in total project cost	**≈ 27%**
Local (NMMI) effective share of total project cost	**≈ 73%**

For systems-based projects, PSCOC's effective participation is calculated the same way but uses the individual building's own beta instead of the campus-wide beta, and excludes any Category 4 (Higher Education) building outright.

Exhibit D

NEW MEXICO MILITARY INSTITUTE

Joint-Use Facility GSF Determination

Allocating gross square footage between grades 6-12 and non-eligible campus uses

PURPOSE

This presentation walks through the methodology used to determine how much of NMMI's shared campus facilities are eligible for PSFA capital funding by classifying each building's gross square footage (GSF) and allocating it between grades 6-12 use and non-eligible Junior College or other uses. It also shows how the result applies to standards-based and systems-based awards.

BASIS FOR SPACE CLASSIFICATION

The building classifications and space inventory shown throughout are derived from PSFA's initial facility condition assessment of the NMMI campus, which surveyed and documented every building's use as part of the assessment process. That assessment forms the factual foundation for the eligibility categories and calculations that follow.

Example: Building Block Incorporating All Spaces

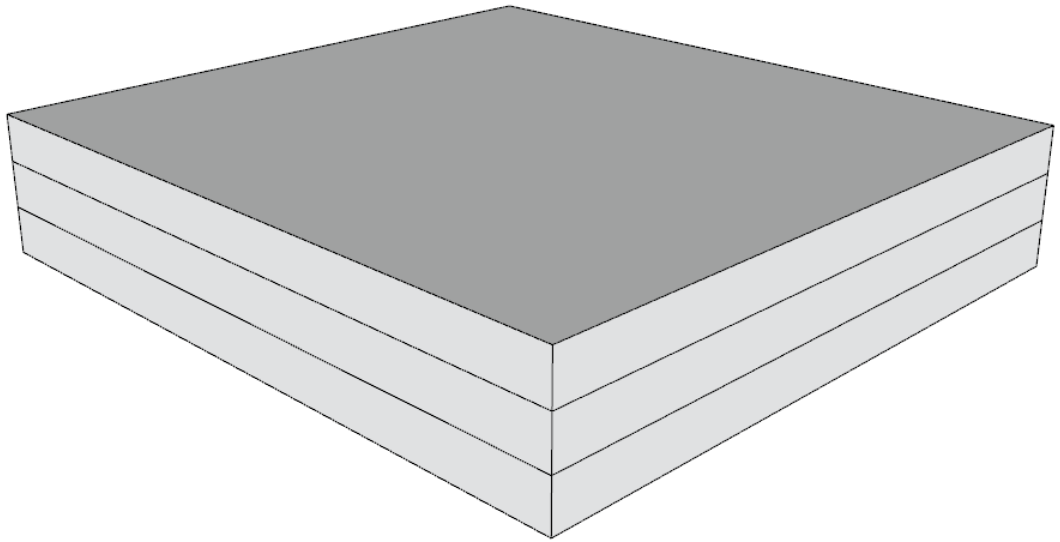

Total GSF

Space Use Classification Framework

(Use this table to determine eligibility for PSFA funding)

Space Category	Definition	PSFA Capital Funding Share
CAT 1	Space used exclusively by grades 6-12	100 percent
CAT 2	Space used by grades 6-12 and other users	Building-specific rate (α_i) where documented; otherwise utilization factor (α)
CAT 3	Space used by grades 6-12 but not eligible for PSFA capital funding (per PSFA Adequacy Planning Guide)	0 percent
CAT 4	Space used exclusively for higher-education	0 percent (no exceptions)
CAT 5	Space not captured in Categories 1 through 4	0 percent

CAT 3, 4 and 5 receive 0% and are excluded from GSF total, the base against which β is measured.

Example: Building Space Classified Into Five Eligibility Categories

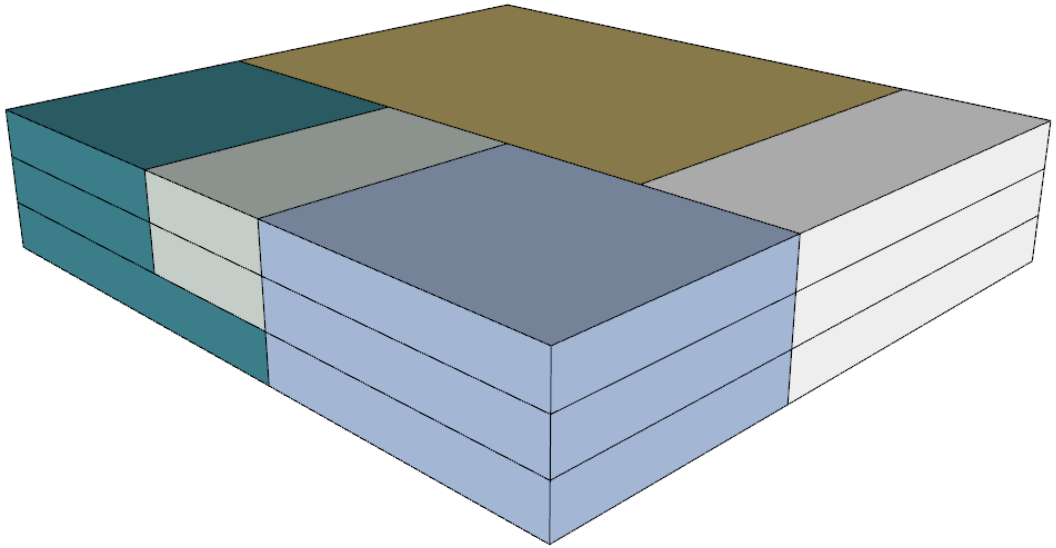

CAT 1- Eligible Non-Shared 6-12

CAT 2- Eligible Shared 6-12

CAT 3- Ineligible 6-12

CAT 4- Higher Education

CAT 5- Other Non- PSFA Eligible

Example: Eligible and Ineligible Building Space

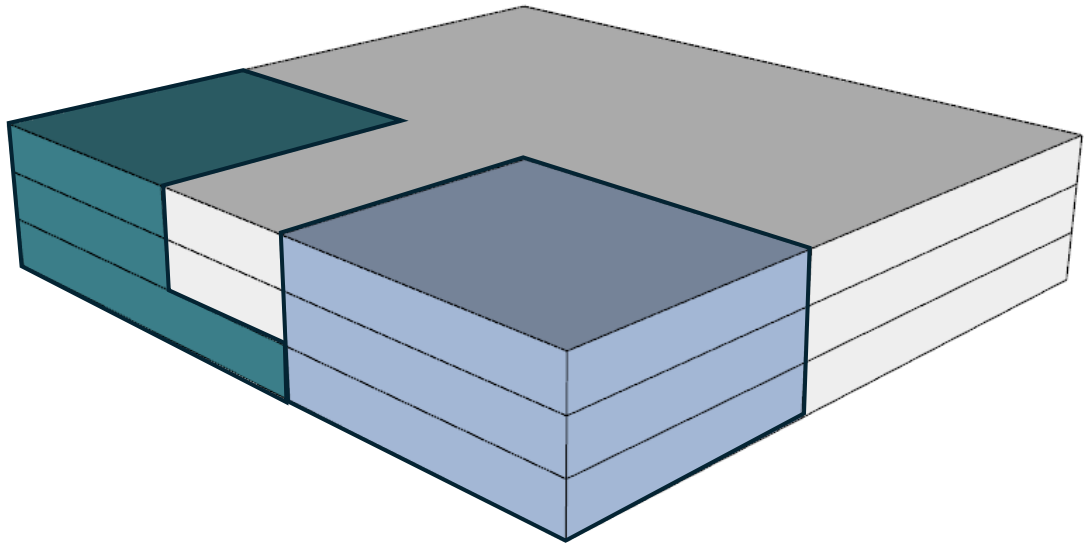

CAT 1- Eligible Non-Shared 6-12

CAT 2- Eligible Shared 6-12

Ineligible 6-12/ Other Non- PSFA Eligible/ Higher education

Example: Total Eligible Square Footage

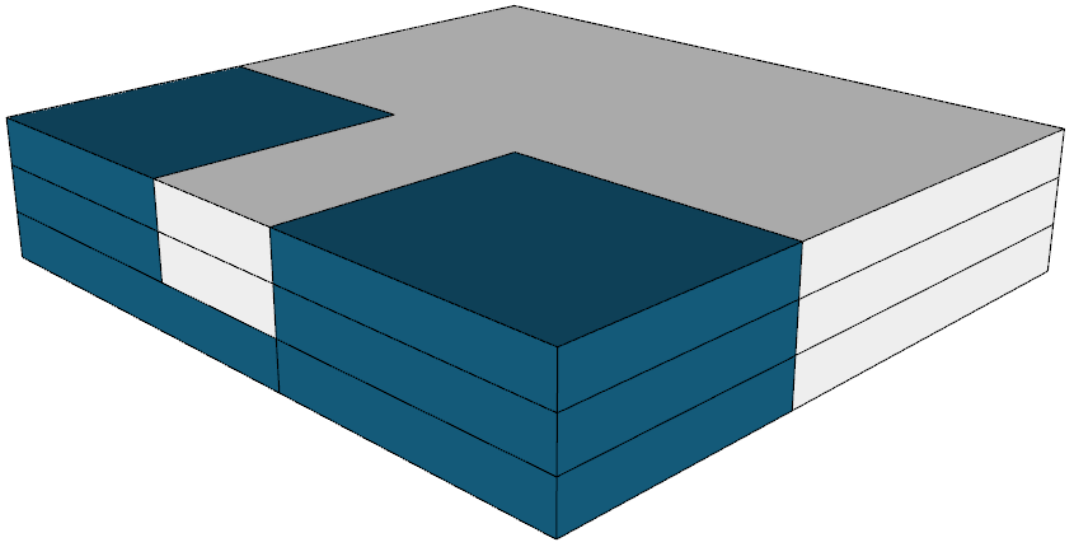

Eligible GSF (CAT 1 +CAT 2)

Comparison of Total Building Area and Eligible Square Footage

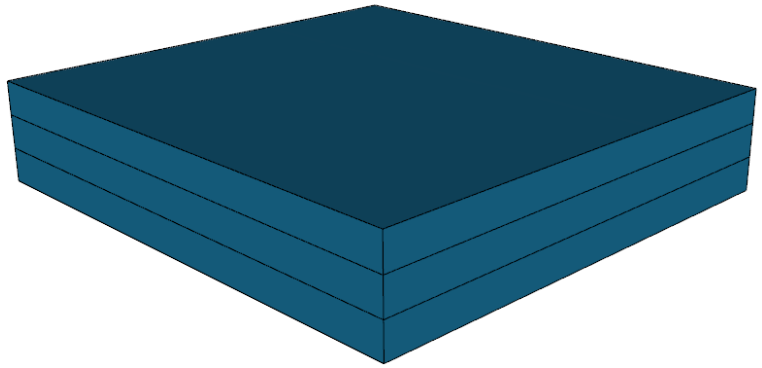

Total GSF

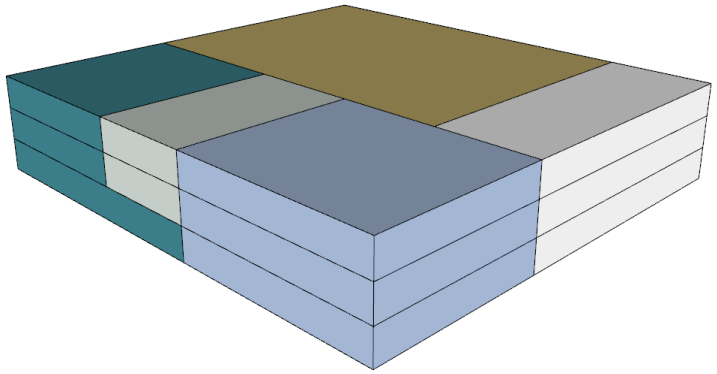

Space Classification

CAT 1- Eligible Non-Shared 6-12

CAT 2- Eligible Shared 6-12

CAT 3- Ineligible 6-12

CAT 4- Higher Education

CAT 5- Other Non- PSFA Eligible

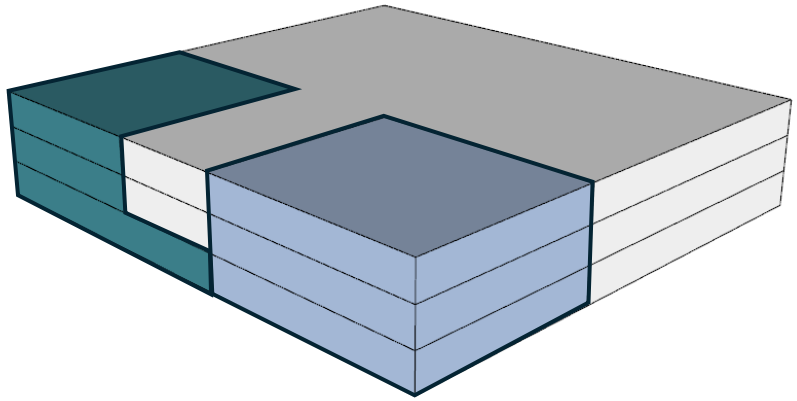

Eligible GSF

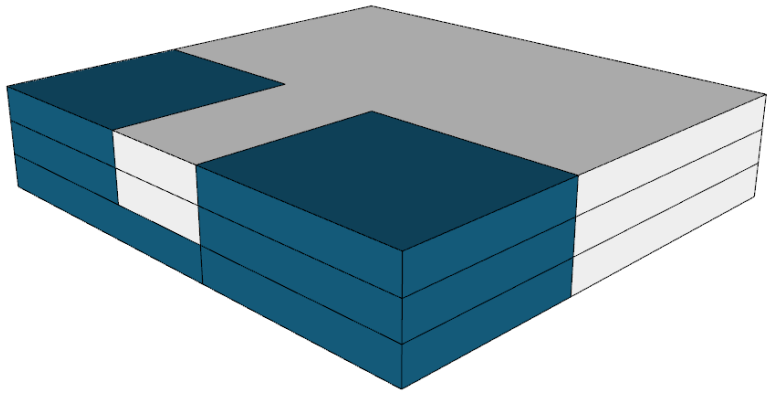

Total GSF per Space Classification

Utilization Factor (α)

- Each building's gross square footage (GSF) is classified into one of five eligibility categories based on use.
- CAT 1 is counted at 100%. CAT 3, 4 and 5 receive 0% and are excluded from GSF total.
- CAT 2 buildings use α as the default proxy, or a documented building-specific rate (α_i) where validated by PSFA.

Calculation Of Utilization Factor Using Five-year Enrollment

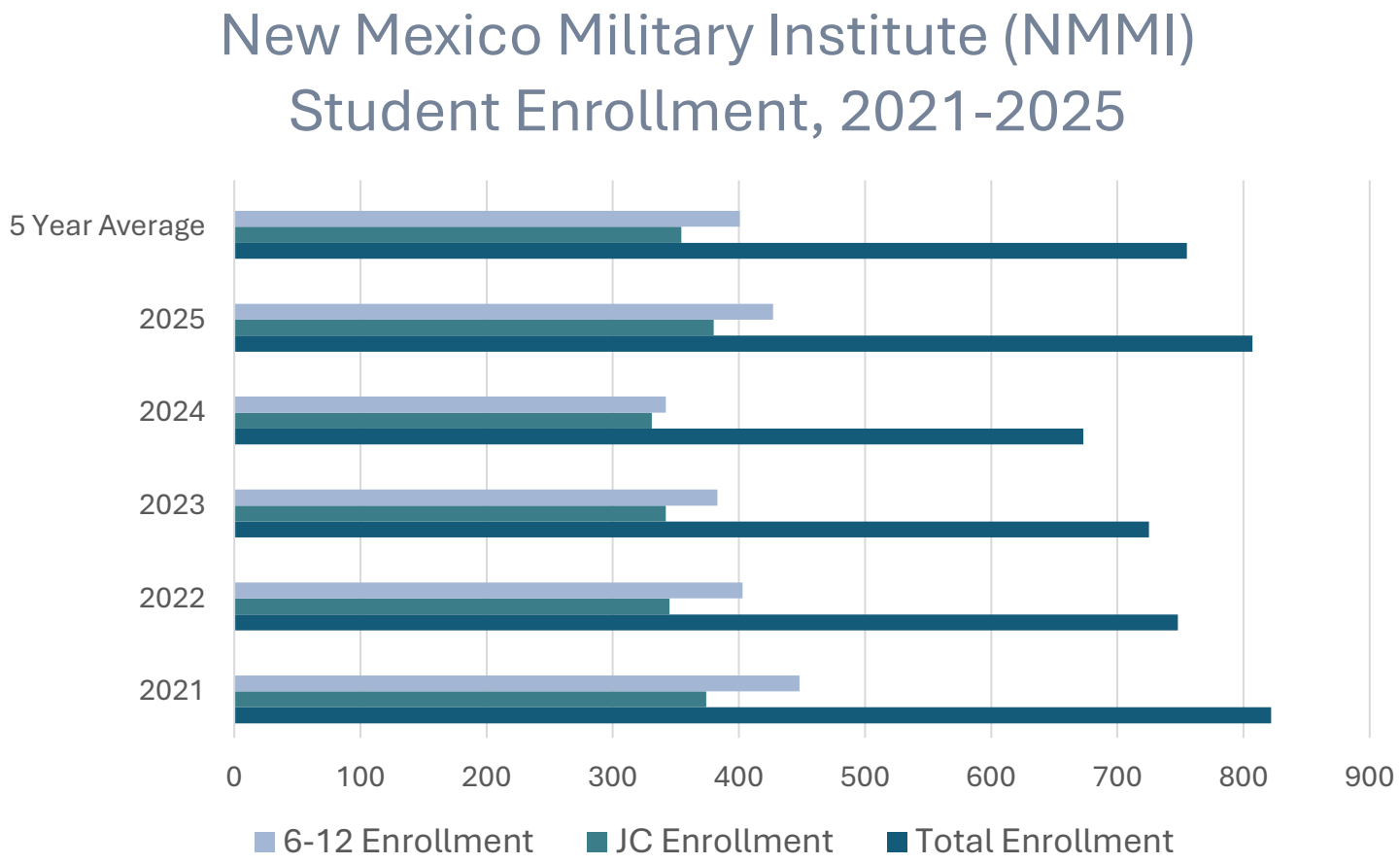

Utilization Factor $(\alpha) =$

$$\frac{\text{6 through 12 Enrollment (5 yr average)}}{\text{Total Enrollment (5 yr average)}}$$

= 400.6 ÷ 755.0 = 53.1%

Source: NMMI Administration, Corps Enrollment Profile (created 9/23/2025). α is the default for CAT 2; a validated building-specific rate (α_i) replaces it.

Example: Calculation of Eligible Square Footage (CAT 2)

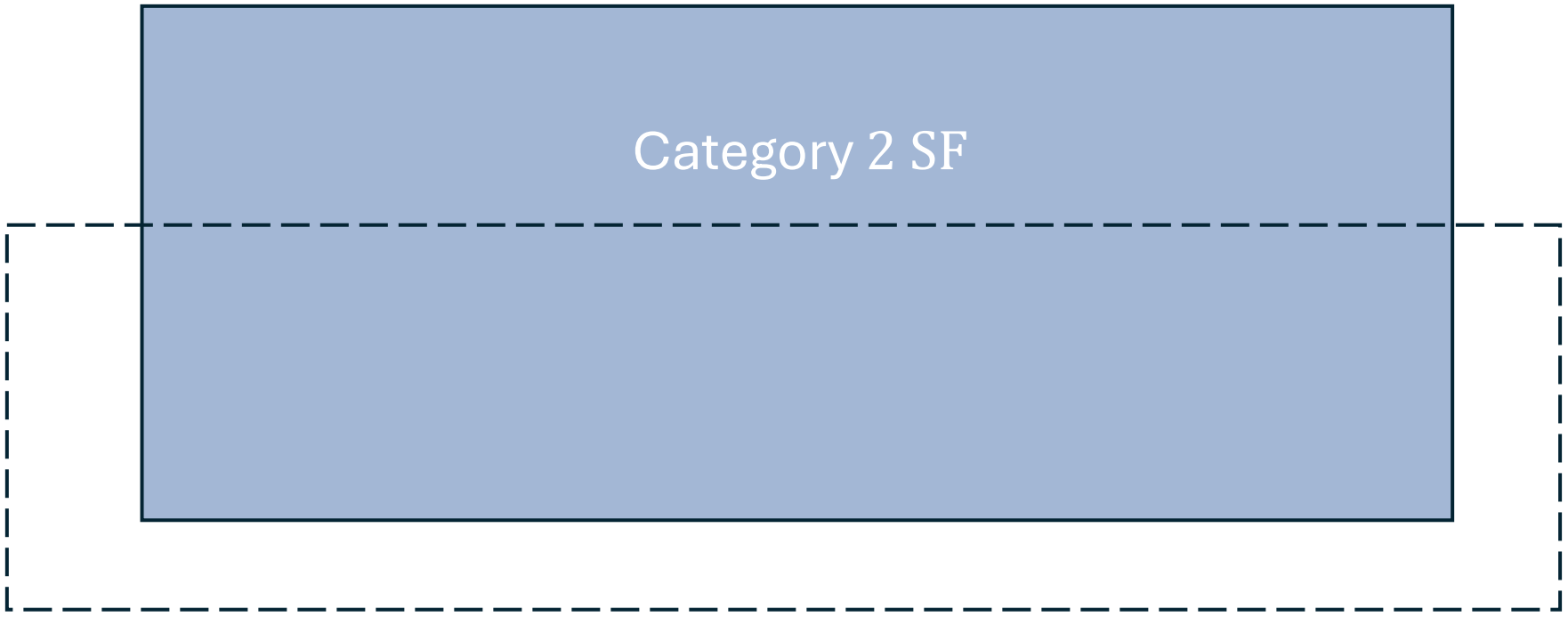

Eligible Category 2 GSF = Category 2 GSF × α_i

α_i = documented building-specific rate where validated by PSFA; otherwise α (53.1%)

Example: Calculation of Total Eligible Square Footage

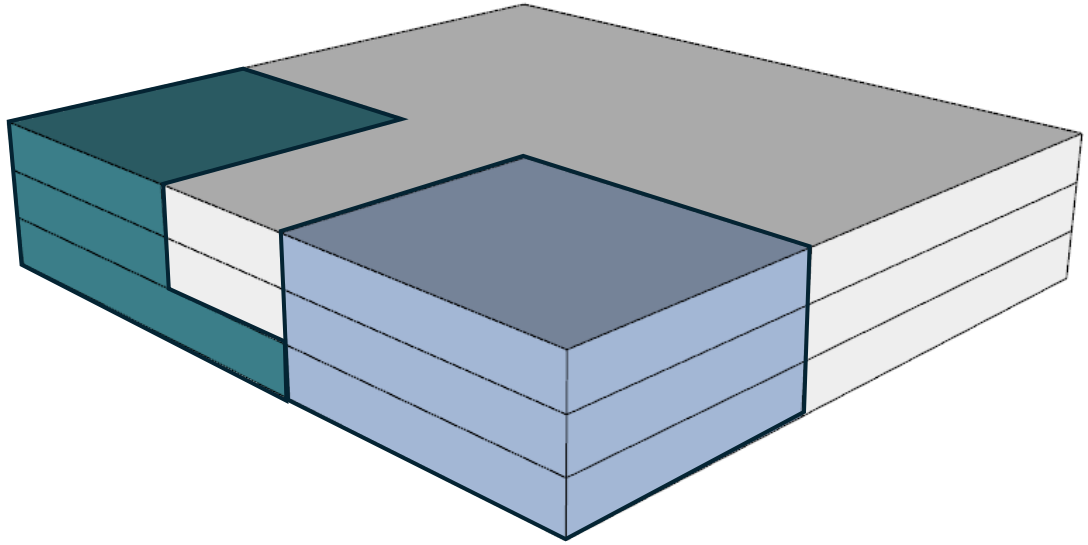

Total Eligible GSF = Category 1 GSF + (Category 2 GSF × α_i)

Only CAT 1 and CAT 2 contribute eligible GSF. CAT 3, 4 and 5 are excluded.

Example: Total Eligible Square Footage

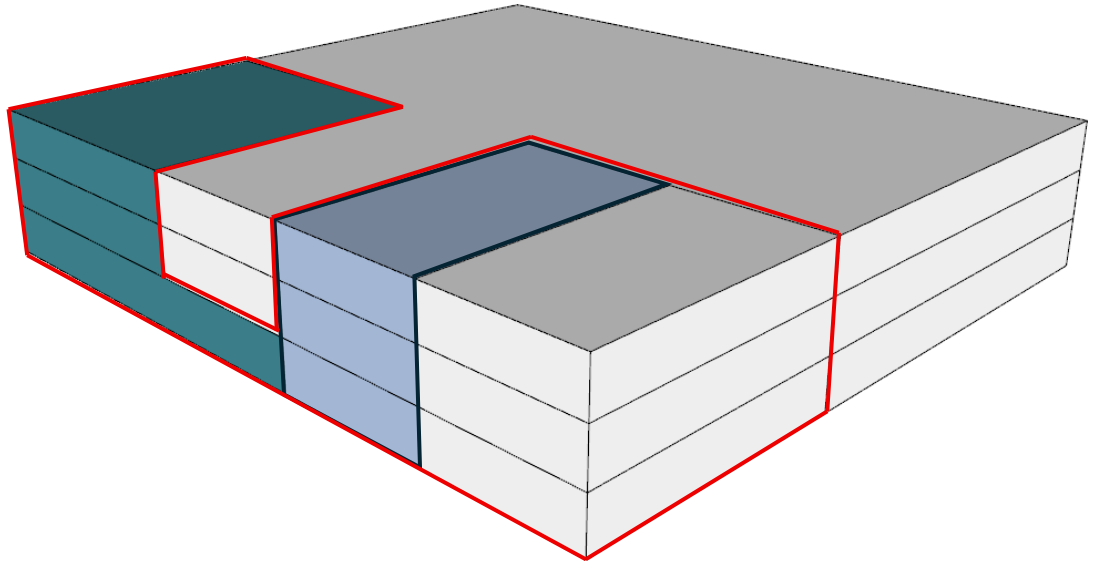

CAT 1- Eligible Non-Shared 6-12 (100%)

CAT 2- Eligible Shared 6-12 (Utilization factor applied)

Ineligible 6-12/ Other Non-PSFA Eligible/ Higher education

$$\beta = \frac{\text{Category 1 GSF} + \text{Eligible Shared GSF}}{\text{GSF total (CAT 1 + CAT 2 only)}}$$

Therefore, GSF eligible = $\beta \times$ GSF total

CAT 3, 4 and 5 are excluded from GSF total; they add no eligible GSF.

Comparison of Total Building Area and Eligible Square Footage

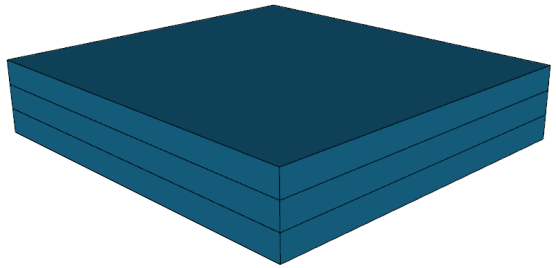

Total SF per CBIZ Valuation (1,153,422 GSF)

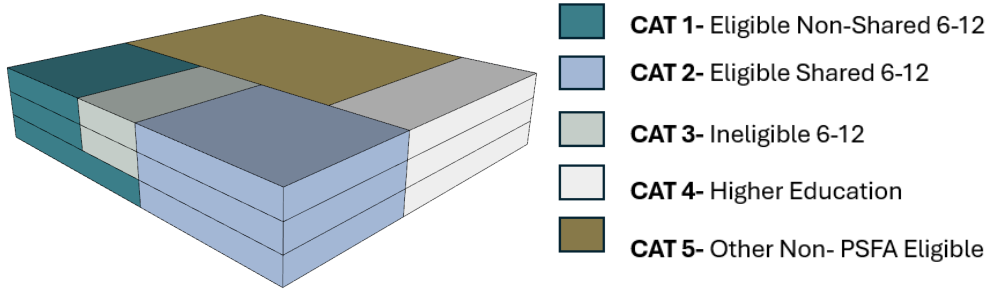

Space Classification`

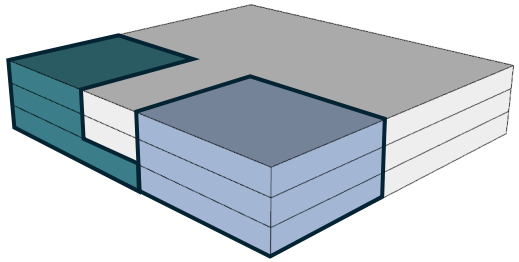

Eligible GSF

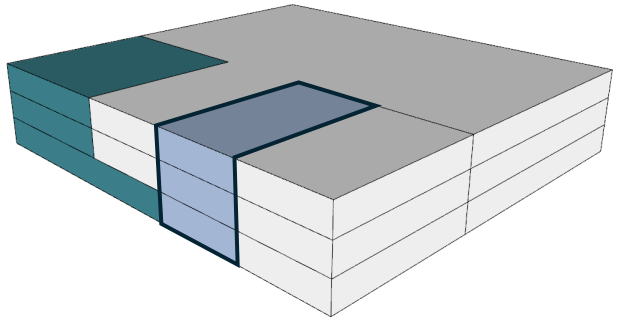

Utilization factor applied to CAT 2

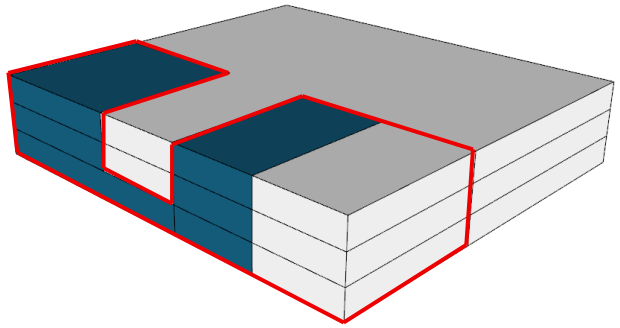

Total eligible SF (474,027 GSF)

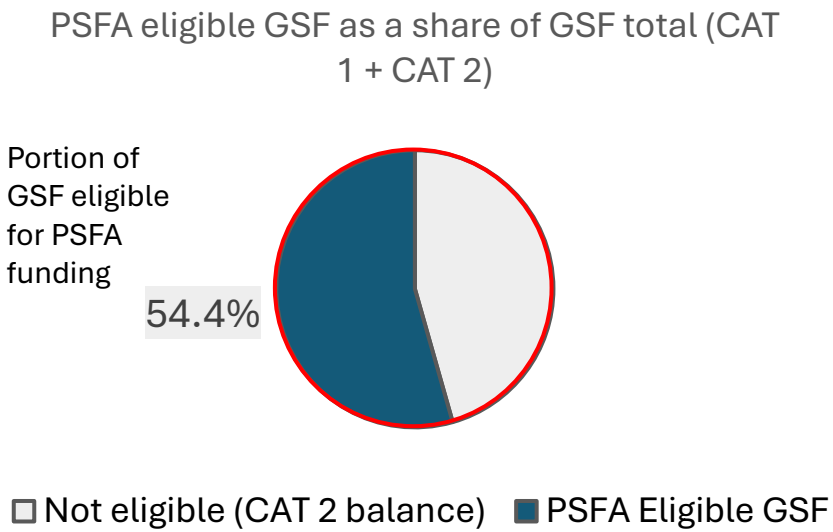

Results by Space Category

Space Category	GSF	Treatment	Eligible GSF
CAT 1 · Eligible, Non-Shared 6-12	25,200	100%	25,200
CAT 2 · Eligible, Shared 6-12	845,890	α_i (default α = 53.1%)	448,827
CAT 3 · Ineligible 6-12	68,880	0%	0
CAT 4 · Higher Education	123,120	0%	0
CAT 5 · Other Non-PSFA-Eligible	90,332	0%	0
Total campus inventory	**1,153,422**		**474,027**

Where the 1,153,422 GSF of campus inventory goes



GSF total (the base for β) = CAT 1 + CAT 2 = 871,090 GSF. β = 474,027 ÷ 871,090 = 54.4%

α and β Measure Different Things

α — UTILIZATION FACTOR

53.1%

5-yr avg grades 6-12 enrollment ÷ 5-yr avg combined (6-12 + JC) enrollment

- Applies only to CAT 2 buildings
- Default proxy for every shared building
- Replaced by α_i where building-specific use is documented and validated

β — ELIGIBLE SHARE OF GSF TOTAL

54.4%

(CAT 1 GSF + eligible CAT 2 GSF) ÷ GSF total

- GSF total = CAT 1 + CAT 2 only (871,090 GSF)

GSF eligible = β × GSF total = 474,027 GSF

Standards-Based vs. Systems-Based Awards

STANDARDS-BASED

Replacements, additions, space adequacy

- Building-by-building determination, summed campus-wide
- β measured against GSF total (CAT 1 + CAT 2)
- Result: 474,027 eligible GSF, β = 54.4%

SYSTEMS-BASED

Roofing, HVAC, electrical, plumbing, etc.

- Uses the individual building's own result
- CAT 1 = 100%, CAT 2 = α_i (default α), CAT 3-5 = 0%
- Example, Lea Hall: 44,159 GSF × 53.1% = 23,431 eligible GSF

CAT 4 (Higher Education) is excluded outright for every award type, with no exceptions. A validated building-specific rate (α_i) replaces α under either award type.

PSCOC Funding Participation

54.4%
Eligible share of GSF total (β)

×

50%
Constitutional share: State / local match on the eligible share

=

27.2%
PSCOC effective participation in total project cost

Share of total project cost, standards-based (campus-wide β)



- Systems-based projects use the building's own β. Lea Hall: 53.1% × 50% = 26.5% PSCOC, 73.5% local.
- All 15 CAT 2 buildings currently use α = 53.1%. Figures will be recalculated if building-specific rates are determined.

I. December 2026 Bond Sale

II. Presenter(s): Matthew Schimmel, Chief Financial Officer

III. Potential Motion:

Council approval to adopt the December 2026 certification and resolution to sell supplemental severance tax bonds (SSTB) in the amount of $438,166,276.

Council authorizes PSFA staff to make any technical corrections to the final bond sale as needed following review by the State Board of Finance. All revisions will be presented to the PSCOC at its December 2026 meeting.

IV. Executive Summary:

Key Points:
The State Board of Finance has projected the FY27 Supplemental Severance Tax Bond (STB) capacity available for PSCOC Public School Capital projects at $835.5 million.

The proposed bond sale of $438,166,276, scheduled for December 2026, is intended to support out-of-cycle construction funding requests and potential local match reductions. These funds are designated for projects anticipated to request PSCOC funding approval at meetings held prior to July 2027.

The SSTB Certification project and associated funding details include:

Description	Amount ($)
P23-005 Farmington - Mesa Verde ES	60,807,845
P23-004 Farmington - Heights MS	93,605,651
P24-008 Bernalillo - Algodones ES	46,347,666
P22-006 Gadsden - Chaparral MS	68,549,135
P25-002 Silver - Cliff Combined School	58,925,204
P25-001 Raton - Combined School	109,930,775
6 Items	**438,166,276**

Exhibit(s):
A – December 2026 Out-of-Cycle Justifications
B – Resolution and Worksheet December 2026 (SSTB26SD) Bond Sale

1. P23-005 Farmington - Mesa Verde ES

a. **Bond Sale Request:** 14,502,800

   i. **State Match:**

      1. $22,498,902.50 (37%)
      2. Based on Schematic Design Cost Estimate
      3. State match with waiver: $60,807,844.59
      4. $907.54/SF

   ii. **Waiver:**

      1. 100% local match reduction
      2. $38,308,942.09

   iii. **Basis for Certification:**

      1. Anticipated April 2027 PSCOC Meeting
      2. Project anticipated for PSCOC before July 2027.

b. **Current Stage of Design:** Design Development (phase 3 out of 4)

c. **Percentage Complete of Construction Documents:** Approximately 60-65%

d. **Timeline for Contractor Procurement:**

   i. **Anticipated RFP Issuance:** N/A this project is a CMAR. GC has been hired.

   ii. **Anticipated Date for PSCOC Approval:** April 2027

   iii. **Anticipated Contract Award Date:** April/May 2027 this would be for the Guaranteed Maximum price.

2. P23-004 Farmington - Heights MS

a. **Bond Sale Request:** 20,816,646

   i. **State Match:**

      1. $34,634,090.92 (37%)
      2. Based on Schematic Design Cost Estimate
      3. State match with waiver: $93,605,651.15
      4. $973.30/SF

   ii. **Waiver:**

      1. 100% local match reduction
      2. $58,971,560.22

   iii. **Basis for Certification:**

      1. Anticipated April 2027 PSCOC Meeting
      2. Project anticipated for PSCOC before July 2027.

b. **Current Stage of Design:** Design Development (phase 3 out of 4)

c. **Percentage Complete of Construction Documents:** Approximately 60-65%

d. **Timeline for Contractor Procurement:**

   i. **Anticipated RFP Issuance:** N/A this project is a CMAR. GC has been hired.

   ii. **Anticipated Date for PSCOC Approval:** April 2027

   iii. **Anticipated Contract Award Date:** April/May 2027 this would be for the Guaranteed Maximum price.

3. P24-008 Bernalillo - Algodones ES

a. Bond Sale Request: 28,176,578

i. State Match:

1. $17,148,636.42 (37%)
2. Based on Design Development Cost Estimate
3. State match with waiver: $46,347,666.01
4. $787.96/SF

ii. Waiver:

1. 100% local match reduction
2. $29,199,029.58

iii. Basis for Certification:

1. Anticipated June/July 2027 PSCOC Meeting
2. Project anticipated for PSCOC before July 2027.

b. Current Stage of Design: Design Development (phase 3 out of 4)

c. Percentage Complete of Construction Documents: 60-65%

d. Timeline for Contractor Procurement:

i. Anticipated RFP Issuance: February/March 2027

ii. Anticipated Date for PSCOC Approval: June 2027

iii. Anticipated Contract Award Date: July 2027

4. P22-006 Gadsden - Chaparral MS

a. **Bond Sale Request:** 64,505,112

   i. **State Match:**

      1. $68,549,135.42 (70%)
      2. Based on Design Development Cost Estimate
      3. $706.67/SF

   ii. **Waiver:** no waiver request.

   iii. **Basis for Certification:**

      1. Anticipated July 2027 PSCOC Meeting
      2. Project anticipated for PSCOC before July 2027.

b. **Current Stage of Design:** Design Development (phase 3 out of 4)

c. **Percentage Complete of Construction Documents:** 50-60% complete

d. **Timeline for Contractor Procurement:**

   i. **Anticipated RFP Issuance:** March/April 2027

   ii. **Anticipated Date for PSCOC Approval:** July 2027

   iii. **Anticipated Contract Award Date:** August 2027

5. P25-002 Silver - Cliff Combined School

a. **Bond Sale Request:** 68,502,445

   i. **State Match:**

      1. $21,802,325.55 (45%)
      2. Based on Design Development Cost Estimate
      3. State match with waiver: $58,925,204.18
      4. $1,039/SF

   ii. **Waiver:**

      1. 100% local match reduction
      2. $37,122,878.63

   iii. **Basis for Certification:**

      1. Anticipated April/May 2027 PSCOC Meeting
      2. Project anticipated for PSCOC before July 2027.

b. **Current Stage of Design:** Construction Documents (phase 4 out of 4)

c. **Percentage Complete of Construction Documents:** 85-90%

d. **Timeline for Contractor Procurement:**

   i. **Anticipated RFP Issuance:** January/February 2027

   ii. **Anticipated Date for PSCOC Approval:** April 2027

   iii. **Anticipated Contract Award Date:** May 2027

6. P25-001 Raton – Combined School

a. **Bond Sale Request: 96,048,720**

   i. **State Match:**

      1. $49,468,849.02 (45%)
      2. Based on Design Development Cost Estimate
      3. State match with waiver: $109,930,775.60
      4. $824/SF

   ii. **Waiver:**

      1. 100% local match reduction
      2. $60,461,926.58

   iii. **Basis for Certification:**

      1. Anticipated April/May 2027 PSCOC Meeting
      2. Project anticipated for PSCOC before July 2027.

b. **Current Stage of Design:** Construction Documents (phase 4 out of 4)

c. **Percentage Complete of Construction Documents:** 85-90%

d. **Timeline for Contractor Procurement:**

   i. **Anticipated RFP Issuance:** December 2026/January 2027

   ii. **Anticipated Date for PSCOC Approval:** April 2027

   iii. **Anticipated Contract Award Date:** May 2027

Exhibit B

STATE OF NEW MEXICO
Public School Capital Outlay Council

RESOLUTION, NOTIFICATION AND CERTIFICATION

WHEREAS, money from the proceeds of severance tax bonds and supplemental severance tax bonds ("Bonds") authorized pursuant to Sections 7-27-12.2 NMSA 1978 (the "Act"), is needed for the purpose of carrying out the provisions of the Public School Capital Outlay Act;

WHEREAS, money from the proceeds of the sale of the Bonds authorized in the Act is needed to make awards and expenditures pursuant to Section 22-24-4 & 22-24-5 NMSA 1978 for capital project grant assistance, lease payment assistance and related uses pursuant to the Public School Capital Outlay Act; and

WHEREAS, at its meeting on November 23, 2026, the Council adopted the resolution and certification set forth below:

NOW, THEREFORE, BE IT RESOLVED AND CERTIFIED THAT:

1. The Council certifies four hundred thirty eight million one hundred sixty six thousand two hundred seventy six dollars ($438,166,276) is needed to finance public school capital outlay projects awards and other related expenditures pursuant to Section 22-24-4 NMSA 1978, The Public School Capital Outlay Act.

a)	P23-005 Farmington - Mesa Verde ES	$	60,807,845
b)	P23-004 Farmington - Heights MS	$	93,605,651
c)	P24-008 Bernalillo - Algodones ES	$	46,347,666
d)	P22-006 Gadsden - Chaparral MS	$	68,549,135
e)	P25-002 Silver - Cliff Combined School	$	58,925,204
f)	P25-001 Raton – Combined School	$	109,930,775

2. The Board is hereby requested and instructed to issue and sell Bonds in the total amount of four hundred thirty eight million one hundred sixty six thousand two hundred seventy six dollars ($438,166,276) for the purpose set forth in Paragraph 1.

3. All conditions, contingencies and limitations imposed by law with respect to the certification of the need for the Bonds to finance the projects and the expenditure of funds with respect hereto, if any, have been satisfied.

4. The use and application of the proceeds of the Bonds as provided herein is in compliance with all applicable laws and does not conflict with any applicable ruling, order or court decision.

Dated: November 23, 2026

PUBLIC SCHOOL CAPITAL OUTLAY COUNCIL

By: _____
Joe Guillen, Chair,
PSCOC

FY27 - December 2026 Certification Worksheet
SSTB26SD
November 23, 2026

	A-Code	Category	Description	Previously Certified	Pending Certification	Certified	Comments	
3		Out-of-Cycle	P23-005 Farmington - Mesa Verde ES		$ 60,807,845			3
4		Out-of-Cycle	P23-004 Farmington - Heights MS		$ 93,605,651			4
5		Out-of-Cycle	P24-008 Bernalillo - Algodones ES		$ 46,347,666			5
6		Out-of-Cycle	P22-006 Gadsden - Chaparral MS		$ 68,549,135			6
8		Out-of-Cycle	P25-002 Silver - Cliff Combined School		$ 58,925,204			8
9		Out-of-Cycle	P25-001 Raton - Combined School		$ 109,930,775			9
			Subtotals	**$ -**	**$ 438,166,276**	**$ -**		
32								32
33			FY27 SSTB Capacity	**$ 835,500,000**				33
34			FY27 SSTB26SD Sale	**$ 438,166,276**				34
			FY27 SSTB Remaining Capacity	**$ 397,333,724**				
35								35

VII. Informational

A. P26-005 Mayfield HS (Las Cruces) – Project Update
B. District Project Status Report – Gallup McKinley Schools
C. District Project Status Report – Albuquerque Public Schools
D. District Project Status Report – Farmington Municipal Schools
E. District Project Status Report – Las Cruces Public Schools
F. Bond Reconciliation Update

I. P26-005 Mayfield HS (Las Cruces) – Project Update

II. Presenter(s): Marcos B. Trujillo, Executive Director
Daniel Juarez, Senior Project Manager

IV. Executive Summary:

Key Points:
In September 2026, Las Cruces Public Schools signed the acceptance letter for the FY26 Pre-design (Planning and Assessment) phase award for Mayfield HS (P26-005), approved during the June 2026, PSCOC meeting.

At this point the district has reduced the overall Gross Square Footage (GSF) from their initial April 2026 request by 8,603 GSF, for a new total of 302,844 GSF. Based on the current approved GSF calculator the eligible GSF the state will participate in is 202,331, creating an additional 100,513 GSF that would be considered above the allowable, which the district would be responsible for.

Staff presented a proposed pathway forward in attempt to meet the districts needs during the November 9, 2026, Awards Subcommittee. However, a resolution was not identified during that meeting. The Awards Subcommittee directed staff to continue conversations with the district in preparation for the December PSCOC meeting. On November 13, 2026, representatives from the district respectfully requested this item be moved to January 2027, or future PSCOC meeting to allow additional time.

I. District Project Status Report – Gallup McKinley Schools

II. Presenter(s): Marcos Trujillo, Executive Director
Daniel Juarez, Senior Projects Manager

III. Executive Summary (Informational):

Key Points:

- Gallup-McKinley Schools has 14 active projects.
- **9 Standards-based awards**
  - Seven (7) are in the Design Phase.
    - P23-001 Gallup Central HS
      - The PSCOC awarded Planning/Design phase funding in July 2022.
      - In October 2024, the PSCOC approved an increase in the design capacity (projected enrollment) from 204 to 470 students and an increase in the allowable gross square footage (GSF) from 20,553 to 70,007 GSF.
      - Is 50% complete with the Design Development phase of Design. (Phase 3 out 4).
      - The Design Professional was hired in June 2023. Eleven (11) months and 11 days after the original award.
      - The district will be rescinding this project at the December or January PSCOC meeting.
      - PSFA/District are working on terminating the Design Professional contract.

    - P23-002 Thoreau HS
      - The PSCOC awarded Planning/Design phase funding in July 2022.
      - In August 2025, the PSCOC approved the use of the new gross square footage (GSF) calculator increasing the allowable space from 71,998 to 80,989 GSF.
      - The Design Professional was hired in September 2023. One (1) year and 1 month after the original award.
      - The PSCOC awarded Construction phase funding in July 2026.
      - PSFA/District are working on executing the General Contractor contract.

    - P23-003 David Skeet ES.
      - The PSCOC awarded Planning/Design phase funding in July 2022.
      - The first Design Professional was hired in November 2023. This Design Professional's contract was terminated due to a lack of performance.

- As of July 2026, the second Design Professional has been hired.
- This project was originally a full replacement project then in June 2025 the District requested to change the scope of the award to renovation of the existing facility.
- Currently, the design has not yet begun.

- P21-003 Gallup HS
  - The PSCOC awarded Planning phase funding in August 2020.
  - The PSCOC awarded Design phase funding in January 2024.
  - Is 75% complete with the Program Statement phase of Design (Phase 1 out 4).
  - The Planning consultant was hired in March 2022. One (1) year and 7 months after the original award.
  - The Design Professional was hired in June 2025. Eleven (11) months and 11 days after the original award.
  - The district will be rescinding this project at the December or January PSCOC meeting.
  - PSFA/District are working on terminating the Design Professional contract.

- P21-006 Navajo Pine HS.
  - The PSCOC awarded Planning phase funding in August 2020.
  - The PSCOC awarded Design phase funding in January 2024
  - The Planning consultant was hired in March 2022. One (1) year and 7 months after the original award.
  - The Design Professional was hired in January 2025. Four (4) years and 5 months after the original award.
  - In April 2026, the PSCOC approved a decrease in the design capacity (projected enrollment) from 290 to 170 students and an increase in the allowable gross square footage (GSF) from 56,129 to 49,906 GSF per the new GSF Calculator.
  - The Design Professional is working on a campus drainage analysis to develop solutions to campus wide flooding issues.
  - Is more than 50% complete with the Program Statement phase of Design (Phase 1 out 4).
  - The Site Survey is in progress.

- P21-005 Crownpoint HS
  - The PSCOC awarded Planning phase funding in August 2020.
  - The PSCOC awarded Design phase funding in January 2024
  - In August 2025, the PSCOC approved the use of the new gross square footage (GSF) calculator increasing the allowable space from 52,055 to 64,792 GSF.

- The Planning consultant was hired in March 2022. One (1) year and 7 months after the original award.
- The Design Professional was hired in February 2025. Four (4) years and 4 months after the original award.
- Is 75% complete with the Schematic Design phase of Design. (Phase 2 out 4).
- District has indicated a potential local match reduction request for Crownpoint HS.
- The Site Survey and Geo-Technical Report are in progress.

▪ P24-006 Crownpoint MS
- The PSCOC awarded Design phase funding in January 2024
- In October 2024, the PSCOC approved an increase in the design capacity (projected enrollment) from 116 to 122 students and an increase in the allowable gross square footage (GSF) from 28,506 to 32,812 GSF per the new GSF Calculator.
- Is 75% complete with the Schematic Design phase of Design. (Phase 2 out 4).
- The Design Professional was hired in February 2025. Four (4) years and 4 months after the original award.
- The Site Survey and Geo-Technical Report are in progress.

▪ Two are in the process of completing construction.
▪ P19-003 Red Rock/Rocky View ES and P19-004 Tohatchi HS
- The Construction Industries Division (C.I.D.) issued the Certificate of Occupancy
  - In July 2026 for Tohatchi HS.
  - In February 2025 for Red Rock/Rocky View ES.
- Both projects are in the process of completing construction, both projects are more than 90% complete.

- **One (1) Teacher Housing award**
  - P23-003 David Skeet ES.
    - Teacher Housing was included in the original planning/design standards-based award for P23-003 David Skeet ES.
    - Staff has processed an Administrative Memorandum of Understanding for the separation of the School and Teacher Housing funding.

- **One (1) Systems-based award**
  - S23-001 Indian Hills ES
    - Construction is 93% complete.
    - Award included design/construction funding for the replacement of the Roof, Exterior Wall finishes, Fire Alarm and Site Drainage.

I. District Project Status Report – Albuquerque Public Schools

II. Presenter(s): Marcos Trujillo, Executive Director
Daniel Juarez, Senior Project Manager

III. Executive Summary (Informational):

Key Points:

- Albuquerque Public Schools has 17 active projects.
- **1 pre-kindergarten-based award**
  - K24-002 Duranes Early Childhood Center
    - In June 2024, the PSCOC awarded Design phase funding.
    - In December 2024, the PSCOC awarded Construction phase funding.
    - The construction documents (construction drawings) were substantially complete at the time of the original award.
    - The Construction Industries Division (C.I.D.) issued the Certificate of Occupancy in August 2026.
    - PSCOC awarded a total of $17,361,430 for the Design and Construction of the replacement facility.
    - Currently, Construction is 97% complete.

- **3 Standards-based awards**
  - P26-001 APS Feasibility study
    - District and PSFA staff are working on how to integrate the district's on-going planning study with the district-wide enrollment and demographic trend studies included in the Planning and Assessment phase award.

  - P24-013 Harrison MS
    - In June 2024, the PSCOC awarded Design phase funding.
    - In October 2024, the PSCOC awarded Construction phase funding.
    - The construction documents (construction drawings) were substantially complete at the time of the original award.
    - The Construction Industries Division (C.I.D.) issued the Certificate of Occupancy in August 2026.
    - PSCOC awarded a total of $10,346,620 for the Design and Construction of the replacement facility.
    - Ribbon cutting was held in September 2026.

- P24-014 Van Buren MS
  - In June 2024, the PSCOC awarded Design phase funding.
  - In late 2025, the district executed a construction contract prior to the PSCOC awarding construction funding.
  - In April 2026, the PSCOC approved a reduced construction phase funding request totaling 5,469,979 award based on the 344-student enrollment.
    - The award also included rescinding of the Design phase award.
    - PSFA leadership worked with the district to develop a payment mechanism, where the District and PSFA
      - Would not need to sign a new contract or a modification to the existing contract with the General Contractor.
      - PSFA would reimburse the district for work that the General Contractor had not started prior to the PSCOC approving the construction funding award. Based on pay applications submitted to the district.
  - The district has indicated that there have been delays in the project due to procurement/delivery of the steel and due to the weather.
  - Currently, Construction is 21% complete.

- **<u>13 Systems-based awards</u>**
  - S24-005 Atrisco ES
    - The PSCOC awarded Design and Construction funding for the replacement of the Library/Media center roof in December 2023.
    - Project is complete.
    - The project achieved Substantial completion was achieved on August 1st, 2025.

  - S24-006 Longfellow ES
    - The PSCOC awarded Design and Construction funding for the replacement of the Main building's roof and HVAC systems in December 2023.
    - The design professional was hired in May 2026. Two years and five months after the award.

  - S24-007 Monte Vista ES
    - The PSCOC awarded Design and Construction funding for the replacement of the Main building's HVAC system in December 2023.
    - The design professional was hired in October 2026. Two years and ten months after the award.

- S24-009 S.Y. Jackson ES
  - The PSCOC awarded Design and Construction funding for the replacement of the entire facilities roof system in December 2023.
  - No progress beyond the Memorandum of Understanding for the original award.

- S24-010 Eisenhower MS
  - The PSCOC awarded Design and Construction funding for the replacement of the New Gym and Band/Chorus building's roof system in December 2023.
  - The design professional was hired in April 2025. One (1) year and four months after the award.
  - Design was completed in July 2026.

- S24-011Taft MS
  - The PSCOC awarded Design and Construction funding for the replacement of the E Building, New School and Gym/Locker Room building's roof and HVAC building systems in December 2023.
  - The design professional was hired in April 2025. Two years and 24 days after the award.
  - Design was completed in July 2026.
  - The General Contractor was hired in June 2026.
  - Construction is approximately 14% complete

- S24-014 Sandia HS
  - The PSCOC awarded Design and Construction funding for the replacement of the Music Building and Music Addition Building's roof and HVAC building systems in December 2023.
  - The design professional was hired in October 2026. Two years and ten months after the award.

- S24-015 Valley HS
  - The PSCOC awarded a single-phase System's based award that included design and construction funding for the replacement of the Media Center and Main School Building's roof and HVAC building systems in December 2023.
  - The Design Professional is in the process of being hired for the HVAC replacement. Two years and ten months after the award.

- S26-001 Apache ES
  - The PSCOC awarded a two-phase System's based award that included design phase funding for the replacement of the Original Construction (1967), Library (1980), multi-Purpose (1996), Addition (1971), Classroom

Addition (1984) and Kinder Addition (2008) building's Roof, HVAC and Electrical building systems in June 2026.
- The district signed the award acceptance letter in August 2026
- The Memorandum of Understanding was fully executed in October 2026.
- The Design Professional is in the process of being hired.

- S26-002 Chaparral ES
  - The PSCOC awarded a single-phase System's based award that included design and construction funding for the replacement of the Main Building (1984), Classroom Building (2015), and Kitchen Addition to Main Building (2015) HVAC and electrical building systems in June 2026.
  - The district signed the award acceptance letter in August 2026
  - The Memorandum of Understanding was fully executed in October 2026.
  - The Design Professional is in the process of being hired.

- S26-003 Hayes MS
  - The PSCOC awarded a single-phase System's based award that included design and construction funding for the replacement of the Main School Building (1963), Classroom Addition (1964), Admin Addition (2007) and Music Hall Addition (1999) building's HVAC building systems in June 2026.
  - The district signed the award acceptance letter in August 2026
  - The Memorandum of Understanding was fully executed in October 2026.

- S26-004 New Futures Alternative HS
  - The PSCOC awarded a two-phase System's based award that included design phase funding for the replacement of the Main Building's (1988) roof, HVAC and electrical building systems in June 2026.
  - The district signed the award acceptance letter in August 2026
  - The Memorandum of Understanding was fully executed in October 2026.
  - The Design Professional is in the process of being hired.

- S26-005 Tomasita ES
  - The PSCOC awarded a single-phase System's based award that included design and construction funding for the replacement of the Main School Building (1993) and Multipurpose (1999) building's HVAC and electrical building systems in June 2026.
  - The district signed the award acceptance letter in August 2026
  - The Memorandum of Understanding was fully executed in October 2026.

I. District Project Status Report - Las Cruces Public Schools

II. Presenter(s): Marcos Trujillo, Executive Director
Daniel Juarez, Senior Project Manager

III. Executive Summary (Informational):

Key Points:

- Las Cruces Public Schools has 11 active projects.
- **4 Standards-based awards**
  - P26-004 White Sands ES/MS
    - This project is on hold pending the district receiving federal funding in 2027 to support the local match.
  - P26-005 Mayfield HS
    - PSFA Staff is working with the district to address questions regarding the allowable gross square footage (GSF) and TARE calculations.
    - The district is requesting Design phase funding for this project at the November PSCOC meeting.
  - P26-006 Highland ES
    - The district is in the process of drafting a Design Professional Request for Proposals.
  - P20-005 Columbia ES
    - The PSCOC awarded
      - Planning phase funding in October 2019.
      - In April 2020 the PSCOC approved the district moving forward with a feasibility/engineering study at the district's expense.
      - Design phase funding in August 2021.
      - Construction phase funding in January 2024.
    - The Construction Industries Division (C.I.D.) issued the Certificate of Occupancy in November 2025.
    - The 11-month warranty walkthrough and process has been completed for all three phases.
    - PSCOC awarded a total of $34,432,417 for the Planning, Design and Construction of the replacement facility.
- **7 Systems-based awards**
  - The district has indicated that the Standards-based award for Columbia ES (P20-005) was prioritized over the Systems-based projects for Tombaugh ES, East Picacho ES, Zia MS, Hermosa Heights ES and Valley View ES.

- S20-009 Valley View ES
  - The PSCOC awarded Planning/Design and Construction phase funding in October 2019.
  - The Design Professional was hired in March 2021. One (1) year and four months after the award.
  - The PSCOC award additional Construction phase funding in July 2023.
  - The General Contractor was hired in September 2024. Four (4) years and 11 months after the award.
  - Project is complete and pending final approval of the 11-month warranty walk through.
  - This project has taken seven (7) years to complete.

- S21-001 Tombaugh ES
  - The PSCOC awarded Design phase funding in August 2020.
  - The Design Professional was hired in October 2025. Four (4) years and 11 months after the award.
  - The district is requesting Construction phase funding for this project at the November PSCOC meeting.

- S22-012 East Picacho ES
  - The PSCOC awarded Design/Construction phase funding in December 2021.
  - The Design Professional was hired in December 2024. Two (2) years and 11 months after the award.
  - The PSCOC awarded Additional Construction phase funding in April 2026
  - The General Contractor was hired in June 2026. Four (4) years and 6 months after the award.
  - Currently, Construction is 38% complete.

- S22-013 Zia MS
  - The PSCOC awarded Design/Construction phase funding in December 2021.
  - The Design Professional was hired in April 2026. Four (4) years and 4 months after the award.
  - In August 2026, the PSCOC approved an award language change increasing the allowable GSF from 95,868 to 109,666 as well as adding replacement of the ceiling and lighting finishes to the award language.
  - Currently, Design is 85% complete.

- S22-014 Hermosa Heights ES
  - The PSCOC awarded Design/Construction phase funding in December 2021.
  - The Design Professional was hired in December 2024. Two (2) years and 8 months after the award.
  - In August 2025, the PSCOC approved additional Construction phase funding as well as an increase in the allowable GSF from 55,181 to 67,608, and ceiling and lighting finishes to the award language.
  - The General Contractor was hired in October 2025. Three (3) years and 10 months after the award.
  - Currently, Construction is 72% complete.

- S26-006 Conlee ES
  - In June 2026, the PSCOC awarded Design phase funding for the replacement of the Roof and HVAC systems.
  - In August 2026, the PSCOC approved a technical correction to the original award that included additional Design phase funding, additional GSF for the roof replacement and replacement of the Lighting, Ceiling and Wall finish building systems throughout the facility.
  - In October 2026, PSFA and District met to review the Memorandum of Understanding (MOU).
  - Currently, PSFA and the district are in the process of executing the MOU for the technical correction.

- S26-007 Desert Bloom ES
  - In June 2026, the PSCOC awarded Design phase funding for the replacement of the Roof and HVAC systems.
  - In August 2026, the PSCOC approved a technical correction to the original award that included additional Design phase funding for the replacement of the awnings/overhangs as a part of the exterior envelope of the school.
  - In October 2026, PSFA and District met to review the Memorandum of Understanding (MOU).
  - Currently, PSFA and the district are in the process of executing the MOU for the technical correction.

I. District Project Status Report - Farmington Municipal Schools

II. Presenter(s): Marcos Trujillo, Executive Director
Daniel Juarez, Senior Projects Manager

III. Executive Summary (Informational):

Key Points:

- Farmington Municipal Schools has 5 active projects.
- **1 pre-kindergarten-based award**
  - K23-001 Preschool Academy East
    - In 2022, the PSCOC awarded Planning/Design phase funding.
      - The funding included a partial local match reduction (waiver).
      - The waiver and the advance adjusted the state-local match from a 37%/63% state-local match to 68.5%/31.50%
    - In December 2024, the PSCOC awarded Construction phase funding
      - The funding included a partial local match reduction (waiver).
      - The local match reduction adjusted the state-local match to 100%/00%.
    - This project is using a Construction Manager at Risk (CMAR) project delivery method.
    - The CMAR Contractor was hired in November 2023.
    - The Design Professional was hired in May 2023.
    - The Construction Industries Division (C.I.D.) issued the Certificate of Occupancy in November 2025.
    - Currently the project is in the 11-month warranty phase.
    - PSCOC awarded a total of $41,089,222 for the Planning, Design and Construction of the replacement facility.

- **2 Standards-based awards**
  - P23-004 Heights MS
    - In 2022, the PSCOC awarded Planning/Design phase funding.
      - The funding included a partial local match reduction (waiver) and a partial advance of the local match that included a repayment plan.
      - The waiver and the advance adjusted the state-local match to 100%/00%.
    - In January 2026, the PSCOC approved the use of the new gross square footage (GSF) calculator increasing the allowable space from 89,001 to 96,173 GSF.
    - This project is using a Construction Manager at Risk (CMAR) project delivery method.
    - The CMAR Contractor was hired in March 2026.

        - The Design Professional was hired in June 2023.
            - Design did not begin until late 2025/early 2026. Three (3) years and 3 months after the original award.
        - Currently, the design is approximately 60% complete and is in the Design Development (phase 3 out of 4) phase of design.
        - The district has indicated that they will request Construction phase funding in April/May 2027.
            - The district has also indicated that it will also ask for a full local match reduction (waiver).

    - P23-005 Mesa Verde ES
        - In 2022, the PSCOC awarded Planning/Design phase funding.
            - The funding included a partial local match reduction (waiver) and a partial advance of the local match that included a repayment plan.
            - The waiver and the advance adjusted the state-local match to 100%/00%.
        - In January 2026, the PSCOC approved the use of the new gross square footage (GSF) calculator increasing the allowable space from 58,159 to 67,003 GSF.
        - This project is using a Construction Manager at Risk (CMAR) project delivery method.
        - The CMAR Contractor was hired in March 2026
        - The Design Professional was hired in June 2023.
            - Design did not begin until late 2025/early 2026. Three (3) years and 3 months after the original award.
        - Currently, the design is approximately 60% complete and is in the Design Development (phase 3 out of 4) phase of design.
        - The district has indicated that they will request Construction phase funding in April/May 2027.
            - The district has also indicated that it will also ask for a full local match reduction (waiver).

- **<u>2 Systems-based awards</u>**
    - S22-016 Bluffview ES
        - In December 2021, the PSCOC awarded Design/Construction phase funding for the replacement of the Roof and HVAC building systems.
        - In January 2024, the PSCOC approved additional Construction phase funding.
        - The Design Professional was hired in June 2022.
        - The General Contractor was hired in March 2024.
        - The project achieved Substantial Completion in March 2025.
        - PSCOC awarded a total of $2,638,368 for the Design and Construction of the replacement building systems.

- S22-019 Piedra Vista HS
  - In December 2021, the PSCOC awarded Design/Construction phase funding for the replacement of the HVAC building systems.
  - In January 2024, the PSCOC approved additional Construction phase funding.
  - The Design Professional was hired in June 2022.
  - The General Contractor was hired in February 2025.
  - Currently, the project is in the process of achieving Substantial Completion.
  - PSCOC awarded a total of $2,638,368 for the Design and Construction of the replacement building systems.

I. Bond Reconciliation Update

II. Presenter(s): Matthew Schimmel, Chief Financial Officer

III. Executive Summary (Informational):

Key Points:

- With FY26 audit activities now complete, the team has refocused its efforts on the bond reconciliation process in coordination with the bond reconciliation auditor. An in-depth review meeting has been requested for November 2026.

- An additional update will be provided in December 2026, as the team is working toward completing the reconciliation process before the start of the legislative session in January 2027.

- In the meantime, execution of the contract and purchase order with Real Time Solutions (RTS) for Phase II of the Bond Tracking Platform has been completed. Following contract execution, PSFA and RTS held a project kickoff meeting to initiate development of the next phase of the platform. This phase will enhance the tracking, reporting, and management of Supplemental Severance Tax Bond activities. The project team and RTS will be meeting weekly to finalize the platform framework and prepare for testing and implementation once the bond reconciliation and data validation efforts are complete.

- Upon completion of the bond reconciliation process, the finalized and validated bond data will be incorporated into the RTS Bond Tracking Platform, establishing a centralized system of record for bond activity tracking, reporting, and ongoing management.

VIII. Next PSCOC Meeting – December 16, 2026

IX. Adjourn